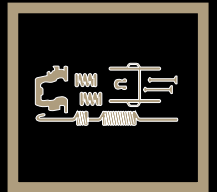




# BERAL<sup>®</sup>



# 2012 2013

**PADS, DISCS, LININGS, RIVETS,  
WEAR INDICATORS AND ACCESSORIES**



CATBE1201



**FEDERAL  
MOGUL**

[www.fmecat.eu](http://www.fmecat.eu)

# **BERAL HOMOLOGATED**

## **FOR THE TRUCK OF THE YEAR 2012**



**BERAL BREMSBELÄGE SIND FÜR DEN LKW DES JAHRES 2012 FREIGEgeben**

**BERAL HOMOLOGUÉ POUR LE CAMION DE L'ANNÉE 2012**

**BERAL OMOLOGATO SUL TRUCK OF THE YEAR 2012**

**BERAL HOMOLOGADA PARA O CAMIÃO DO ANO 2012**

**BERAL GEHOMOLOGEERD VOOR TRUCK OF THE YEAR 2012**

**ТОРМОЗНЫЕ КОЛОДКИ BERAL ОМОЛОГИРОВАНЫ ДЛЯ ГРУЗОВИКА ГОДА 2012**

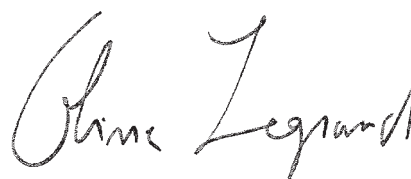
**BERAL HOMOLOGOWANY DO CIĘŻARÓWKI ROKU 2012**

**BERAL**®

**Certificate for the use of Federal-Mogul products  
in the European Aftermarket according to  
MV BER EC 461/ 2010 and respective Guidelines**

We hereby confirm, that the Federal-Mogul products using the brand names AE<sup>®</sup>, ABEX<sup>®</sup>, BERAL<sup>®</sup>, CHAMPION<sup>®</sup>, DURON<sup>®</sup>, FERODO<sup>®</sup>, FP DIESEL<sup>®</sup>, GLYCO<sup>®</sup>, GOETZE<sup>®</sup>, MOOG<sup>®</sup>, NECTO<sup>®</sup>, NÜRAL<sup>®</sup>, PAYEN<sup>®</sup>, WAGNER<sup>™</sup> sold in the European Aftermarket fulfil the quality requirements applicable to the use of spare parts for repair or maintenance of motor vehicles by authorised repairers.

Date: 03/09/2012



Olivier Legrand  
Vice President Aftermarket Europe  
Federal-Mogul Corporation



# INDEX

STICHWORTVERZEICHNIS - INDEX - INDICE - ÍNDICE - INHOUDSOPGAVE - СОДЕРЖАНИЕ - INDEKS



I - XXXII



XXXIII - XXXIV



2 - 13



14 - 167



168 - 205



206 - 285



286 - 291



292 - 391



392 - 400



401 - 430



431 - 438



439 - 453



454 - 472



474 - 477



<b>Brake</b>	<b>Page</b>				
Haldex	286	A.D.R.	168	Piacenza	194
Knorr-Bremse	286	Acerbi	168	Pitt	194
Meritor	286	Adige	168	Prim-Ball	194
Wabco	288	Austeras	168	Primrose	194
		BAJ et Fond	168	Rockwell	194
<b>Bus</b>		Bartoletti	170	Rolfo	196
AEC	206	Battaglino	170	S.A.E.	See Gigant Group
Alexander PSV	206	Benalu	170	SAF	196
Autosan	206	Bertoja	170	Samro	198
Ayats	206	BPW	170	Scammell	198
Bedford	206	Brockhouse	174	Scania	198
Berkhof PSV	206	Calabrese	174	Seddon Atkinson	200
BMC	208	Cardi	174	Sisu	200
Bogdan	208	Carenzi	174	SMB	See Gigant Group
Bova	208	Carrimore	174	Titan	200
Bristol	210	Castera	174	Trabosa	200
Caetano PSV	210	Cazenave	176	Trailor	200
DAF	210	Coder	176	Trenkamp & Gehle	
Den Oudsen	218	Colaert	176		See Gigant Group
Dennis	218	Cometto	176	Viberti	202
Ernst Auwärter	220	Crane Fruehauf	176	Volvo	202
Ford	220	DAF	178	Warsteiner	202
Granning Lynx	220	Discos	178	York Trailers	202
Heuliez	See Irisbus	Dorsey	178	ZF	202
Ikarus	220	Dyson	178	Zorzi	204
Inbus	222	Foden	178		
Irisbus	222	Fox	180	<b>Truck</b>	
Iveco	See Irisbus	Franchin	180	AEC	14
Karosa	See Irisbus	Fromant	180	Astra	14
LAG	234	Fromco	180	ATE Bremsen	14
LAZ	234	Fruehauf/Benalu	180	Avia-Daewoo (Czech)	14
MAN	234	GFA (Gothaer Achsen)	182	AWD	14
MCW	242	Gigant Group	182	Bedford	16
Menarini	244	GKN FAD Axles	184	DAF	18
Mercedes-Benz	244	Gorica	184	Dennis	34
Moseley	250	Granning Lynx	184	ERF	36
Neoplan	250	Hands	184	Foden	44
Optare	256	Highway	184	Ford	46
Pegaso	258	Hoynor	184	Guy	50
Renault Bus	260	Ilasa-Tmm	184	Isuzu	50
Sanos	260	Itas	186	Iveco	50
Scania	260	Kaiser	186	Jelcz	66
Sedon Atkinson	262	Kässbohrer	186	Liaz	66
Setra	262	Kessler	186	MAN	66
Solaris	272	King	188	Mercedes-Benz	92
Sor	274	Knott	188	Nissan	110
Steyr	274	LAG	188	Pegaso	110
Van Hool	274	Lecitrailer	188	Perrot Bremsen (Wabco)	114
Volvo	278	Lohr	188	Renault Trucks	116
		Maduraud	190	Saurer	138
		Meritor	190	Scammell	140
<b>LCV</b>		Merriworth	190	Scania	140
Iveco	2	Multiwheel	192	Seddon Atkinson	144
Mercedes-Benz	6	Murfitt	192	Sisu	See 'Trailer & Axle' Index section
Multicar	10	Nicolas	192	Steyr	148
Nissan	12	Northern	192	Tam	150
Renault	12	Peak	192	Tatra	150
Volkswagen	12	Peitz	192	Volvo	150
		Perlini	192	Yugo	166
<b>Trailer &amp; Axle</b>		Perrot Bremsen (Wabco)	192	ZF	See 'Trailer & Axle' Index section

# TERMS OF BUSINESS



Orders are accepted subject to the standard Conditions of Sale which are available from Federal-Mogul Aftermarket and Federal-Mogul Corporation. Part numbers, vehicle model and engine details change from time to time and although the information contained in the catalogues was, to the best of our knowledge, accurate at the time of compilation and publication, Federal-Mogul cannot accept responsibility for any inaccuracies and subsequent changes to the information provided.

## GESCHÄFTSBEDINGUNGEN



Aufträge werden auf der Grundlage der allgemeinen Verkaufsbedingungen entgegengenommen, die erhältlich sind von: Federal-Mogul Aftermarket und der Federal-Mogul Corporation. Teilenummern, Angaben zum Fahrzeugmodell und Motor ändern sich laufend. Die Informationen in diesem Katalog waren zum Zeitpunkt der Zusammenstellung und Veröffentlichung korrekt. Federal-Mogul ist jedoch nicht verantwortlich für fehlerhafte Angaben und die daraus resultierenden veränderten Informationen.

## CLAUSES COMMERCIALES



Les commandes sont soumises à nos conditions générales de ventes, lesquelles sont disponibles auprès de Federal-Mogul Aftermarket France et Federal-Mogul Corporation. Les références des pièces ou les renseignements concernant les modèles ou les moteurs sont susceptibles de subir des modifications de temps en temps. Et bien que toutes les informations figurant dans ce catalogue proviennent de sources authentiques, et étaient exactes, à notre connaissance, au moment de la publication, Federal-Mogul n'acceptera par conséquent aucune responsabilité dans le cas où ces indications se révéleraient inexactes.

## CONDIZIONI GENERALI DI VENDITA



Ogni ordine è soggetto alle condizioni generali di vendita di Federal-Mogul Aftermarket e Federal-Mogul Corporation. Sebbene le informazioni contenute in questo catalogo siano state verificate, Federal-Mogul non si assume responsabilità per eventuali errori o modifiche successive relativamente alle informazioni fornite.

## TERMOS DE NEGÓCIO



As encomendas são aceites sujeitas às condições normais de venda as quais estão disponíveis da Federal-Mogul Aftermarket e Federal-Mogul Corporation. As referências, modelos de veículos e detalhes de motor podem mudar com o tempo e, embora a informação contida neste catálogo seja, tanto quanto é do nosso conhecimento, precisa na altura da sua compilação e publicação, a Federal-Mogul não pode aceitar qualquer responsabilidade por irregularidades subsequentes à alteração da informação fornecida..

## HANDELSVOORWAARDEN



Bestellingen worden aanvaard volgens onze standaard verkoopvoorwaarden die kunnen worden verkregen bij Federal-Mogul Aftermarket en Federal-Mogul Corporation. Artikelnummers, voertuigmodellen en motorgegevens wijzigen soms. De informatie in de catalogi werd naar best vermogen opgenomen en was accuraat op het ogenblik van de samenstelling en publicatie van deze catalogi. Federal-Mogul kan niet verantwoordelijk worden gesteld voor eventuele onnauwkeurigheden van en latere wijzigingen aan de verstrekte informatie.

## УСЛОВИЯ СОТРУДНИЧЕСТВА



Полученные к обработке и проведению заказы являются предметом стандартных условий продаж, предоставляемых Federal-Mogul Aftermarket и корпорацией Federal-Mogul. Со временем номера изделий, модели автомобилей и конструкции деталей двигателя претерпевают изменения. Несмотря на то, что на момент верстки и публикации каталога, с нашей точки зрения, приведенная в нем информация была верной, Federal-Mogul не берет на себя ответственности за любые выявленные погрешности и последующие изменения предоставленной информации.

## WARUNKI SPRZEDAŻY



Zamówienia są przyjmowane zgodnie ze standardowymi Warunkami Sprzedaży oferowanymi przez Federal-Mogul Aftermarket i Federal-Mogul Corporation. Dane dotyczące modeli pojazdów i silników oraz numery części mogą się zmieniać w czasie i choć informacje zawarte w naszych katalogach zostały umieszczone zgodnie z naszą najlepszą wiedzą i dokładnością w czasie ich zbierania i publikowania, to Federal-Mogul nie może zaakceptować jakiegokolwiek odpowiedzialności wynikającej z nieścisłości czy późniejszych zmian w stosunku do dostarczonych informacji.

# OE HOMOLOGATIONS

OE-FREIGABEN - HOMOLOGATIONS OE - OMOLOGAZIONI OE - HOMOLOGAÇÕES OE - OE HOMOLOGATIES

VEHICLE MANUFACTURER	MAIN APPLICATION	VVA	PART NUMBER	MATERIAL
<b>Astra</b>				
Linings - Trommelbremsbeläge - Garnitures - Ceppi - Calços - Remvoeringen - Тормозные накладки - Okładziny				
410 x 200 mm	BM304, BM305	59234	59 234 19,10 60 1624 8	3652 (1624)
<b>Bova</b>				
Linings - Trommelbremsbeläge - Garnitures - Ceppi - Calços - Remvoeringen - Тормозные накладки - Okładziny				
410 x 220 mm	Bus	19699/19847/19848	19 699 17,55 00 1616 5	1616
<b>DAF</b>				
Pads - Scheibenbremsbeläge - Plaquettes de frein - Pastiglie - Pastilhas - Remblokken - Тормозные колодки - Klocki				
Wabco 456 F-Ö	F-Serie	29017	29 017 23,00 40 3422 4	3422
<b>Dennis Bus</b>				
Linings - Trommelbremsbeläge - Garnitures - Ceppi - Calços - Remvoeringen - Тормозные накладки - Okładziny				
360 x 170 mm	Dart Bus	19225	19 225 14,00 60 1637 4	3663
360 x 170 mm	Dart Bus	19503	19 503 16,00 00 1626 4	3663
<b>IRISBUS</b>				
Pads - Scheibenbremsbeläge - Plaquettes de frein - Pastiglie - Pastilhas - Remblokken - Тормозные колодки - Klocki				
BREMBO bi-Disc 22.5"	IVECO	29075	FCV801	3450
BREMBO bi-Disc 22.5"	IVECO	29186	FCV1614	3450
MERITOR D-LISA	Citelis E3	29090	29 090 28,00 41 4567 4	4567
<b>IVECO</b>				
Linings - Trommelbremsbeläge - Garnitures - Ceppi - Calços - Remvoeringen - Тормозные накладки - Okładziny				
325 x 80 mm	OM series	15732/15733	15 732 07,00 60 1637 3	3653 (1637)
325 x 100 mm	Z-series	17924/17925	17 924 12,50 60 1616 3	3653
325 x 120 mm	Z-series	17635/17636	17 635 12,00 60 1560 3	3653
325 x 140mm	Z-series	17688	17 688 12,00 86 1560 3	3653
360 x 170 mm	EuroCargo	19503	19 503 16,00 60 1637 4	3653 (1637)
360 x 170 mm	M-series	19225 (19918)	19 225 14,00 60 1637 4	3653 (1637)
381 x 177 mm	Twin-wedge brake	19384/19385	19 384 18,15 60 3652 5	3652
410 x 180 mm	EuroTech	19555/19556	19 555 20,40 60 1642 5	3656 (1642)
410 x 180 mm	EuroTech (new version)	19556/19715/19714	19 714 22,20 60 1642 5	3656 (1642)
410 x 200 mm	EuroTech (new version)	19553/19717/19716	19 716 22,20 60 1642 5	3656 (1642)
410 x 220 mm		19712/19755	19 712 18,10 00 1616 6	1616
Pads - Scheibenbremsbeläge - Plaquettes de frein - Pastiglie - Pastilhas - Remblokken - Тормозные колодки - Klocki				
BREMBO 2x68	EuroCargo	29256	29 256 27,00 40 3422 4	3422
BENDIX ADB3700	EuroCargo	29032	29 032 25,00 40 3475 4	3475
BENDIX ADB4300	EuroCargo	29011	29 011 25,00 40 3475 4	3475
KNORR SB/SN6...	EuroCargo	29197	29 197 30,00 41 4550 4	4550
KNORR SB/SN7 Pro Tec S®	EuroTech (disc Ø 430 mm)	29253 (29179)	29 253 30,00 41 4550 4	4550
	Stralis	29253 (29179)	29 253 30,00 41 4550 4	4550
KNORR SB7600	EuroTech (disc Ø 436 mm)	29196	29 196 30,00 41 4550 4	4550
	EuroStar	29196	29 196 30,00 41 4550 4	4550
MERITOR 2x68	Z-Serie	29067	29 067 22,00 40 3475 4	3475
WABCO 456 F-Ö	Z-Serie	29017	29 017 23,00 40 3422 4	3422
WABCO PAN 17	EuroCargo	29088	29 088 26,00 40 4523 4	4523
<b>MAN</b>				
Linings - Trommelbremsbeläge - Garnitures - Ceppi - Calços - Remvoeringen - Тормозные накладки - Okładziny				
325 x 97 mm	G-Seies	15879	15 879 16,50 60 1649 8	3661 (1649)
360 x 143 mm	G-Seies	17017	17 017 16,00 60 1649 8	3661 (1649)
325 x 150 mm	G-Seies	17988	17 988 16,20 60 1649 8	3661 (1649)
360 x 163 mm	M90-Series	19177	19 177 16,00 60 1649 8	3661 (1649)
360 x 183 mm	M90-Series	19708	19 708 16,25 00 1649 5	3661 (1649)
410 x 143 mm	Heavy Class	17238	17 238 17,00 00 1561 8	1561
410 x 163 mm	Heavy Class	19713	19 713 17,00 00 1561 8	1561
410 x 183 mm	Heavy Class	19495	19 495 17,00 00 1561 8	1561
410 x 223 mm	Heavy Class	19496	19 496 17,00 00 1561 8	1561
410 x 163 mm	MAN Bus	19579/19706	19 579 18,00 00 1616 6	1616
410 x 223 mm	MAN Bus	19581/19707	19 581 18,00 00 1616 6	1616
Pads - Scheibenbremsbeläge - Plaquettes de frein - Pastiglie - Pastilhas - Remblokken - Тормозные колодки - Klocki				
KNORR SB/SN5...	TGL	29183/29148	29 183 27,00 41 4550 3	4550
KNORR SB/SN6...	M 2000 / TGM	29197	29 197 30,00 41 4568 4	4568
KNORR SB/SN7...	TGA 7/2003 -> 8/2007	29253 (29179)	29 253 30,00 41 4550 4	4550

VEHICLE MANUFACTURER	MAIN APPLICATION	WVA	PART NUMBER	MATERIAL
	TGX from 9/2007	29253 (29179)	29 253 30,00 41 4550 4	4550
	TGS from 9/2007	29253 (29179)	29 253 30,00 41 4550 4	4550
	Bus up to 80km/h speed max	29179	29 179 30,00 41 4567 4	4567
MERITOR D3/D-ELSA 1	Bus up to 80km/h speed max	29210 (29030)	29 210 28,00 41 4567 4	4567
	Bus up to 100km/h speed max	29210 (29030)	29 210 28,00 41 4568 4	4568
	M2000	29210 (29030)	29 210 28,00 41 4568 4	4568
	TGA	29210 (29030)	29 210 28,00 41 4568 4	4568
MERITOR D-ELSA 2	Bus up to 80km/h speed max	29156 (29131)	29 156 30,00 41 4567 4	4567
	Bus up to 100km/h speed max	29156 (29131)	29 156 30,00 41 4568 4	4568
MERITOR D-ELSA 2	F2000	29156 (29131)	29 156 30,00 41 4568 4	4568
	TGA	29156 (29131)	29 156 30,00 41 4568 4	4568
WABCO 1000V-G	L 2000 till 96	29055	29 055 22,00 40 4551 4	4551
WABCO PAN 17	L 2000 from 97	29088	29 088 26,00 40 4568 4	4568
	M 2000	29088	29 088 26,00 40 4568 4	4568
<b>Mercedes-Benz</b>				
Linings - Trommelbremsbeläge - Garnitures - Ceppi - Calços - Remvoeringen - Тормозные накладки - Okładziny				
230 x 34 mm	T 1-Series	11582/11019/11025	11 019 08,00 60 1561 5	1530
260 x 54 mm	T 1-Series	13020/13532	13 020 08,00 60 1561 3	1530
300 x 87 mm	T 2-Series	15059/15869	15 059 09,30 60 1561 3	1530
308 x 90 mm	LK/LN2-Series	15162	15 162 13,50 00 1561 4	1530
308 x 105mm	LK/LN2-Series	17278	17 278 13,50 00 1561 4	1530
308 x 120 mm	LK/LN2-Series	17280	17 280 13,50 00 1561 4	1530
308x 135 mm	LK/LN2-Series	17287	17 287 13,50 00 1561 4	1530
364 x 130 mm	LK/LN2-Series	17290/17950	17 290 15,40 00 1561 6	1530
300 x 102 mm	O 409 (6 to)	17350/19873	17 350 09,30 60 1561 3	1530
300 x 122 mm	O 409 (7,5 to)	17351/17975	17 351 09,30 60 1561 3	1530
364 x 160 mm	LK/LN2-Series	19506/19844	19 506 15,40 00 1561 6	1530
364 x 200 mm	LK/LN2-Series	19505/19112	19 505 15,80 00 1561 6	1530
367 x 70 mm	Unimog	15748	15 748 08,00 60 1539 4	1539
390 x 70 mm	Unimog	15300	15 300 06,50 60 1539 4	1539
410 x 123 mm	MK Class	17682	17 682 17,00 60 1549 8	1549
410 x 143 mm	SK Class	17238	17 238 17,00 00 1549 8	1549
410 x 163 mm	SK Class	19494	19 494 17,00 00 1549 8	1549
410 x 183 mm	SK Class	19495	19 495 17,00 00 1549 8	1549
410 x 223 mm	SK Class	19496	19 496 17,00 00 1549 8	1549
410 x 163 mm	Bus	19579/19706	19 579 18,00 00 1616 6	1616
410 x 223 mm	Bus	19581/19707	19 581 18,00 00 1616 6	1616
Pads - Scheibenbremsbeläge - Plaquettes de frein - Pastiglie - Pastilhas - Remblokken - Тормозные колодки - Klocki				
KNORR SB/SN5...	Atego I	29183/29148	29 183 27,00 41 4550 3	4550
KNORR SB/SN6...	Atego I	29197	29 197 30,00 41 4550 4	4550
KNORR SB/SN7 Pro Tec S®	Actros	29253 (29179)	29 253 30,00 41 4550 4	4550
	Atego II	29253 (29179)	29 253 30,00 41 4550 4	4550
	Axor	29253 (29179)	29 253 30,00 41 4550 4	4550
	Econic	29253 (29179)	29 253 30,00 41 4550 4	4550
Meritor D3	Bus O 404	29083	29 083 28,00 41 3422 4	3422
	Bus Turismo O 350	29083	29 083 28,00 41 3422 4	3422
<b>NEOPLAN</b>				
Linings - Trommelbremsbeläge - Garnitures - Ceppi - Calços - Remvoeringen - Тормозные накладки - Okładziny				
410 x 160 mm	Bus, all Types	19849/19850	19 849 17,55 00 1616 6	1616
410 x 220 mm	Bus, all Types	19699/19847/19848	19 699 17,55 00 1616 5	1616
410 x 220 mm	Bus, all Types	19712/19755	19 712 18,10 00 1616 6	1616
Pads - Scheibenbremsbeläge - Plaquettes de frein - Pastiglie - Pastilhas - Remblokken - Тормозные колодки - Klocki				
KNORR SB/SN7...	Bus, all Types	29179	29 179 30,00 41 4567 4	4567
<b>Nissan</b>				
Pads - Scheibenbremsbeläge - Plaquettes de frein - Pastiglie - Pastilhas - Remblokken - Тормозные колодки - Klocki				
MERITOR C-LISA	Eco-T	29099	29 099 25,00 41 4572 4	4572
<b>Renault</b>				
Linings - Trommelbremsbeläge - Garnitures - Ceppi - Calços - Remvoeringen - Тормозные накладки - Okładziny				
360 x 170 mm	Midliner/ M - S Series	19255/19259	19 255 17,50 60 1627 3	928 (1627)
414 x 125 mm	Berliet	17747/17748	17 747 12,50 60 1560 3	928

# OE HOMOLOGATIONS

OE-FREIGABEN - HOMOLOGATIONS OE - OMOLOGAZIONI OE - HOMOLOGAÇÕES OE - OE HOMOLOGATIES

VEHICLE MANUFACTURER	MAIN APPLICATION	WVA	PART NUMBER	MATERIAL
414 x 150 mm	Magnum/ Major/ Manager/ Midliner	19934	19 934 18,50 60 1627 8	928 (1627)
414 x 150 mm	Berliet	19049/19199	19 049 13,50 60 1560 3	928
414 x 150 mm	Major (R-Series)/Manager (G-Series)	19919	19 919 13,00 60 1627 4	928 (1627)
414 x 175 mm	Magnum/ Major/ Manager/ Midliner	19935	19 935 18,50 60 1627 8	928 (1627)
<b>Pads - Scheibenbremsbeläge - Plaquettes de frein - Pastiglie - Pastilhas - Remblokken - Тормозные колодки - Klocki</b>				
MERITOR 2x68 B	Midliner	29067	29 067 22,00 40 3475 4	3475
MERITOR D3/D-ELSA 1	Magnum/Premium	29210 (29030)	29 210 28,00 41 4572 4	4572
MERITOR D- ELSA 2	Magnum/Premium	29156 (29131)	29 156 30,00 41 4572 4	4572
MERITOR D- LISA	Magnum/Premium	29090	29 090 28,00 41 4572 4	4572
<b>Scania</b>				
<b>Linings - Trommelbremsbeläge - Garnitures - Ceppi - Calços - Remvoeringen - Тормозные накладки - Okładziny</b>				
413 x 178 mm		19931	19 931 19,00 00 1637 4	932
413 x 178 mm		19075	19 075 19,00 00 1560 8	932
413 x 203 mm		19932	19 932 19,00 00 1637 4	932
413 x 254 mm		19933	19 933 19,00 00 1637 4	932
413 x 254 mm		19647	19 647 19,00 60 1560 8	932
<b>SETRA</b>				
<b>Linings - Trommelbremsbeläge - Garnitures - Ceppi - Calços - Remvoeringen - Тормозные накладки - Okładziny</b>				
410 x 140 mm	Series 200 / 300	17742/17743	17 742 16,00 00 1616 6	1616
410 x 160 mm	Series 200 / 300	19849/19850	19 849 17,55 00 1616 6	1616
410 x 160 mm	Series 200 / 300	19634/19635	19 634 15,90 00 1616 6	1616
410 x 180 mm	Series 200 / 300	19558/19559	19 558 16,00 60 1616 6	1616
410 x 180 mm	Series 200 / 300	19084/19085/19856	19 084 17,50 00 1616 5	1616
410 x 220 mm	Series 200 / 300	19699/19847/19848	19 699 17,55 00 1616 5	1616
410 x 220 mm	Series 200 / 300	19712/19755	19 712 18,10 00 1616 6	1616
<b>Pads - Scheibenbremsbeläge - Plaquettes de frein - Pastiglie - Pastilhas - Remblokken - Тормозные колодки - Klocki</b>				
MERITOR D3/D-ELSA 1	Bus Serie 300	29210 (29030)	29 210 28,00 41 4550 4	4550
<b>SOLARIS</b>				
<b>Pads - Scheibenbremsbeläge - Plaquettes de frein - Pastiglie - Pastilhas - Remblokken - Тормозные колодки - Klocki</b>				
Knorr SB/SN7...	Urbino10-12-15-18	29179	29 179 30,00 41 4567 4	4567
<b>Steyr</b>				
<b>Linings - Trommelbremsbeläge - Garnitures - Ceppi - Calços - Remvoeringen - Тормозные накладки - Okładziny</b>				
400 x 100 mm	Middle Class	17212	17 212 10,00 60 1560 4	1541
405 x 140 mm	Middle Class	17847	17 847 12,50 60 1541 4	1541
405 x 120 mm	Middle Class	17251	17 251 12,50 60 1560 4	1549
410 x 180 mm	Heavy Class	19495	19 495 17,00 00 1549 8	1549
<b>Tatra</b>				
<b>Linings - Trommelbremsbeläge - Garnitures - Ceppi - Calços - Remvoeringen - Тормозные накладки - Okładziny</b>				
420 x 160 mm		19648	19 648 16,00 00 1549 8	1549
<b>van Hool</b>				
<b>Linings - Trommelbremsbeläge - Garnitures - Ceppi - Calços - Remvoeringen - Тормозные накладки - Okładziny</b>				
410 x 180 mm	A300	19946/19947	19 946 18,20 00 1616 6	1616
410 x 220 mm	AG300	19699/19847/19848	19 699 17,55 00 1616 5	1616
<b>Volvo</b>				
<b>Linings - Trommelbremsbeläge - Garnitures - Ceppi - Calços - Remvoeringen - Тормозные накладки - Okładziny</b>				
394 x 177 mm	S-cam Brake	19467/19468	19 467 19,00 60 1627 6	932
394 x 203 mm	S-cam Brake	19562/19563	19 562 19,00 00 1560 6	932
394 x 254 mm	S-cam Brake (Bus B10 - B12)	19799/19800	19 799 19,00 60 1627 6	932
410 x 125 mm	Z-cam Brake	17992	17 992 18,30 60 1627 8	929 (1627)
410 x 150 mm	Z-cam Brake	19941	19 941 18,30 60 1627 8	929 (1627)
410 x 175 mm	Z-cam Brake	19090	19 090 18,30 00 1627 8	929 (1627)
410 x 200 mm	Z-cam Brake	19071	19 071 18,30 00 1627 8	929 (1627)
410 x 225 mm	Z-cam Brake	19068	19 068 18,30 00 1627 8	929 (1627)
414 x 152 mm	S-cam Brake	19560/19561	19 560 19,00 00 1560 6	932
<b>Pads - Scheibenbremsbeläge - Plaquettes de frein - Pastiglie - Pastilhas - Remblokken - Тормозные колодки - Klocki</b>				
MERITOR 2x68	FL4, FL6 Serie	29039	29 039 22,00 40 3422 4	3422
MERITOR D Duco	CityBus	29125	29 125 29,00 41 4567 4	4567
MERITOR D Lisa	CityBus	29090	29 090 28,00 41 4567 4	4567
MERITOR Elsa 225-3	CityBus	29218	29 218 29,00 41 4567 4	4567



AXLE MANUFACTURER	MAIN APPLICATION	WVA	PART NUMBER	MATERIAL
<b>ADR / FAD</b>				
Linings - Trommelbremsbeläge - Garnitures - Ceppi - Calços - Remvoeringen - Тормозные накладки - Okładziny				
300 x 135		57248	57 248 11,00 00 1561 4	1561
300 x 135		57250	57 250 11,00 00 1561 4	1561
300 x 100		57251	57 251 11,00 00 1561 4	1561
300 x 150		59338	59 338 11,00 00 1561 4	1561
300 x 160		59335	59 335 11,00 66 1561 4	1561
400 x 120		17016	17 016 11,00 00 1561 8	1561
<b>BPW</b>				
Linings - Trommelbremsbeläge - Garnitures - Ceppi - Calços - Remvoeringen - Тормозные накладки - Okładziny				
250 x 40 mm		11284	11 284 05,00 60 1548 4	1548
300 x 150 mm (SN 3015)		19573	19 573 18,00 00 1517 8	1517
300 x 200 mm (SN 3020)		19574	19 574 18,00 00 1517 8	1517
310 x 80 mm		55173	55 173 08,00 60 1517 4	1517
360 x 160 mm (SN 3616)		19952/19953	19 952 17,80 00 1517 6	1517
360 x 200 mm (SN 3620)		19902/19903	19 902 17,80 00 1517 6	1517
400 x 80 mm		15247	15 247 08,00 60 1548 4	1535
400 x 120 mm		17016	17 016 08,00 00 1517 8	1517
420 x 120 mm (SN 4212)		17377	17 377 18,00 00 1517 8	1517
420 x 160 mm (SN 4216)		19200	19 200 17,80 00 1517 8	1517
420 x 180 mm (SN 4218)		19032	19 032 17,80 00 1517 8	1517
420 x 200 mm (SN 4220)		19094	19 094 17,80 00 1517 8	1517
420 x 220 mm (SN 4222)		19825	19 825 18,00 00 1517 8	1517
Pads - Scheibenbremsbeläge - Plaquettes de frein - Pastiglie - Pastilhas - Remblokken - Тормозные колодки - Klocki				
SN5		29183/29148	29 183 27,00 41 4550 3	4550
<b>DISCOS</b>				
Pads - Scheibenbremsbeläge - Plaquettes de frein - Pastiglie - Pastilhas - Remblokken - Тормозные колодки - Klocki				
KNORR SB/SN6...		29197	29 197 30,00 41 4550 4	4550
KNORR SB/SN7 Pro Tec S®		29253 (29179)	29 253 30,00 41 4550 4	4550
KNORR SK7		29158	29 158 30,00 41 4550 4	4550
<b>Fruehauf/Benalu</b>				
Linings - Trommelbremsbeläge - Garnitures - Ceppi - Calços - Remvoeringen - Тормозные накладки - Okładziny				
311 x 203 mm		19608/19609	19 608 18,40 00 1561 6	1561
419 x 178 mm		19613/19614	19 613 19,20 70 1561 6	1561
419 x 203 mm		19557/19606	19 557 18,60 70 1561 6	1561
<b>GIGANT</b>				
Linings - Trommelbremsbeläge - Garnitures - Ceppi - Calços - Remvoeringen - Тормозные накладки - Okładziny				
300 x 100 mm	SAE	17347	17 347 17,00 00 1561 8	1561
300 x 200 mm	SAE	19574	19 574 17,00 00 1517 8	1561
305 x 200 mm	SAE	19762/19763	19 762 15,90 00 1541 6	1541
305 x 80 mm	SAE	15799	15 799 11,50 66 1541 8	1541
305 x 125 mm	SAE	17897/17898	17 897 15,80 00 1541 6	1541
305 x 150 mm	SAE	19760/19761	19 760 15,90 00 1541 6	1541
305 x 200 mm	SAE	19762/19763	19 762 15,90 00 1541 6	1541
355 x 150 mm	SAE	19912/19913	19 912 18,00 80 1541 6	1541
355 x 200 mm	SAE	19892/19893	19 892 18,00 00 1541 6	1541
360 x 200 mm	SAE	19902/19903	19 902 17,80 00 1517 6	1561
420 x 160 mm	SAE	19200	19 200 17,80 00 1517 8	1541
311 x 203 mm	S.M.B.	19608/19609	19 608 18,40 00 1561 6	928
419 x 178 mm	S.M.B.	19613/1914	19 613 19,20 70 1627 6	929 (1627)
419 x 203 mm	S.M.B.	19557/19606	19 557 18,60 70 1627 6	929 (1627)
Pads - Scheibenbremsbeläge - Plaquettes de frein - Pastiglie - Pastilhas - Remblokken - Тормозные колодки - Klocki				
HALDEX DB19	SMB	29207	29 207 30,00 41 4581 4	4581
HALDEX DB22 LT	SAE,SMB	29195	29 195 30,00 41 4581 4	4581
HALDEX DB22	SAE,SMB	29120	29 120 30,00 41 4550 4	4550
HALDEX DB22	SMB	29143	29 143 30,00 41 4550 4	4550
KNORR SB/SN5	SAE	29183/29148	29 183 27,00 41 4550 3	4550
KNORR SB/SN6	SAE	29197	29 197 30,00 41 4569 4	4569
KNORR SB/SN6	SMB	29197	29 197 30,00 41 4569 4	4550
KNORR SB/SN7	SAE	29253 (29179)	29 253 30,00 41 4569 4	4569
<b>GFA Gothaer Achsen</b>				
Linings - Trommelbremsbeläge - Garnitures - Ceppi - Calços - Remvoeringen - Тормозные накладки - Okładziny				
300 x 80 mm		15077	15 077 16,00 00 1541 8	1541
300 x 100 mm		17347	17 347 17,00 00 1561 8	1541
420 x 120 mm		17377	17 377 18,00 00 1517 8	1541
420 x 180 mm		19032	19 032 17,80 00 1541 8	1541
<b>Hendrickson</b>				
Linings - Trommelbremsbeläge - Garnitures - Ceppi - Calços - Remvoeringen - Тормозные накладки - Okładziny				
311 x 178 mm		19783/19784	19 783 14,60 60 1621 6	3658(1621)
335 x 150 mm		17362	17 362 14,50 60 1686 8	3658(1686)
335 x 210 mm		19700	19 700 14,50 60 1647 8	3658(1647)
419 x 178 mm		19036/19037	19 036 18,60 90 1560 6	3658
419 x 219 mm		19369/19370	19 369 18,70 80 1560 6	3658

# OE HOMOLOGATIONS

OE-FREIGABEN - HOMOLOGATIONS OE - OMOLOGAZIONI OE - HOMOLOGAÇÕES OE - OE HOMOLOGATIES



AXLE MANUFACTURER	MAIN APPLICATION	WVA	PART NUMBER	MATERIAL
<b>Kässbohrer</b>				
Linings - Trommelbremsbeläge - Garnitures - Ceppi - Calços - Remvoeringen - Тормозные накладки - Okładziny				
300 x 200 mm		19568	19 568 18,00 00 1517 8	1517
400 x 150 mm		19168/19169	19 168 19,40 00 1517 6	1517
400 x 200 mm		19166/19167	19 166 19,80 00 1517 6	1517
<b>Kessler Achsen</b>				
Linings - Trommelbremsbeläge - Garnitures - Ceppi - Calços - Remvoeringen - Тормозные накладки - Okładziny				
410 x 180 mm	old Version	19723	19 723 18,20 00 1549 8	1549
	new Version	19113	19 113 18,20 00 1549 8	1549
500 x 120 mm	old Version	17237	17 237 17,80 00 1549 8	1549
	new Version	17374	17 374 17,80 00 1549 8	1549
500 x 160 mm	old Version	19687	19 687 17,80 00 1549 8	1549
	new Version	19042	19 042 17,80 00 1549 8	1549
500 x 180 mm	old Version	19690	19 690 17,80 00 1549 8	1549
	new Version	19041	19 041 17,80 00 1549 8	1549
<b>Raba</b>				
Linings - Trommelbremsbeläge - Garnitures - Ceppi - Calços - Remvoeringen - Тормозные накладки - Okładziny				
420 x 180 mm		19722/19727	19 722 21,40 00 1561 6	1561
<b>ROR</b>				
Linings - Trommelbremsbeläge - Garnitures - Ceppi - Calços - Remvoeringen - Тормозные накладки - Okładziny				
325 x 97 mm		15879	15 879 16,50 60 1649 8	3661 (1649)
325 x 150 mm		17988	17 988 16,20 60 1649 8	3661 (1649)
360 x 143 mm		17017	17 017 16,00 60 1649 8	3661 (1649)
360 x 170 mm		19503	19 503 16,00 60 1637 4	3653 (1637)
360 x 183 mm		19708	19 708 16,25 00 1649 5	3661 (1649)
381 x 178 mm		19384/19385	19 384 18,15 60 3652 5	3652
410 x 175 mm		19090	19 090 18,30 00 1627 8	932
410 x 180 mm		19556/19714/19715	19 714 22,20 60 1642 5	3656 (1642)
410 x 200 mm		59234	59 234 19,10 60 1624 8	3652 (1624)
410 x 200 mm		19553/19716/19717	19 716 22,20 60 1642 5	3656 (1642)
410 x 200 mm		19071	19 071 18,30 00 1627 8	929 (1627)
410 x 255 mm		19068	19 068 18,30 00 1627 8	929 (1627)
Pads - Scheibenbremsbeläge - Plaquettes de frein - Pastiglie - Pastilhas - Remblokken - Тормозные колодки - Klocki				
MERITOR DX195		29155	29 155 27,00 41 4550 4	4550
MERITOR ELSA 195		29169	29 169 30,00 41 4562 4	4562
MERITOR D-ELSA2		29156 (29131)	29 156 30,00 41 4572 4	4572
<b>SAF</b>				
Linings - Trommelbremsbeläge - Garnitures - Ceppi - Calços - Remvoeringen - Тормозные накладки - Okładziny				
300 x 80 mm		15077	15 077 16,00 00 1541 8	1541
300 x 150 mm (SN)		19517/19518	19 517 15,70 00 1541 6	1541
300 x 200 mm (SN)		19515/19516	19 515 15,70 00 1541 6	1541
355 x 155 mm (SN)		19912/19913	19 912 18,00 00 1541 6	1541
355 x 200 mm (SN)		19892/19893	19 892 18,00 00 1541 6	1541
367 x 180 mm (SNK)		19479/19480	19 479 20,60 00 1541 6	1561
367 x 200 mm (SNK)		19490/19491	19 490 20,60 00 1541 6	1561
400 x 80 mm		15751	15 751 12,40 60 1517 8	1517
420 x 120 mm		17399	17 399 18,00 00 1517 8	1541
420 x 180 mm (SNF)		19032	19 032 17,80 00 1541 8	1541
420 x 180 mm (SNK)		19283/19284	19 283 20,60 00 1541 6	1541
420 x 200 mm (SNF)		19094	19 094 17,80 00 1541 8	1541
420 x 200 mm (SNK)		19477/19478	19 477 20,60 00 1541 6	1541
Pads - Scheibenbremsbeläge - Plaquettes de frein - Pastiglie - Pastilhas - Remblokken - Тормозные колодки - Klocki				
KNORR SB/SN6...		29197	29 197 30,00 4569 4	4569
KNORR SB/SN7...		29253 (29179)	29 253 30,00 4569 4	4569
<b>S.A.E</b>				
see GIGANT				
<b>SCHMITZ CARGOBULL</b>				
Pads - Scheibenbremsbeläge - Plaquettes de frein - Pastiglie - Pastilhas - Remblokken - Тормозные колодки - Klocki				
KNORR SB/SN7		29253 (29179)	29 253 30,00 41 4569 4	4569
<b>SISU Axles</b>				
Linings - Trommelbremsbeläge - Garnitures - Ceppi - Calços - Remvoeringen - Тормозные накладки - Okładziny				
410 x 150 mm		19144/19145	19 144 19,80 00 1561 6	1561
410 x 180 mm		19146/19147	19 146 19,80 00 1561 6	1561
410 x 210 mm		19217/19218	19 217 19,80 00 1561 6	1561
<b>SMB</b>				
see GIGANT				
<b>Trailor</b>				
Linings - Trommelbremsbeläge - Garnitures - Ceppi - Calços - Remvoeringen - Тормозные накладки - Okładziny				
300 x 150 mm		19517/19518	19 517 15,70 00 1541 6	1541
355 x 150 mm		19912/19913	19 912 18,00 80 1541 6	1541
419 x 203 mm		19365/19366	19 365 18,70 80 1541 6	1541

AXLE MANUFACTURER	MAIN APPLICATION	WVA	PART NUMBER	MATERIAL
<b>Wabco</b>				
Linings - Trommelbremsbeläge - Garnitures - Ceppi - Calços - Remvoeringen - Тормозные накладки - Okładziny				
325 x 97 mm		15817/15823	15 817 12,10 60 1560 3	3652
325 x 147 mm		17900/17901	17 900 12,10 60 1549 3	3652
360 x 170 mm		19503	19 503 16,00 60 1637 4	3653 (1637)
410 x 180 mm		19084/19085/19856	19 084 17,50 00 1616 5	1616
410 x 200 mm		19699/19847/19848	19 699 17,55 00 1616 5	1616
410 x 220 mm		19712/19755	19 712 18,10 00 1616 6	1616
500 x 120 mm		17374	17 374 17,80 00 1549 8	1549
500 x 160 mm		19042	19 042 17,80 00 1549 8	1549
500 x 180 mm		19041	19 041 17,80 00 1549 8	1549
<b>York</b>				
Linings - Trommelbremsbeläge - Garnitures - Ceppi - Calços - Remvoeringen - Тормозные накладки - Okładziny				
311 x 178 mm		19783/19784	19 783 14,60 60 1621 6	3658 (1621)
<b>ZF</b>				
Linings - Trommelbremsbeläge - Garnitures - Ceppi - Calços - Remvoeringen - Тормозные накладки - Okładziny				
410 x 160 mm	All buses with-axles	19849/19850	19 849 17,55 00 1616 6	1616
410 x 220 mm	Perrot-drum brakes	19699/19847/19848	19 699 17,55 00 1616 5	1616
410 x 220 mm		19712/19755	19 712 18,10 00 1616 6	1616

BRAKE MANUFACTURER	MAIN APPLICATION	WVA	PART NUMBER	MATERIAL
<b>Brembo</b>				
Disc 19,5"	RVI Bus R312	29072	FCV624	3538
Disc 22,5"	Irisbus 370	29075	FCV801	3450
Disc 22,5"	Irisbus 491	29186	FCV1614	3450
<b>Meritor</b>				
2x68	Volvo	29039	29 039 22,00 40 3422 4	3422
2x68	Iveco, RVI	29067	29 067 22,00 40 3475 4	3475
C-Lisa	Nissan	29099	29 099 25,00 41 4572 4	4572
D3	Mercedes Benz	29083	29 083 28,00 41 3422 4	3422
D3	Setra	29210 (29030)	29 210 28,00 41 4550 4	4550
D3 / Elsa1	MAN Bus up to 80km/h speed max	29210 (29030)	29 210 28,00 41 4567 4	4567
D3 / Elsa1	MAN, MAN Bus up to 100km/h speed max	29210 (29030)	29 210 28,00 41 4568 4	4568
D3 / Elsa1	RVI	29210 (29030)	29 210 28,00 41 4572 4	4572
D-Duco	Volvo Bus	29125	29 125 29,00 41 4567 4	4567
D-Elsa2	MAN Bus up to 80km/h speed max	29156 (29131)	29 156 30,00 41 4567 4	4567
D-Elsa2	MAN, MAN Bus up to 100km/h speed max	29156 (29131)	29 156 30,00 41 4568 4	4568
D-Elsa2	RVI, ROR	29156 (29131)	29 156 30,00 41 4572 4	4572
D-Lisa	Irisbus, Volvo Bus	29090	29 090 28,00 41 4567 4	4567
D-Lisa	Dennis, RVI	29090	29 090 28,00 41 4572 4	4572
DX 195	ROR, Volvo	29155	29 155 27,00 41 4550 4	4550
DX225	Special vehicles	29180	29 180 29,00 41 4562 4	4562
Elsa 195	ROR	29169	29 169 30,00 41 4562 4	4562
Elsa 225-3	Volvo Bus	29218	29 218 29,00 41 4567 4	4567
<b>Haldex</b>				
DB19	Gigant	29207	29 207 30,00 41 4581 4	4581
DB22LT	Gigant, S.A.E., SMB	29195	29 195 30,00 41 4581 4	4581
DB22	Gigant Typ MK IV, MK V	29120	29 120 30,00 41 4550 4	4550
DB22	Gigant Typ MK II, MK III	29143	29 143 30,00 41 4550 4	4550
<b>KNORR Bremse</b>				
ADB 3700	Iveco	29032	29 032 25,00 40 3475 4	3475
ADB 4300	Iveco	29011	29 011 25,00 40 3475 4	3475
SB 7600	Iveco	29196	29 196 30,00 41 4550 4	4550
SB/SN5	MAN, Mercedes Benz, BPW, SAE	29183/29148	29 183 27,00 41 4550 3	4550
SB/SN6	Iveco, Mercedes Benz, Discos, SMB	29197	29 197 30,00 41 4550 4	4550
SB/SN6	MAN	29197	29 197 30,00 41 4568 4	4568
SB/SN6	SAE, SAF	29197	29 197 30,00 41 4569 4	4569
SB/SN7 Pro Tec S®	Iveco, MAN, Mercedes Benz, Discos, SMB	29253 (29179)	29 253 30,00 41 4550 4	4550
SB/SN7	MAN Bus up to 80km/h speed max, Neoplan	29179	29 179 30,00 41 4567 4	4567
SB/SN7 Pro Tec S®	SAE, SAF, Schmitz	29253 (29179)	29 253 30,00 41 4569 4	4569
SK7	Discos	29158	29 158 30,00 41 4550 4	4550
<b>WABCO</b>				
456 F-Ö	DAF, Iveco	29017	29 017 23,00 40 3422 4	3422
1000 V-G	MAN	29055	29 055 22,00 40 4551 4	4551
1600 V-G	Iveco	29077	29 077 27,00 40 1721 3	3475 (1721)
PAN 17	Iveco	29088	29 088 26,00 40 4523 4	4523
PAN 17	MAN	29088	29 088 26,00 40 4568 4	4568
PAN 19-1	Trailer	29159	29 159 30,00 40 4569 4	4569
PAN 22-1	Trailer	29162	29 162 31,00 40 4569 4	4569

# RECOMMENDED FRICTION MATERIALS

EMPFOHLENES REIBMATERIAL (MATERIALMISCHUNG) - MATÉRIAUX DE FRICTION RECOMMANDÉS

Brake System Manufacturer	Caliper	WVA reference	Friction Material	OE/OES Approved Material	 (Part Number)	 (Part Number)
<b>HALDEX</b>	DB19	29207	4581		29 207 30,00 41 4	
	DB19	29207	4581	YES		29 207 30,00 41 4
	DB22	29120	4550	YES		29 120 30,00 41 4
	DB22	29143	4550	YES		29 143 30,00 41 4
	DB22LT	29195	4581	YES		29 195 30,00 41 4
<b>KNORR-BREMSE</b>	SB/SN5	29183 (ex 29115)	4550	YES	29 183 27,00 41 3	
	SB/SN5	29183 (ex 29115)	4550	YES		29 183 27,00 41 3
	SB/SN6	29197 (ex 29094)	4550	YES	29 197 30,00 41 4	
	SB/SN6	29197 (ex 29094)	4550	YES		29 197 30,00 41 4
	SB/SN6	29197 (ex 29094)	4569	YES		29 197 30,00 41 4
	SB/SN6	29197 (ex 29094)	4568	YES	29 197 30,00 41 4	
	SB3745T (SN6)	29165	4575			29 165 30,00 41 4 / 29 165 30,00 42 4
	SB/SN7	29253 (ex 29179)	4550	YES	29 253 30,00 41 4*	
	SB/SN7	29179 (ex 29061)	7083		29 179 30,00 41 4	
	SB/SN7	29253 (ex 29179)	4550	YES		29 253 30,00 41 4*
	SB/SN7	29253 (ex 29179)	4550			
	SB/SN7	29253 (ex 29179)	4569			29 253 30,00 41 4*
	SB/SN7	29179 (ex 29061)	4567	YES		
	SB/SN7	29253 (ex 29179)	4567		29 253 30,00 41 4*	
	SB4345T (SN7)	29167	4575			29 167 30,00 41 4 / 29 167 30,00 42 4
	SK7000	29158	4550	YES		29 158 30,00 41 4
	SB4309T (SK7)	29171	4575			29 171 30,00 41 4 / 29 171 30,00 42 4
	SB7600	29196 (ex 29105)	4550	YES	29 196 30,00 41 4	
<b>MERITOR</b>	C-DUCO	29137	4562		29 137 29,00 41 4	
	C-LISA	29099	4572	YES	29 099 25,00 41 4	
	D-LISA	29090	4572	YES	29 090 28,00 41 4	
	D-LISA	29090	4567	YES		
	D3/D-ELSA1	29210 (ex 29030)	4572	YES	29 210 28,00 41 4	
	D3/D-ELSA1	29210 (ex 29030)	4568	YES	29 210 28,00 41 4	
	D3/D-ELSA1	29210 (ex 29030)	4568	YES		
	D3/D-ELSA1	29210 (ex 29030)	4567	YES		
	D3/D-ELSA1	29210 (ex 29030)	4550	YES		
	D3/D-ELSA1	29083	3422	YES		
	D-ELSA2	29156 (ex 29131)	4572	YES	29 156 30,00 41 4	
	D-ELSA2	29156 (ex 29131)	4572	YES		29 156 30,00 41 4
	D-ELSA2	29156 (ex 29131)	4568	YES	29 156 30,00 41 4	
	D-ELSA2	29156 (ex 29131)	4568	YES		
	D-ELSA2	29156 (ex 29131)	4567	YES		
	D-DUCO	29125	4562		29 125 29,00 41 4	
	D-DUCO	29125	4562			29 125 29,00 41 4
	D-DUCO	29125	4567	YES		
	DLE-DUCO	29151	4550		29 151 29,00 41 4	
	DX195	29155 (ex 29124)	4550	YES		29 155 27,00 41 4
	DX225	29150	4567			
	ELSA195	29169	4562	YES		29 169 30,00 41 4
	ELSA225-1	29203	4567		29 203 29,00 41 4	
ELSA225-3	29218	4567		29 218 29,00 41 4		
ELSA225-3	29218	4567	YES			
EX225H2	29187	4567				
VGT195	29177	4572		29 177 29,00 41 4		
<b>WABCO</b>	PAN17	29088/29144	4568	YES	29 088 26,00 40 4	
	PAN17	29088	1723		29 088 26,00 40 4	
	PAN17	29088	4523	YES	29 088 26,00 40 4	
	PAN19-1	29159	4568		29 159 30,00 40 4	
	PAN19-1	29159	4569	YES		29 159 30,00 40 4
	PAN19-1	29159	4567			
	PAN19-2	29141/29142	4572		29 142 30,00 40 4	
	PAN22	29154	4550			29 154 30,00 40 4
	PAN22-1	29162	4569	YES		29 162 31,00 40 4



(Part Number)	Typical applications	Comments
	RENAULT Trucks/VOLVO	
	GIGANT	
	FRUEHAUF/GIGANT/SAF	MKII, MKIII
	FRUEHAUF/GIGANT/SAF	MKIV, MODUL-X
	GIGANT	
	MAN TGL, MB Atego	
	BPW, SAE	
	IVECO Eurocargo, MB Atego	
	DISCOS, SMB	
	BPW > 04/2003, GRANNING LYNX, SAE, SAF	
	MAN M2000, MAN TGM	
	BPW 05/2003 > disc Ø 370mm	Tangentially mounted / mit Belagschlüssel
	IVECO Eurocargo, EuroStar, EuroTech, Stralis, MB Actros, MAN TGA, TGS, TGX	* Pro Tec S® version
	SCANIA	Kit includes threaded forks
	DISCOS, SMB	* Pro Tec S® version
29 253 30,00 41 4*	MAN COACHES	* Pro Tec S® version
	BPW > 04/2003, GRANNING LYNX, SAE, SAF, SCHMITZ	* Pro Tec S® version
29 179 30,00 41 4	IVECO My Way, MAN Bus > 80km/h, MB Citaro, MB Integro, Neoplan All Mods	
	DAF XF Series	* Pro Tec S® version / HD option 29 179 30,00 41 4576 4
	BPW 05/2003 > disc Ø 430mm	Tangentially mounted / mit Belagschlüssel
	DISCOS, SAF	
	BPW	Tangentially mounted / mit Belagschlüssel
	IVECO Eurocargo, EuroTech, EuroStar, EuroTrakker	Replace 29 105 30,00 40 4
	VOLVO FL Series	
	NISSAN	
	DENNIS, RVI Magnum, Premium	
29 090 28,00 41 4	VOLVO BUS, IRISBUS	
	RENAULT Trucks Manager, Premium, Magnum	
	MAN F2000, M2000, F90, TGA	Oversize pad 29 053 30,00 41 4
29 210 28,00 41 4	MAN BUS > 100 km/h	Oversize pad 29 053 30,00 41 4
29 210 28,00 41 4	MAN BUS > 80 km/h, DENNIS, KAROSA, IRISBUS (RVI)	Oversize pad 29 053 30,00 41 4
29 210 28,00 41 4	SETRA BUS	Oversize pad 29 053 30,00 41 4
29 083 28,00 41 4	MB 0404, MB Turismo	Oversize pad 29 084 30,00 41 4
	RENAULT Trucks Premium, Magnum	
	ROR	
	ERF ECS/ECX, MAN TGA	
29 156 30,00 41 4	MAN BUS > 100 km/h	
29 156 30,00 41 4	MAN BUS > 80 km/h, KAROSA, IRISBUS (RVI)	
	VOLVO FH Series, FL 618	
	ROR	
29 125 29,00 41 4	VOLVO BUS	
	VOLVO	Lift Axle
	ROR 19.5" & 22.5"	Replace 29 124 27,40 41 4
29 150 30,00 41 4	IVECO CityClass, MENARINI	
	ROR 19.5" & 22.5" 2003 >	
	VOLVO Trucks FL Series (05/06 >) / RENAULT Trucks New Midlum Series 05/06 >	Replace/ersetzt 29 203 29,00 41 4572 4
	VOLVO new FM, FH, FE Series, RENAULT Trucks new Magnum Dxi and Premium	Replace /ersetzt 29 218 29,00 41 4572 4
29 218 29,00 41 4	VOLVO BUS	Replace/ersetzt 29 219 29,00 41 4572 4
29 187 29,00 41 4	OPTARE TEMPO 2006 >	
	RENAULT Magnum, Premium / VOLVO FH	Lift Axle
	MAN	
	DAF, RENAULT TRUCKS	
	IVECO	
	DAF	
	SAF, SMB	
29 159 30,00 40 4	DENNIS BUS, SOR BUS	
	DAF, RENAULT TRUCKS	
	SMB	
	SMB, SAF	

# GLOSSARY

GLOSSAR - GLOSSAIRE - GLOSSARIO - GLOSSÁRIO - WOORDENLIJST - ТЕРМИНОЛОГИЯ - SŁOWNIK

			
2 piston caliper 45mm dia.	2-Kolben-Bremssattel 45 mm Durchmesser	Etrier 2 pistons diam. 45	Pinza con 2 pistoni diam. 45mm
2 pistons	2-Kolben	2 pistons	2 pistoni
2WD Van/Wagon	2-Rad-Antrieb / Lieferwagen	2 roues motrices	2 ruote motrici Van/Wagon
3 axle model	3-Achs-Modelle	Modèle 3 essieux	modelli con 3 assali
3. axle	3. Achse	3ème essieu	3° assale
3rd axle fitted to	3. Achse ausgerüstet mit	3ème essieu équipé de	3° assale equipaggiato con
4 pistons	4-Kolben	4 pistons	4 pistoni
4 wheel trailer for BPW axle	4-Rad-Anhänger mit BPW-Achse	Remorque 4 roues avec essieu BPW	rimorchio con assale BPW
4x4 and tipper	4x4 und Kipper	4x4 & benne	4x4 e ribaltabile
ABS disc	Bremsscheibe für ABS	Disque ABS	Disco ABS
ABS disc	scheibe für ABS	Disque ABS	Disco ABS
Air brake	Druckluftbremse	Frein pneumatique	Freno pneumatico
Air suspension	Luftfederung	Suspension pneumatique	Sospensione pneumatica
Air/hydraulic system	Druckluft-/Hydraulik-System	Système pneumatique/hydraulique	Sistema pneumatico/idraulico
All types	alle Typen	Tous types	Tutti i tipi
And tipper	und Kipper	et bennes	E ribaltabile
Articulated bus	Gelenkbus	bus articulé	Bus Articolato
ate system	ATE-system	système ate	impianto ate
Auto Adj	automatische Nachstellung	Ajustement automatique	Autoregolatore
Auxiliary axle	Zusatzachse	Essieu auxiliaire	Assale ausiliario
Axial actuation	Axialantrieb	Mouvement axial	Movimento assiale
Axle	Achse	Essieu	Assale
Axle load	Achslast	Charge par essieu	Carico per assale
Axle models	Achsmodelle	Modèle d'essieu	Modelli assale
Axle trailers	Anhängerachsen	Essieu pour remorque	Assale per rimorchi
Axles with disc brakes	Achsen mit Scheibenbremsen	Essieux avec frein à disques	Assale con disco freno
Boogie axle	Boogie-Achse	essieu	assale
Brake	Bremse	Frein	Freno
Brake pads	Scheibenbremsbeläge	Plaquettes de frein	Pastiglie freno
Build	Bauart	Construit	Costruito
Cast iron brake shoes	Guß-Bremsbacke	Machôires fonte	Ganasce freno in ghisa
ch. (Chassis)	Chassis/Fahrgestell	Châssis	Telaio
Conical drilling	konische Bohrung	Percage conique	Foratura conica
Coupling flange	Verbindungsflansch	Bride d'accouplement	Flangia di accoppiamento
Cylindrical drilling	zylindrische Bohrung	Percage cylindrique	Foratura cilindrica
Disc	Bremsscheibe	Disque	Disco
Double tyres	Doppelbereifung	Roues jumelées	Ruote gemellate
Drawbars	Zugfahrzeuge	Timons	Con rimorchio
Drum	Trommel	Tambour	Tamburo
Duplex brake	Duplex Bremse	Frein Duplex	Freno Duplex
eaton axle	Eaton-Achse	essieu eaton	assale eaton
Excl.	außer	Sauf	Eccetto
Excl. 4x4	außer 4x4	Sauf 4x4	Eccetto 4x4
For air suspension rear	hinten für Luftfederung	Pour suspension pneumatique arrière	Per sospensioni pneumatiche post
For pneum. wheel suspension	mit pneumatischer Radaufhängung	Pour suspension pneumatique	Per sospensioni pneumatiche
Full air system	Druckluftsystem	Système pneumatique	Sistema pneumatico
FWD (Front wheel drive)	Vorderradantrieb	Traction	Trazione anteriore
Heavy duty	Schwerlastbetrieb	usage sévère	Macchine movimento terra
Holes	Löcher	trous	Fori
Hydraulic brakes	hydraulische Bremsen	Freins hydrauliques	Freni idraulici
Independent wheel suspension	Einzel-Radaufhängung	Roue à suspension indépendante	Ruote a sospensione indipendente
Inner City Bus	Stadtbus	Bus urbain	Autobus urbano
Leading axle	Vorlaufachse	Essieu avant	Asse di trazione
Lift axle with single wheels	Liftachse mit Einzelbereifung	Essieu relevable avec roues simples	Assale rialzabile con ruote indipendenti
Lift axle with twin wheels	Liftachse mit Doppelbereifung	Essieu relevable avec roues jumelées	Assale rialzabile con ruote gemellate
Lightweight axle	Leichtbau-Achse	Essieu léger	Assale leggero
Low loader	Tieflader	Surbaissé	Autocarro a pianale ribassato
Man adj (Manual Adjustment)	manueller Nachsteller	réglage manuel	regolazione manuale
Model	Modell	Modèle	Modello
New version	neue Version/Ausführung	Nouvelle version	Nuova versione
Old version	alte Version/Ausführung	Ancienne version	Vecchia versione
Only	nur	uniquement	Solo
Opt	wahlweise	alternative	alternativa



			
Pinça de 2 pistões Ø 45mm	Remklauw 2 zuigers 45mm	суппорт с 2 поршнями диаметром 45 мм	Zacisk dwutłokowy średnica 45 mm
2 pistões	2 zuigers	2 поршня	2 tłoki
2x2 Van/Wagon	2WD	фургон/универсал с 1 ведущей осью	2WD Van/Kombi
modelo com 3 eixos	Model met 3 assen	модель с 3 осями	model 3 osiowy
3. eixo	3e as	3 оси	3 oś
3º eixo montado em	3e as uitgerust met	3-я ось смонтирована на	trzecia oś zamocowana do
4 pistões	4 zuigers	4 поршня	4 tłoki
Reboque de 4 rodas para eixo BPW	aanhanger met 4 wielen voor BPW as	4-х колесный прицеп с осью BPW	czterokołowa przyczepa do osi BPW
4x4 e basculante	4x4 en kieper	полноприводный автомобиль (4x4) и самосвал	4 x4 i wywrotki
Disco ABS	Remschijf ABS	диск для моделей с системой ABS	ABS tarcze
Disco ABS	Remschijf ABS	диск для моделей с системой ABS	ABS tarcze
Travão pneumático	Luchtdrukrem	пневматическая тормозная система	hamulec powietrzny
Suspensão pneumática	Luchtvering	пневматическая подвеса	zawieszenie powietrzne
Sistema pneumático/hidráulico	Luchtdruk-/hydraulisch systeem	пневматическая/гидравлическая система	powietrzny/hydrauliczny system
Todos os tipos	Alle types	все типы	Wszystkie typy
E basculante	En kieper	и самосвал	i wywrotki
Autocarro articulado	Harmonicabus	сочлененные автобусы	Autobus przegubowy
sistema ate	Ate systeem	система АТЕ	system ate
Autorregulação	Automatische nastelling	автоматическая регулировка	Automatyczna regulacja
eixo auxiliar	Hulpas	вспомогательная ось	Oś pomocnicza
Movimento axial	Axiale beweging	привод оси	Sterowanie osiowe
Eixo	As	ось	Oś
Carga por eixo	Asbelasting	нагрузка на ось	Obciążenie osi
Modelos de eixo	Model as	модели осей	Typy osi
Eixos de reboques	Trailer as	осевые прицепы	Osie przyczepy
Eixos com travão de disco	As met remschijven	оси с дисковыми тормозами	Osie z hamulcami tarczowymi
Eixo Boogie	Boogie-as	ось тележки прицепа	Oś Boogie
Travão	Rem	тормоза	Hamulec
Pastilhas de travão	Remblokken	тормозные колодки	Klocki hamulcowe
Construção	Bouwwijze	сделано	Budowa
Maxilas em ferro fundido	Remschoenen gietijzer	чугунные тормозные башмаки	Żeliwne szczęki hamulcowe
Chassis	Ch.	шасси	nadwozie
Furação cónica	Konische boring	коническое сверление	Wiercenie stożkowe
Falange de acoplamento	Koppelschotel	фланец муфты	łącznik
Furação cilíndrica	Cilindrische boring	цилиндрическое сверление	Wiercenie cylindryczne
Disco	Remschijf	диск	Tarcza
Rodas gémeas	Dubbele wielen	сдвоенные шины	Podwójne opony
Com reboque		сцепные устройства	Dyszle
Tambor	Remtrommel	барабан	Bęben
Travão Duplex	Duplex rem	дуплексный тормозной механизм	Hamulec Duplex
eixo eaton	eaton as	ось Eaton	Oś eaton
Excepto	Excl.	исключение	Wyłączając
Excepto 4x4	Excl. 4x4	за исключением 4x4	Wyłączając 4 x4
Para suspensão pneumática traseira	Voor luchtophanging achter	для задней оси с пневмоподвеской	Dla tylnego zawieszenia powietrznego
Para suspensão pneumática	Voor pneumatische ophanging	для колесной пневмоподвески	Dla pneumatycznego zawieszenia kół
Sistema completo de ar	Luchtdruksysteem	полностью пневматическая система	Pełny system powietrzny
Tração dianteira	Voorwielaandrijving	FWD (Передний привод)	FWD (Napęd na przednią oś)
Comercial pesado	Heavy duty	тяжелонагруженный (Heavy Duty)	Heavy duty
Furos	Gaten	отверстия	Otwory
Travões hidráulicos	Hydraulische remmen	гидравлическая тормозная система	Hamulec hydrauliczne
Suspensão de rodas independente	Onafhankelijke ophanging	независимая система подвески колес	Niezależne zawieszenie kół
Autocarro citadino	Stadsbus	городской автобус	Autobus miejski
Eixo de tração	Aandrijfjas	ведущая ось	Oś prowadząca
Eixo elevador com rodado simples	Intrekbare as met enkel wiel	подъемная ось с одинарными колесами	Oś unoszona z pojedynczymi kołami
Eixo elevador com rodado duplo	Intrekbare as met dubbel wiel	подъемная ось со спаренными колесами	Oś unoszona z podwójnymi kołami
Eixo leve	Lichtgewicht as	легковесная ось	Oś lekka
Autocarro rebaixado	Dieptelader	низкорамная платформа	Niskopodwoziowa
Regulação manual	Manuele nastelling	ручная регулировка	Regulacja ręczna
Modelo	Model	модель	Model
Versão nova	Nieuwe versie	новая версия	Nowa wersja
Versão antiga	Oude versie	старая версия	Stara wersja
Só	Enkel	только	Tylko
Opção	Opt.	вспомогательный	Opcjonalnie


# GLOSSARY

GLOSSAR - GLOSSAIRE - GLOSSARIO - GLOSSÁRIO - WOORDENLIJST - ТЕРМИНОЛОГИЯ - SŁOWNIK

			
Opt disc	alternative Bremsscheibe	Disque option	imp.alternativo a disco
Opt. heavy duty	wahlweise schwere Ausführung	opt. Usage sévère	Opzione macchine movimento terra
Opt. old version	wahlweise alte Version/Ausführung	Option ancienne version	Opzione vecchia versione
Opt/opt.	wahlweise	Option	Opzione
Oversize	Überstärke	surdimensionné	Maggiorazione
Pads	Scheibenbremsbeläge	Plaquettes de frein	Pastiglie
Pickup/Double Cab	Pickup/Doppelkabine	Pick Up / cabine double	Pickup/Double Cab
Platform	Plattform	Plateforme	Piattaforma
Range	Serie/Reihe	gamme	Gamma
Rigid axle	Starrachse	Essieu rigide	Assale rigido
Rigids & Tipper	Starrachsen & Kipper	Essieux rigides et bennes	Assale rigido e ribaltabile
RWD (Rear Wheel drive)	Hinterradantrieb	Propulsion	Trazione posteriore
S Cam	S-Nocken	S came	S Cam
S-Cam brake	S-Nocken-Bremse	Frein S-Came	Freno S-Cam
Second rear axle	2. Hinterachse	2ème essieu arrière	2° asse posteriore
Series	Serie	Série	Serie
Simplex brake	Simplex-Bremse	Frein simplex	Freno Simplex
Single rear wheel	hinten mit Einzelbereifung	Roue arrière simple	Ruota singola posteriore
Single wheel	Einzelrad	roue simple	Ruota singola
Single wheel base	Rahmen mit Einzelbereifung	Empattement unique	Ruota singola
Single wheels	Einzelbereifung	Roue simple	Ruote singole
Solid	unbelüftet	Plein	Pieno
Solid disc	unbelüftete Scheibe	Disque plein	Disco pieno
Steel brake shoes	Stahlbremsbacken	Machoire acier	Ganasce freno in acciaio
SWB (short wheel base)	kurzer Radstand	SWB	SWB
Tandem-axle	Tandem-Achse	Essieu Tandem	Assale Tandem
Thick	Dicke	épaisseur	Spessore
Tipper/Tippers	Kipper	Benne/Bennes	Ribaltabile
Ton./tonne/tonnes	to.	Tonne/Tonnes	Tonnellate
Tractors	Traktor	Tracteurs	Motrici
Trailer Axle	Anhängerschaft	Essieu pour remorque	Assale per rimorchio
Trailers equipped with BPW axles	Anhänger mit BPW-Achsen ausgerüstet	Remorque avec essieu BPW	Rimorchio equipaggiato con assali BPW
Trailing axle	Nachläuferachse	Essieu trainé	Assale condotto
Twin rear wheel	hinten mit Doppelbereifung	Roues arrières jumelées	Ruote posteriori gemellate
Twin wheel	Doppelbereifung	Roues jumelées	Ruote gemellate
Twin wheel base	Rahmen mit Doppelbereifung	Roues jumelées	Ruote gemellate
Twinsteer tractors	Doppellenk-Zugmaschine	Tracteur à deux volants	Doppio assale sterzante
Underfloor-Series	Unterflur-Reihe	plancher bas	Serie Underfloor
Vacuum/hydraulic system	Vakuum-/Hydrauliksystem	système à depression / hydraulique	Depressore idraulico
Vented	belüftet	Ventilé	Ventilato
Ventilated disc	belüftete Scheibe	Disque ventilé	Disco ventilato
W.I. opt. (Wear Indicator optional)	Verschleißsensor wahlweise	T.U. Option	Opzione I.U.
W/Ind (Wear Indicator)	Verschleißsensor	Temoin d'usure	Indicatore d'usura
Wheel	Rad	Roue	Ruota
Wheel opt.	wahlweise Rad	Roue Option	Opzione ruota
Wheel set	Radsatz	Jeux de roues	Set ruota
Wheels/non standard disc	Räder/nicht Standard Scheibe	roues/disques non standards	Ruote/Disco non standard
With air brakes	mit Druckluftbremsen	Avec frein pneumatique	Con freno pneumatico
With air brakes opt.	wahlweise mit Druckluftbremsen	Option avec frein pneumatique	Opzione con freno pneumatico
With compressed air brakes	mit Druckluftbremsen	Avec frein pneumatique	Impianto frenante pneumatico
With hydraulic brakes	mit Hydraulikbremsen	Avec frein hydraulique	Con freno idraulico
With S-Cam brake	mit S-Nockenbremse	Avec frein S-came	Con freno S-Cam
With twin W/I	mit Doppel-Verschleißsensoren	Avec double T.U.	Con doppio I.U.
With W.I holes	mit Verschleißsensor-Bohrung	Avec trous T.U.	Con fori per I.U.
With W.I (wear indicator)	mit Verschleißanzeiger	Avec indicateur d'usure	Con indicatore d'usura
With wear indicator holes	mit Verschleißanzeigerbohrung	Avec trous pour temoins d'usure	Con fori per i.u.
Z-Cam brake	Z-Nocken-Bremse	Frein Z-came	Freno Z-Cam

			
Disco opc.	Opt. Remschijf	вспомогательный диск	Opcjonalnie tarcze
Opção comercial pesado	Opt. Heavy duty	вспомогательная версия - тяжелонагруженный	Opcjonalnie heavy duty
Opção versão antiga	Opt. Oude versie	вспомогательная старая версия	Opcjonalnie stara wersja
Opção	Optie	вспомогательный	Opcjonalnie/Opcjonalnie
Sobre medida	Overmaat	ремонтный размер	Nadwymiar
Pastilhas	Remblokken	колодки	Klocki
Pick-up/Dupla cabine	Pickup/Dubbele cabine	пикап/с двойной кабиной	Pickup/Wydłużona kabina
Plataforma	Platform	платформа	Platforma
Gama	Gamma	диапазон	Zakres
Eixo rígido	Starre as	неразрезной мост	Oś sztywna
Rígido e basculante	Starre as en kiep	жесткорамный самосвал	Ciężarówka i wywrotki
Tração traseira	Achterwielaandrijving	RWD (задний привод)	RWD (napęd na tylną oś)
S Cam	S-Nok	S-образный разжимной кулачок	S Cam
Travão S-Cam	S-Nok rem	барабанный тормоз с S-образным разжимным кулачком	Hamulec S-Cam
2º eixo traseiro	2de achteras	вторая задняя ось	Druga oś tylna
Séries	Serie	серии	Seria
Travão Simplex	Simplex rem	симплексный тормоз	Hamulec Simplex
Roda simples traseira	Enkel achterwiel	одинарное колесо задней оси	Pojedyncze tylne koła
Roda simples	Enkel wiel	одинарное колесо	Pojedyncze koła
Rodado simples	Enkel wiel	колесная база одинарных колес	Baza kół pojedynczych
Rodas simples	Enkel wiel	одинарные колеса	Pojedyncze koła
Sólido	Vol	невентилируемый	Pełny
Disco sólido	Volle remschijf	невентилируемый диск	Tarcze niewentylowane
Maxilas em aço	Stalen remschoen	стальные тормозные башмаки	Stalowe szczęki hamulcowe
Rodado curto	SWB	SWB (короткая колесная база)	SWB (krótki rozstaw osi)
Eixo Tandem	Tandem as	тандемная ось	Oś tandem
Espessura	Dikte	толстый	Gruby
Basculantes	Kipper	жесткорамный самосвал	Wywrotka/Wywrotki
Tonelada	Ton	тонна/тонн	Ton
Motrizes	Trekkers	седельный тягач	Traktory
Eixo do reboque	As trailer	ось прицепа	Oś przyczepy
Reboques equipados com eixos BPW	Trailers met BWP as	прицепы, оснащенные осями BPW	Przyczepy wyposażone w osie BPW
Eixo atrelado	Vrijlopende as	ось заднего моста	Oś wleczona
Rodas duplas traseiras	Dubbel achterste wiel	спаренные задние колеса	Podwójne tylne koła
Rodas duplas	Dubbel wiel	спаренные колеса	Podwójne koła
Rodado duplo	Dubbel wiel	колесная база спаренных колес	Baza kół podwójnych
Eixo duplo	Trekker dubbele besturing	Седельные тягачи Twinsteer (с синхронным управлением двумя разнесенными мостами)	Traktory twinsteer
Série rebaixada	Underfloor reeks	серии Underfloor (напольные)	Seria Underfloor
Vácuo/hidráulico sistema	Vacuum/hydraulisch systeem	вакуумная/гидравлическая система	Podciśnieniowy/Hydrauliczny system
Ventilado	Geventileerd	вентилируемый	Wentylowany
Disco ventilado	Geventileerde remschijf	вентилируемый тормозной диск	Tarcze wentylowane
Opção com avisador de desgaste	Slijtageindicator	датчик износа - вспомогательное оборудование	Opcjonalnie czujnik zużycia
avisador de desgaste	Slijtageindicator	датчик износа	Czujnik zużycia
Roda	Wiel	колесо	Koło
Roda opcional	Wiel opt.	колесо - вспомогательное оборудование	Opcjonalnie koło
Jogo de rodas	Set wielen	комплект колес	Zestaw koła
Rodas/não normalizadas	Wielen/niet standaard	колеса/нестандартный диск	Koła/ nie standardowe tarcze
Com travões pneumáticos	Met luchtdrukremmen	с пневматической тормозной системой	Z hamulcami powietrznymi
Opção com travão pneumático	Met luchtdrukremmen opt.	с пневматической тормозной системой в качестве опции	Opcjonalnie z hamulcami powietrznymi
Com travões a ar comprimido	Met luchtdrukremmen	с пневматической тормозной системой	Z ciśnieniowymi hamulcami powietrznymi
Com travões hidráulicos	Met hydraulische remmen	с гидравлической тормозной системой	Z hamulcami hydraulicznymi
Com travão S-Cam	Met S-nok remmen	с барабанным тормозом с S-образным разжимным кулачком	Z hamulcem S-Cam
Com duplo avisador de desgaste	Met dubbele slijtageindicator	со спаренными датчиками износа	Z podwójnym czujnikiem zużycia
Com orifícios para avisadores	Met gaten voor slijtageindicator	с отверстиями для датчиков износа	Z otworami czujnika zużycia
Com avisador de desgaste	Met slijtageindicator	с датчиками износа	Z czujnikiem zużycia
Com orifícios para avisadores	Met gaten voor slijtageindicator	с отверстиями для датчиков износа	Z otworami czujnika zużycia
Travão Z-Cam	Z-nok rem	барабанный тормоз с Z-образным разжимным кулачком	Hamulec Z-Cam

# CV TROUBLE TRACER - BRAKE PADS AND DISCS



**APPEARANCE** Disc featuring scored surface.

**CAUSE** Pads fitted with friction material too harsh for the disc or new pads assembled on excessively worn out discs.

**EFFECT** Reduction in braking performance and possible imbalance on the affected axle during braking.

**REMEDY**

- Replace the pads.
- Check disc condition and minimum thickness. If necessary, replace the disc.
- Check for the quality of the spare parts used.




**APPEARANCE** Excessively worn out discs and pads.

**CAUSE** Possible contamination of the friction material by sand, mud or earth or incomplete return of the caliper gear.

**EFFECT** Excessive wear of one or more brake pads, resulting in damage where the pad has not been fitted with a wear indicator.

**REMEDY**

- Replace the pads.
- Check disc condition and minimum thickness.
- If necessary, replace both discs on the axle.




**APPEARANCE** Contaminated pad friction material.

**CAUSE** Contamination by an oily substance or solvent.

**EFFECT** Reduction in braking performance and possible imbalance during braking.

**REMEDY**

- Replace the pads.
- Check the discs on the axle.
- Identify any fluid leaks from the hubs or other nearby components.




**APPEARANCE** Friction includes metal pick-up.

**CAUSE** High temperature generated between brake pad and disc in wet conditions.

**EFFECT** Wear of the affected brake disc with typical metal rubbing noise during braking.

**REMEDY**

- Replace the pads.
- Check disc condition and minimum thickness.
- If necessary, replace both discs on the axle.




**APPEARANCE** Uneven brake pad wear.

**CAUSE** One of the calipers has become stuck or does not return correctly to the rest position.

**EFFECT** Reduction in braking performance and possible imbalance on the involved axle, during braking.

**REMEDY**

- Replace the pads.
- Brake calipers should be checked.



**APPEARANCE** Glazed pad friction material.

**CAUSE** Very low duty applied on the brakes, i.e. brake applications with low speed and low pressure.

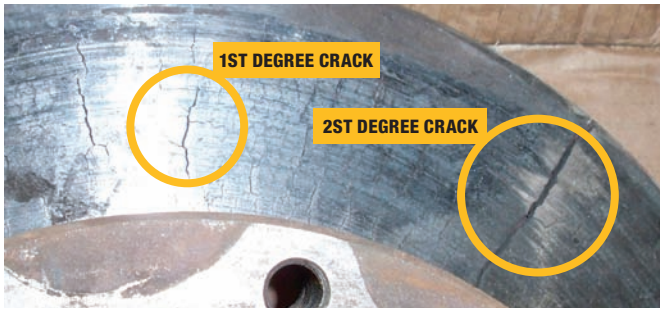
**EFFECT** Reduction in braking performance and typical noise (squeal) while braking.

**REMEDY**

- If glazing is not too heavy can try to recondition the surface by some mileage of medium/hard brake duty, otherwise replace the pads.
- Check the disc condition and minimum thickness.



Periodic inspection of the braking system is essential. It is recommended that when it is necessary to replace brake discs it is safe practise to also replace brake pads. Both should always be replaced across the axle.




**APPEARANCE** Disc surface features 1st and 2nd degree crack.

**CAUSE** Too intensive use of brakes due to the track features or to the carried load.

**EFFECT** Possible unexpected disc mechanical collapse, particularly with 2nd degree crack.

**REMEDY**

- Compulsory replacement of brake discs and pads, particularly with 2nd degree crack, when one of the cracks is travelling from OD to ID.
- Brake calipers shall be checked.




**APPEARANCE** Damaged edges to the friction material (edge-crumbling).

**CAUSE** Brake pad has become stuck in the caliper. The parts used do not comply with the correct sizes and specifications.

**EFFECT** Early pad deterioration and uneven disc wear.

**REMEDY**

- Replace the pads.
- Check for correct caliper operation.
- Check disc condition and minimum thickness.
- If necessary, replace both discs on the axle.




**APPEARANCE** Pads on the same axle featuring uneven wear.

**CAUSE** Incorrect return of one caliper on the same axle.

**EFFECT** If the axle involved is the directional one, this fault may result in vehicle instability during brake release.

**REMEDY**

- Replace the pads.
- Check for the proper caliper operation.
- Check disc condition and minimum thickness.
- If necessary, replace both discs on the axle.




**APPEARANCE** Pad with surface cracks.

**CAUSE** Excessive load or high friction material temperature.

**EFFECT** Possible detachment of friction material resulting in a reduction in braking performance.

**REMEDY**

- Replace the pads.
- Check for correct caliper operation.
- Check disc condition and minimum thickness.
- If necessary, replace both discs on the axle.



**APPEARANCE** Detached friction material.

**CAUSE** Possible excessive load or heavy braking, along with the choice of unsuitable parts.

**EFFECT** Reduction in braking performance and typical noise (squeal) while braking.

**REMEDY**

- Replace the pads.
- Check the disc condition and minimum thickness.
- Despite having a wear indicator, it is necessary to check the pad condition every normal garage brake control visit and/or every six months.



**APPEARANCE** Blue stripes on the disc indicating a physical change due to overheating.

**CAUSE** Intensive use of brakes for prolonged braking or improper downhill braking.


**EFFECT** Brake disc overheating which may result in contact surface distortion and cracks.

**REMEDY**

- Compulsory replacement of brake discs and pads.
- During the first 250 km after replacement, sharp braking should be avoided in order to allow for the correct bedding-in of the newly fitted components.

# NUTZFAHRZEUG BREMSSCHEIBEN UND –BELÄGE

## TYPISCHE FEHLER BEI BREMSSCHEIBEN UND –BELÄGEN



**ERSCHEINUNGSBILD** Bremsscheibe mit verkratzter Oberfläche.

**URSACHE** Bremsbeläge mit für diese Bremsscheibe zu rauem Reibmaterial oder neue Bremsbeläge auf zu stark verschlissenen Bremsscheiben montiert.

**FOLGEN** Verminderte Bremsleistung und ggf. einseitige Bremswirkung der betroffenen Achse.

**ABHILFE**

- Bremsbeläge wechseln.
- Zustand der Bremsscheibe und Mindeststärke überprüfen. Falls erforderlich die Bremsscheibe auswechseln.
- Qualität der verwendeten Ersatzteile überprüfen.




**ERSCHEINUNGSBILD** Übermäßiger Verschleiß an Bremsscheiben und Bremsbelägen.

**URSACHE** Mögliche Verschmutzung des Reibmaterials mit Sand, Schlamm oder Erde; unvollständiger Rückzug des Bremssattelmechanismus.

**FOLGEN** Übermäßiger Verschleiß eines oder mehrerer Bremsbeläge, kann zu Beschädigen führen, wenn die Bremsbeläge über keine Verschleißanzeige verfügen.

**ABHILFE**

- Bremsbeläge wechseln.
- Zustand der Bremsscheibe und Mindeststärke überprüfen.
- Falls erforderlich, beide Bremsscheiben an der Achse auswechseln.




**ERSCHEINUNGSBILD** Verschmutztes Reibmaterial am Bremsbelag.

**URSACHE** Verschmutzung mit ölhaltiger Substanz oder Lösungsmittel.

**FOLGEN** Verminderte Bremsleistung und mögliches Ungleichgewicht beim Bremsen.

**ABHILFE**

- Bremsbeläge wechseln.
- Die Bremsscheiben an der Achse überprüfen.
- Jegliche Flüssigkeitsleckagen an den Naben oder anderen, sich in deren Nähe befindlichen Komponenten ermitteln.




**ERSCHEINUNGSBILD** Reibmaterial präsentiert hervorstehende Metallpunkte (sog. "Fischchen").

**URSACHE** Es kam zu hohen Temperaturen zwischen Bremsbacken und –scheibe im feuchten Zustand.

**FOLGEN** Verschleiß der betroffenen Bremsscheibe mit typisch reibendem Metallgeräusch beim Abbremsen.

**ABHILFE**

- Bremsbeläge wechseln.
- Zustand der Bremsscheibe und Mindeststärke überprüfen.
- Falls erforderlich, beide Bremsscheiben an der Achse auswechseln.




**ERSCHEINUNGSBILD** An der selben Achse montierte Bremsbeläge weisen einen unterschiedlichen Verschleiß auf.

**URSACHE** Falscher Rückzug eines, der an der selben Achse vorhandenen Bremssättel.

**FOLGEN** Handelt es sich bei der betroffenen Achse um die Lenkachse, kann dieser Fehler zu einem instabilen Fahrverhalten beim Loslassen des Bremspedals führen.

**ABHILFE**

- Bremsbeläge wechseln.
- Funktionstüchtigkeit des Bremssättel überprüfen (Lüftspiel).
- Zustand der Bremsscheibe und Mindeststärke überprüfen.
- Falls erforderlich, beide Bremsscheiben an der Achse auswechseln.



**ERSCHEINUNGSBILD** Glasige Bremsbeläge

**URSACHE** Sehr geringe Kräfteinwirkung auf die Bremsen, z.B. beim Bremsen bei niedriger Geschwindigkeit und mit niedrigem Betätigungsdruck.


**FOLGEN** Reduzierung der Bremsleistung und typisches Geräusch (Quietschen) beim Bremsen.

**ABHILFE**

- Ist die Verglasung als noch nicht zu stark kann versucht werden, die Oberfläche durch einige mittelstarke/starke Bremsbetätigungen wieder herzustellen, andernfalls die Bremsbeläge auswechseln.
- Zustand der Bremsscheibe und Mindeststärke überprüfen.



Die regelmäßige Überprüfung der Bremsanlage ist von wesentlicher Bedeutung. Bei einem erforderlichen Ersatz der Bremsscheiben sollten aus Sicherheitsgründen auch die Bremsbeläge ersetzt werden. Der Austausch muß stets achsweise erfolgen.




**ERSCHEINUNGSBILD** Oberfläche der Bremsscheibe weist Risse ersten und zweiten Grades auf.

**URSACHE** Zu intensiver Einsatz der Bremsen für die Streckenbedingungen und die Ladung.

**FOLGEN** Möglicher unerwarteter mechanischer Bremsscheibenbruch, insbesondere bei Rissen zweiten Grades.

**ABHILFE**

- Obligatorischer Austausch von Bremsscheiben und -belägen, vor allem im Fall eines Risses zweiten Grades, wenn einer der Risse vom Außen- zum Innendurchmesser verläuft.
- Die Bremssättel müssen überprüft werden.




**ERSCHEINUNGSBILD** Beschädigte Ränder des Reibmaterials (abbröckelnde Ränder).

**URSACHE** Bremsbelag hat sich im Bremssattel verklemt. Verwendete Teile stimmen nicht mit den korrekten Maßen und Spezifikationen überein.

**FOLGEN** Frühzeitige Bremsbelagabnutzung und ungleichmäßiger Bremsscheibenverschleiß.

**ABHILFE**

- Bremsbeläge wechseln.
- Funktionstüchtigkeit des Bremssattels überprüfen.
- Zustand der Bremsscheibe und Mindeststärke überprüfen.
- Falls erforderlich, beide Bremsscheiben an der Achse auswechseln.




**ERSCHEINUNGSBILD** Ungleichmäßiger Bremsbelagverschleiß.

**URSACHE** Einer der Bremssättel hat sich verklemt oder zieht sich nicht mehr korrekt in seine Ruheposition zurück.

**FOLGEN** Reduzierte Bremsleistung und mögliches Ungleichgewicht an der betroffenen Achse während dem Bremsvorgang.

**ABHILFE**

- Bremsbeläge wechseln.
- Die Bremssättel müssen überprüft werden; Lüftspiel kontrollieren.




**ERSCHEINUNGSBILD** Bremsbeläge mit Oberflächenkratzern.

**URSACHE** Übermäßige Belastung oder hohe Temperatur des Reibmaterials.

**FOLGEN** Mögliches Ablösen des Reibmaterials, was zu einer Verringerung der Bremsleistung führt.

**ABHILFE**

- Bremsbeläge wechseln.
- Funktionstüchtigkeit des Bremssattels überprüfen.
- Zustand der Bremsscheibe und Mindeststärke überprüfen.
- Falls erforderlich, beide Bremsscheiben an der Achse auswechseln.



**ERSCHEINUNGSBILD** Losgelöstes Reibmaterial.

**URSACHE** Mögliche übermäßige Belastung oder ungeeignetes Reibmaterial (minderwertige Beläge).

**FOLGEN** Reduzierung der Bremsleistung und typisches Geräusch (Quietschen) beim Bremsen.

**ABHILFE**

- Bremsbeläge wechseln.
- Zustand der Bremsscheibe und Mindeststärke überprüfen.
- Trotz einer Verschleißanzeige, ist es notwendig, dass der Bremsbelag bei jeder normale Werkstattinspektion und/oder alle sechs Monate überprüft wird.



**ERSCHEINUNGSBILD** Blaue Streifen an der Bremsscheibe; deutlicher Hinweis auf eine physikalische Veränderung durch Überhitzung.


**URSACHE** Intensiver Einsatz der Bremsen aufgrund einer längeren Bremsbetätigung oder einer unangemessenen Abbremsung auf Gefälle.

**FOLGEN** Überhitzung der Bremsscheibe, die zu einem Verzug der Kontaktfläche und Rissen führen kann.


**ABHILFE**

- Obligatorischer Austausch von Bremsscheiben und -belägen.
- Auf den ersten 250 km nach dem Ersatz sollten scharfe Abbremsungen vermieden werden, um eine korrektes Einlaufen der neu eingebauten Komponenten zu ermöglichen.


# TABLEAU D'ANALYSE DES AVARIES PLAQUETTES ET DISQUES DE FREIN




<b>ASPECT</b>	Le disque présente une surface rayée.
<b>CAUSE</b>	Plaquettes montées avec du matériau de friction trop dur pour le disque ou plaquettes neuves montées sur des disques trop usés.
<b>CONSÉQUENCE</b>	Freinage moins efficace et déséquilibre possible de l'essieu concerné au cours du freinage.
<b>SOLUTION</b>	<ul style="list-style-type: none"> <li>• Remplacer les plaquettes.</li> <li>• Contrôler l'état et l'épaisseur minimum du disque. Remplacer le disque si nécessaire.</li> <li>• Contrôler la qualité des pièces détachées utilisées.</li> </ul>




<b>ASPECT</b>	Disques et plaquettes de frein trop usés.
<b>CAUSE</b>	Contamination possible du matériau de friction provoquée par du sable, de la boue, de la terre ou retour incomplet du mécanisme d'étrier.
<b>CONSÉQUENCE</b>	Usure excessive d'une ou de plusieurs plaquettes, provoquant des dégâts lorsque la plaquette a été montée sans témoin d'usure.
<b>SOLUTION</b>	<ul style="list-style-type: none"> <li>• Remplacer les plaquettes.</li> <li>• Contrôler l'état et l'épaisseur minimum du disque.</li> <li>• Remplacer les deux disques sur l'essieu si nécessaire.</li> </ul>




<b>ASPECT</b>	Matériau de friction des plaquettes contaminé.
<b>CAUSE</b>	Contamination produite par une substance huileuse ou du solvant.
<b>CONSÉQUENCE</b>	Freinage moins efficace et déséquilibre possible au cours du freinage.
<b>SOLUTION</b>	<ul style="list-style-type: none"> <li>• Remplacer les plaquettes.</li> <li>• Contrôler les disques sur l'essieu.</li> <li>• Vérifier toute fuite de fluide en provenance des moyeux ou d'autres composants à proximité.</li> </ul>



<b>ASPECT</b>	Transfert de métal par usure (ou métal incrusté) sur la surface de friction.
<b>CAUSE</b>	De petites particules métalliques se détachent de la surface du disque pendant le freinage, celles-ci disparaissent sous l'effet de la chaleur intense sauf dans des conditions très humides.
<b>CONSÉQUENCE</b>	Usure du disque de frein concerné avec un bruit typique de frottement métallique au freinage.
<b>SOLUTION</b>	<ul style="list-style-type: none"> <li>• Remplacer les plaquettes.</li> <li>• Contrôler l'état et l'épaisseur minimum des disques.</li> <li>• Remplacer les deux disques sur l'essieu si nécessaire.</li> </ul>



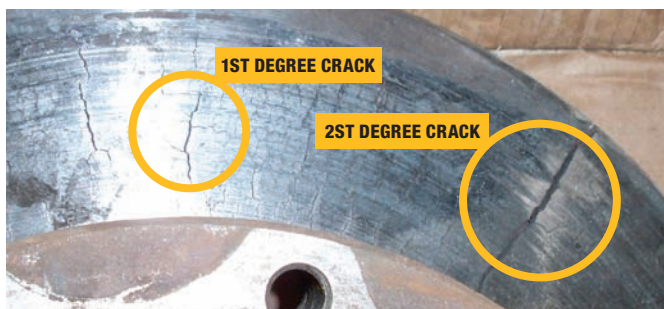
<b>ASPECT</b>	Usure irrégulière des plaquettes.
<b>CAUSE</b>	Un étrier est bloqué ou ne revient pas correctement en position de repos.
<b>CONSÉQUENCE</b>	Freinage moins efficace et déséquilibre possible de l'essieu concerné au cours du freinage.
<b>SOLUTION</b>	<ul style="list-style-type: none"> <li>• Remplacer les plaquettes.</li> <li>• Contrôler les étriers de frein.</li> </ul>




<b>ASPECT</b>	Matériau de friction des plaquettes d'aspect satiné.
<b>CAUSE</b>	Utilisation trop faible des freins, c.à.d. utilisation des freins à basse vitesse et avec une pression faible exercée sur la pédale.
<b>CONSÉQUENCE</b>	Freinage moins efficace et bruit typique (grincement) au freinage.
<b>SOLUTION</b>	<ul style="list-style-type: none"> <li>• Si l'aspect satiné n'est pas excessif, essayer de remettre la surface en état en utilisant les freins, pendant quelques kilomètres, de manière moyenne à intensive, sinon remplacer les plaquettes.</li> <li>• Contrôler l'état et l'épaisseur minimum des disques.</li> </ul>



Un contrôle périodique du système de freinage est essentiel. Lorsqu'il devient nécessaire de remplacer les disques de frein, il est conseillé par précaution de remplacer également les plaquettes de frein. Les deux doivent être toujours remplacés par train complet.




<b>ASPECT</b>	La surface des disques présente des cassures de niveau 1 et 2.
<b>CAUSE</b>	Utilisation trop intensive des freins à cause des caractéristiques de la route ou d'une charge transportée trop lourde.
<b>CONSÉQUENCE</b>	Défaillance mécanique intempestive du disque, tout particulièrement s'il y a une cassure de niveau 2.
<b>SOLUTION</b>	<ul style="list-style-type: none"> <li>• Remplacer impérativement les disques et les plaquettes de frein, notamment en présence de cassures de niveau 2 si l'une d'entre elles s'étend du diam. ext. au diam. int.</li> <li>• Contrôler les étriers de frein.</li> </ul>




<b>ASPECT</b>	Détérioration périphérique du matériau de friction. (Effritement des bords).
<b>CAUSE</b>	La plaquette de frein s'est collée à l'étrier. Les pièces utilisées n'ont pas les bonnes dimensions et ne sont pas conformes au cahier des charges constructeur.
<b>CONSÉQUENCE</b>	Détérioration prématurée des plaquettes et usure irrégulière des disques.
<b>SOLUTION</b>	<ul style="list-style-type: none"> <li>• Remplacer les plaquettes.</li> <li>• Contrôler le bon fonctionnement des étriers.</li> <li>• Contrôler l'état et l'épaisseur minimum des disques.</li> <li>• Remplacer les deux disques de l'essieu si nécessaire.</li> </ul>



<b>ASPECT</b>	Usure irrégulière des plaquettes du même essieu.
<b>CAUSE</b>	Retour incorrect d'un étrier sur le même essieu.
<b>CONSÉQUENCE</b>	Si l'essieu concerné est celui directionnel, ce défaut peut entraîner l'instabilité du véhicule au relâché des freins.
<b>SOLUTION</b>	<ul style="list-style-type: none"> <li>• Remplacer les plaquettes.</li> <li>• Contrôler le bon fonctionnement de l'étrier.</li> <li>• Contrôler l'état et l'épaisseur minimum des disques.</li> <li>• Remplacer les deux disques sur l'essieu si nécessaire.</li> </ul>



<b>ASPECT</b>	Présence de fissures sur la surface des plaquettes.
<b>CAUSE</b>	Charge excessive ou température élevée du matériau de friction.
<b>CONSÉQUENCE</b>	Arrachement éventuel du matériau de friction, produisant un freinage moins efficace.
<b>SOLUTION</b>	<ul style="list-style-type: none"> <li>• Remplacer les plaquettes.</li> <li>• Contrôler le bon fonctionnement des étriers.</li> <li>• Contrôler l'état et l'épaisseur minimum des disques.</li> <li>• Remplacer les deux disques de l'essieu si nécessaire.</li> </ul>



<b>ASPECT</b>	Matériau de friction détaché.
<b>CAUSE</b>	Charge excessive ou utilisation intensive des freins, choix de pièces inadaptées.
<b>CONSÉQUENCE</b>	Freinage moins efficace et bruit typique (grincement) au freinage.
<b>SOLUTION</b>	<ul style="list-style-type: none"> <li>• Remplacer les plaquettes.</li> <li>• Contrôler l'état et l'épaisseur minimum des disques.</li> <li>• Malgré la présence du témoin d'usure, il faut également faire contrôler à l'atelier l'état des plaquettes à chaque révision de routine des freins et/ou tous les six mois.</li> </ul>



<b>ASPECT</b>	Bandes bleues sur le disque indiquant une usure provoquée par la surchauffe.
<b>CAUSE</b>	Utilisation intensive des freins lors des freinages prolongés ou freinage incorrect en descente.
<b>CONSÉQUENCE</b>	Surchauffe du disque de frein pouvant provoquer une déformation ou des fissures sur la surface de contact.
<b>SOLUTION</b>	<ul style="list-style-type: none"> <li>• Le remplacement des disques et des plaquettes de frein est impératif.</li> <li>• Au cours des 250 premiers km suivant le remplacement, éviter de freiner brutalement afin de permettre un rodage correct des composants neufs montés.</li> </ul>

# LISTA ANOMALIE PASTIGLIE FRENO AUTOCARRO



**ASPETTO** Disco con superficie ruvida a grana caratteristica.

**CAUSA** Pastiglie dotate di materiale di attrito troppo aggressivo verso il disco oppure pastiglie nuove montate su dischi eccessivamente usurati.

**EFFETTO** Riduzione dell'efficacia frenante e possibile sbilanciamento in frenata sull'asse interessato.

**AZIONE**

- Sostituire le pastiglie.
- Controllare lo stato e le dimensioni minime dei dischi. Se necessario, sostituire il disco.
- Controllare la qualità dei ricambi utilizzati.




**ASPETTO** Disco e pastiglie eccessivamente consumati.

**CAUSA** Possibile inclusione di materiale sabbioso, fango o terra, in materiale di attrito o ritorno non completo del meccanismo pinza.

**EFFETTO** Eccessivo consumo di una o più pastiglie con possibile danneggiamento del disco qualora la pastiglia non disponga di indicatore di consumo.

**AZIONE**

- Sostituire le pastiglie.
- Controllare lo stato e le dimensioni minime dei dischi.
- All'occorrenza, sostituire entrambi i dischi sull'asse.




**ASPETTO** Materiale di attrito pastiglie inquinato.

**CAUSA** Contaminazione dovuta a sostanza oleosa o solvente.

**EFFETTO** Ridotta efficacia frenante e possibile sbilanciamento in frenata.

**AZIONE**

- Sostituire le pastiglie.
- Controllare i dischi sull'asse.
- Individuare eventuali perdite di lubrificante dai mozzi o da altro organo adiacente.




**ASPETTO** Materiale metallico incluso in materiale di attrito.

**CAUSA** Alta temperatura generata tra pattino e disco in condizioni ambientali umide.

**EFFETTO** Consumo del disco freno interessato con rumore caratteristico di sfregamento metallico in frenata.

**AZIONE**

- Sostituire le pastiglie.
- Controllare lo stato e le dimensioni minime dei dischi.
- All'occorrenza, sostituire entrambi i dischi sull'asse.




**ASPETTO** Consumo irregolare delle pastiglie freno.

**CAUSA** Una delle pinze si blocca o ha un cattivo ritorno in posizione di riposo.

**EFFETTO** Ridotta efficacia frenante e possibile sbilanciamento in frenata sull'asse interessato.

**AZIONE**

- Sostituire le pastiglie.
- Si consiglia controllo e revisione delle pinze freno.



**ASPETTO** Pastiglia con materiale cristallizzato.

**CAUSA** Carico esiguo applicato sui freni, a bassa velocità e con bassa pressione.

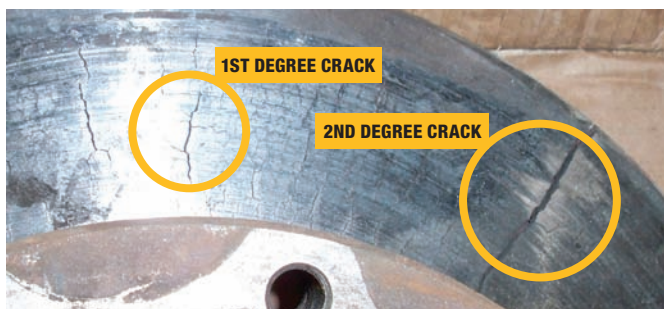
**EFFETTO** Ridotta efficacia frenante e rumorosità caratteristica (stridio-fischio) all'utilizzo.

**AZIONE**

- Se la cristallizzazione non è troppo spessa, tentare di ricondizionare la superficie con frenate medie/sost
- Controllare lo stato e le dimensioni minime dei dischi.



L'ispezione periodica del sistema frenante è molto importante. In caso di sostituzione dei dischi si consiglia di sostituire anche le pastiglie.




**ASPETTO** Disco con superficie lesionata di grado 1 e 2.

**CAUSA** Utilizzo intensivo dei freni dovuto al percorso o al carico trasportato.

**EFFETTO** Possibile rottura del disco senza alcun preavviso.

**AZIONE**

- Sostituzione obbligatoria di dischi e pastiglie dei freni, in particolare con lesioni di 2° grado che si diramano dall'esterno verso l'interno.
- Controllare le pinze freno.



**ASPETTO** Bordo materiale di attrito pastiglie lesionato.

**CAUSA** La pastiglia freno si blocca all'interno della pinza. Ricambi utilizzati non conformi alle dimensioni o alle specifiche corrette.

**EFFETTO** Deterioramento prematuro pastiglie e consumo irregolare dischi.

**AZIONE**

- Sostituire le pastiglie.
- Controllare il corretto funzionamento delle pinze.
- Controllare lo stato e lo spessore dei dischi.
- All'occorrenza, sostituire entrambi i dischi sull'asse.




**ASPETTO** Pastiglie su uno stesso asse con consumo irregolare.

**CAUSA** Ritorno non corretto di una pinza sullo stesso asse.

**EFFETTO** Se l'asse è quello direzionale, possibile instabilità del mezzo nel rilascio dei freni.

**AZIONE**

- Sostituire le pastiglie.
- Controllare il corretto funzionamento delle pinze.
- Controllare lo stato e lo spessore dei dischi.
- All'occorrenza, sostituire entrambi i dischi sull'asse.




**ASPETTO** Materiale di attrito pastiglie lesionato.

**CAUSA** Eccessivo carico trasportato o alta temperatura del materiale di attrito.

**EFFETTO** Possibile distacco del materiale di attrito con riduzione dell'efficacia frenante.

**AZIONE**

- Sostituire le pastiglie.
- Controllare il corretto funzionamento delle pinze.
- Controllare lo stato e lo spessore dei dischi.
- All'occorrenza, sostituire entrambi i dischi sull'asse.



**ASPETTO** Materiale di attrito pastiglie distaccato.

**CAUSA** Possibile carico eccessivo o frenate molto pesanti unite a una non corretta scelta ricambi.

**EFFETTO** Ridotta efficacia frenante e rumorosità caratteristica (stridio-fischio) all'utilizzo.

**AZIONE**

- Sostituire le pastiglie.
- Controllare lo stato e le dimensioni minime dei dischi.
- Pur disponendo di un indicatore di consumo, verificare le condizioni delle pastiglie ad ogni normale controllo dei freni e/o ogni sei mesi.



**ASPETTO** Disco con macchie bluastre che ne indicano una modificazione in funzione della temperatura.

**CAUSA** Uso intensivo dei freni per frenate di rallentamento prolungate o improprie in discesa.

**EFFETTO** Stress termico del disco freno con possibile deformazione della planarità delle superfici e innesco di cricche.

**AZIONE**

- Sostituzione obbligatoria di dischi e pastiglie.
- Per i primi 250 km dopo la sostituzione, si consiglia di moderare le frenate per stabilizzare i nuovi materiali installati.

# GUIA PARA A IDENTIFICAÇÃO E RESOLUÇÃO DOS PROBLEMAS PASTILHAS DO TRAVÃO E DISCOS



**APARÊNCIA** Disco com superfície marcada.

**CAUSA** Pastilhas equipadas com material de fricção demasiado duro para o disco ou pastilhas novas são montadas em discos excessivamente desgastados.

**RESULTADO** Redução no desempenho da travagem e possível desequilíbrio no eixo envolvido, durante a travagem.

**SOLUÇÃO**

- Substitua as pastilhas.
- Controle o estado do disco e a espessura mínima. Se necessário, substitua o disco.
- Controle a qualidade das peças de reposição usadas.




**APARÊNCIA** Discos e pastilhas excessivamente desgastados.

**CAUSA** Possível contaminação do material de fricção por areia, lama ou terra ou retorno incompleto da engrenagem da pinça.

**RESULTADO** Desgaste excessivo de uma ou mais pastilhas do travão, resultando ser um problema quando a pastilha não for equipada com um indicador de desgaste.

**SOLUÇÃO**

- Substitua as pastilhas.
- Controle o estado do disco e a espessura mínima.
- Se necessário, substitua ambos os discos no eixo.




**APARÊNCIA** Material de fricção da pastilha contaminado.

**CAUSA** Contaminação por uma substância oleosa ou solvente.

**RESULTADO** Redução no desempenho da travagem e possível desequilíbrio durante a travagem.

**SOLUÇÃO**

- Substitua as pastilhas.
- Controle os discos no eixo.
- Identifique qualquer vazamento de fluido na sede da roda ou em outros componentes próximos.




**APARÊNCIA** O material de fricção inclui partes de metal do disco.

**CAUSA** Alta temperatura gerada entre a pastilha do travão e o disco em condições de chuva ou humidade elevada.

**RESULTADO** O disco afectado por este problema produz o ruído típico de metal estridente durante a travagem.

**SOLUÇÃO**

- Substitua as pastilhas.
- Controle o estado do disco e a espessura mínima.
- Se necessário, substitua ambos os discos no eixo.




**APARÊNCIA** Desgaste irregular da pastilha do travão.

**CAUSA** Uma das pinças ficou presa ou não retorna correctamente para a posição de repouso.

**RESULTADO** Redução no desempenho da travagem e possível desequilíbrio no eixo envolvido, durante a travagem.

**SOLUÇÃO**

- Substitua as pastilhas.
- As pinças do travão devem ser controladas.



**APARÊNCIA** Material de fricção da pastilha vidrado.

**CAUSA** Força muito baixa aplicada nos travões, ou seja, travagens com velocidade e pressão baixas.

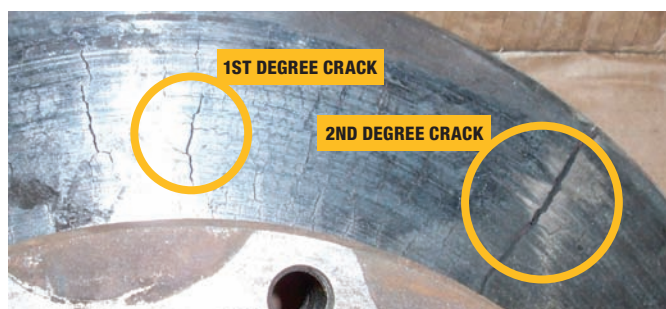
**RESULTADO** Redução no desempenho de travagem e ruído típico (guincho) durante a travagem.

**SOLUÇÃO**

- Se o envidraçamento não é demasiado intenso, pode tentar recondicionar a superfície por alguns quilómetros com travagem média/dura, caso contrário substitua as pastilhas.
- Controle o estado do disco e a espessura mínima.



A inspecção periódica do sistema de travagem é essencial. Recomenda-se, quando for necessário substituir os discos de travão, substituir também as pastilhas do travão por segurança. Ambos os componentes de um mesmo eixo devem ser sempre substituídos juntos.




**APARÊNCIA** A superfície do disco apresenta 1º e 2º grau de fissura.

**CAUSA** Uso demasiado intensivo dos travões, devido à carga rebocada ou à pesada carga transportada.

**RESULTADO** Possível colapso mecânico inesperado do disco, particularmente com 2º grau de fissura.

**SOLUÇÃO**

- Substituição obrigatória de discos de travão e pastilhas, particularmente com 2º grau de fissura, quando uma das fissuras se desloca de dentro para fora.
- As pinças do travão devem ser controladas.




**APARÊNCIA** Bordas danificadas no material de fricção. (desintegração da borda).

**CAUSA** A pastilha do travão ficou presa na pinça. As peças usadas não respeitam os tamanhos e as especificações correctos.

**RESULTADO** Deterioração precoce da pastilha e desgaste irregular do disco.

**SOLUÇÃO**

- Substitua as pastilhas.
- Controle o funcionamento correcto da pinça.
- Controle o estado do disco e a espessura mínima.
- Se necessário, substitua ambos os discos no eixo.




**APARÊNCIA** Pastilhas no mesmo eixo apresentando desgaste irregular.

**CAUSA** Retorno incorrecto de uma pinça no mesmo eixo.

**RESULTADO** Se o eixo envolvido é o direccional, esta falha pode resultar em instabilidade do veículo ao libertar o travão.

**SOLUÇÃO**

- Substitua as pastilhas.
- Controle o funcionamento correcto da pinça.
- Controle o estado do disco e a espessura mínima.
- Se necessário, substitua ambos os discos no eixo.




**APARÊNCIA** Pastilha com fissuras na superfície.

**CAUSA** Carga em excesso ou alta temperatura do material de fricção.

**RESULTADO** Possível desprendimento do material de fricção, resultando numa redução do desempenho da travagem.

**SOLUÇÃO**

- Substitua as pastilhas.
- Controle o funcionamento correcto da pinça.
- Controle o estado do disco e a espessura mínima.
- Se necessário, substitua ambos os discos no eixo.



**APARÊNCIA** Material de fricção destacado.

**CAUSA** Carga transportada em excesso ou travagens demasiado fortes, juntamente com a escolha de peças de reposição inadequadas.

**RESULTADO** Redução no desempenho de travagem e ruído típico (guincho) durante a travagem.

**SOLUÇÃO**

- Substitua as pastilhas.
- Controle o estado do disco e a espessura mínima.
- Apesar de ter um indicador de desgaste, é necessário controlar o estado da pastilha a cada normal visita de controlo do travão na oficina e/ou a cada seis meses.



**APARÊNCIA** Disco com tonalidades azuis, indicando uma mudança física devido ao superaquecimento.


**CAUSA** Uso intensivo dos travões para travagem prolongada ou travagem inadequada nas descidas.

**RESULTADO** Superaquecimento do disco de travão que pode resultar em distorção da superfície de contacto e fissuras.

**SOLUÇÃO**

- Substituição obrigatória de discos de travão e pastilhas.
- Durante os primeiros 250 km após a substituição, a travagem brusca deve ser evitada, a fim de permitir o correcto assentamento dos componentes recém-instalados.

# CV PROBLEMEN OPSPOREN - REMBLOKKEN EN -SCHIJVEN




**AANZICHT** Het oppervlak van de remschijf is gegroefd.

**OORZAAK** Remblokken met een te ruw wrijvingsmateriaal of nieuwe remblokken gemonteerd op overmatig versleten remschijven.

**EFFECT** Afname van het remvermogen en een mogelijk verlies van de balans op de as tijdens het remmen.

**OPLOSSING**

- De remblokken vervangen.
- Controleer de staat en de minimum dikte van de remschijf. Vervang de remschijf als dit nodig is.
- Controleer de kwaliteit van de gebruikte reserveonderdelen.




**AANZICHT** Overmatige slijtage remblokken en -schijven.

**OORZAAK** Het wrijvingsmateriaal is mogelijk vervuild geraakt met zand, modder of aarde of het mechanisme van de remklauw keert niet helemaal terug.

**EFFECT** Overmatige slijtage van een of meer remblokken hetgeen resulteert in schade als de remblok niet van een slijtage-indicator voorzien is.

**OPLOSSING**

- De remblokken vervangen.
- Controleer de staat en de minimum dikte van de remschijf.
- Vervang, indien noodzakelijk de beide remschijven op de as.




**AANZICHT** Wrijvingsmateriaal remblok vuil.

**OORZAAK** Vervuild met een olieachtige substantie of een oplosmiddel.

**EFFECT** Afname van het remvermogen en een mogelijk verlies van de balans tijdens het remmen.

**OPLOSSING**

- De remblokken vervangen.
- Controleer de remschijven op de as.
- Spoor mogelijke lekken uit de naven of andere omringende componenten op.




**AANZICHT** Metal pick up in het frictiemateriaal.

**OORZAAK** Bij nat weer ontstaan hoge temperaturen tussen de remschoen en de remschijf.

**EFFECT** Slijtage van de remschijf met een typisch metaalachtig geluid tijdens het remmen.

**OPLOSSING**

- De remblokken vervangen.
- Controleer de staat en de minimum dikte van de remschijf.
- Vervang, indien noodzakelijk de beide remschijven op de as.




**AANZICHT** Remblok ongelijk afgesleten.

**OORZAAK** Een van de remklauwen hapert of kan niet in de ruststand terugkeren.

**EFFECT** Afname van het remvermogen en een mogelijk verlies van de balans op de as tijdens het remmen.

**OPLOSSING**

- De remblokken vervangen.
- Controleer de remklauwen.



**AANZICHT** Wrijvingsmateriaal remblok licht verglaasd.

**OORZAAK** Remmen zeer weinig belast, bijv. remmen bij lage snelheid en met lage druk.

**EFFECT** Afname van het remvermogen en typische geluiden (piepende rem) tijdens het remmen.

**OPLOSSING**

- Probeer het oppervlak te herstellen als de glazige laag niet te dik is door een aantal kilometer lang gemiddeld/hard te remmen of vervang de remblokken.
- Controleer de staat en de minimum dikte van de remschijf.



Een regelmatige controle van het remsysteem is essentieel. Wegens veiligheidsredenen raden we u aan om tevens de remblokken te vervangen als u de remschijven vervangt. De remblokken en -schijven moeten beiden op de as gemonteerd zijn.




**AANZICHT** Het oppervlak van de remschijf vertoont eerste- en tweedegraads barsten.

**OORZAAK** Remmen te intensief gebruikt omwille van de rijomstandigheden of de vervoerde lading.

**EFFECT** Mogelijk onverwacht falen van de remschijf, met name in het geval van tweedegraads barsten.

**OPLOSSING**

- Verplicht de remblokken en -schijven vervangen, met name in het geval van tweedegraads barsten als een van de barsten van buiten naar binnen loopt.
- Controleer de remklauwen.




**AANZICHT** De randen van het wrijvingsmateriaal zijn beschadigd (verkrumeling).

**OORZAAK** Het remblok is in de remklauw bekneld geraakt. De gebruikte onderdelen stemmen niet overeen met de aangegeven afmetingen en specificaties.

**EFFECT** Vroegtijdige slijtage van het remblok en oneven slijtage van de remschijf.

**OPLOSSING**

- De remblokken vervangen.
- Controleer of de remklauw correct functioneert.
- Controleer de staat en de minimum dikte van de remschijf.
- Vervang, indien noodzakelijk de beide remschijven op de as.




**AANZICHT** Remblokken op dezelfde as zijn ongelijk afgesleten.

**OORZAAK** Een van de remklauwen op dezelfde as keert niet goed terug.

**EFFECT** Instabiliteit van het voertuig tijdens het loslaten van de rem als dit probleem zich aan de aandrijfas voordoet.

**OPLOSSING**

- De remblokken vervangen.
- Controleer of de remklauw correct functioneert.
- Controleer de staat en de minimum dikte van de remschijf.
- Vervang, indien noodzakelijk, de beide remschijven op de as.




**AANZICHT** Het oppervlak van de remblok vertoont barsten.

**OORZAAK** Overbelasting of te hoge temperatuur wrijvingsmateriaal.

**EFFECT** Mogelijk losraken van het wrijvingsmateriaal en een afname van het remvermogen.

**OPLOSSING**

- De remblokken vervangen.
- Controleer of de remklauw correct functioneert.
- Controleer de staat en de minimum dikte van de remschijf.
- Vervang, indien noodzakelijk de beide remschijven op de as.



**AANZICHT** Wrijvingsmateriaal remblok laat los.

**OORZAAK** Mogelijke overbelasting of hard remmen in combinatie met het gebruik van ongeschikte onderdelen.

**EFFECT** Afname van het remvermogen en typische geluiden (piepende rem) tijdens het remmen.

**OPLOSSING**

- De remblokken vervangen.
- Controleer de staat en de minimum dikte van de remschijf.
- Ondanks de slijtage-indicator moet de staat van het remblok tijdens elke normale remcontrole in de garage en/of elke zes maanden gecontroleerd worden.



**AANZICHT** Blauwe strepen op de remschijf duiden op een fysieke wijziging als gevolg van oververhitting.

**OORZAAK** Intensief gebruik van de remmen of te lang remmen of verkeerd remmen bergaf.

**EFFECT** Oververhitting van de remschijf kan leiden tot vervorming en het ontstaan van barsten in het contactoppervlak.

**OPLOSSING**

- Verplichte vervanging de remblokken en -schijven.
- Gedurende de eerste 250 km na de vervanging moet hard remmen vermeden worden zodat de nieuw componenten zich correct kunnen zetten.


# ТАБЛИЦА ОПРЕДЕЛЕНИЯ ПРИЧИН НЕИСПРАВНОСТЕЙ ТОРМОЗНЫХ КОЛОДОК И ДИСКОВ ДЛЯ КОММЕРЧЕСКИХ АВТОМОБИЛЕЙ




<b>ВНЕШНИЙ ВИД</b>	Царапины на рабочей поверхности диска.
<b>ПРИЧИНА</b>	Фрикционный материал колодок слишком грубый для диска или новые колодки были установлены на сильно изношенные диски.
<b>РЕЗУЛЬТАТ</b>	Снижение эффективности торможения. Возможно проявление нерасчетного распределения усилий при торможении на соответствующей оси.
<b>СПОСОБ УСТРАНЕНИЯ</b>	<ul style="list-style-type: none"> <li>• Замените колодки.</li> <li>• Проверьте состояние диска и его минимальную толщину. Если потребуется, замените диск.</li> <li>• Проверьте качество установленных запасных деталей.</li> </ul>




<b>ВНЕШНИЙ ВИД</b>	Чрезмерный износ тормозных дисков и колодок.
<b>ПРИЧИНА</b>	Возможное попадание песка, грязи или земли во фрикционный материал или неполный возврат шестерни тормозного суппорта.
<b>РЕЗУЛЬТАТ</b>	Слишком сильно изношена одна или несколько тормозных колодок; если колодка не оснащена датчиком износа – риск возникновения повреждений.
<b>СПОСОБ УСТРАНЕНИЯ</b>	<ul style="list-style-type: none"> <li>• Замените колодки.</li> <li>• Проверьте состояние диска и его минимальную толщину.</li> <li>• Если потребуется, замените оба диска на оси.</li> </ul>




<b>ВНЕШНИЙ ВИД</b>	Загрязнение фрикционного материала колодок.
<b>ПРИЧИНА</b>	Загрязнение рабочей поверхности колодки маслосодержащими веществами или растворителями.
<b>РЕЗУЛЬТАТ</b>	Снижение эффективности торможения. Возможно проявление нерасчетного распределения усилий при торможении.
<b>СПОСОБ УСТРАНЕНИЯ</b>	<ul style="list-style-type: none"> <li>• Замените колодки.</li> <li>• Проверьте состояние дисков на соответствующей оси.</li> <li>• Проверьте отсутствие утечек из ступиц и расположенных рядом с ними компонентов.</li> </ul>



<b>ВНЕШНИЙ ВИД</b>	Металлические вкрапления на рабочей поверхности колодки.
<b>ПРИЧИНА</b>	Высокая температура между тормозной колодкой и диском во влажных условиях.
<b>РЕЗУЛЬТАТ</b>	Износ тормозного диска и характерный металлический скрежет при торможении.
<b>СПОСОБ УСТРАНЕНИЯ</b>	<ul style="list-style-type: none"> <li>• Замените колодки.</li> <li>• Проверьте состояние диска и его минимальную толщину.</li> <li>• Если потребуется, замените оба диска на оси.</li> </ul>



<b>ВНЕШНИЙ ВИД</b>	Неравномерный износ тормозной колодки.
<b>ПРИЧИНА</b>	Заклинивание в одном из тормозных суппортов.
<b>РЕЗУЛЬТАТ</b>	Снижение эффективности торможения. Возможно проявление нерасчетного распределения усилий при торможении на соответствующей оси.
<b>СПОСОБ УСТРАНЕНИЯ</b>	<ul style="list-style-type: none"> <li>• Замените колодки.</li> <li>• Проверьте состояние тормозных суппортов.</li> </ul>




<b>ВНЕШНИЙ ВИД</b>	“Остекленение” рабочей поверхности тормозных колодок.
<b>ПРИЧИНА</b>	К тормозам прилагается очень малая нагрузка, то есть тормоза используются на низкой скорости и при небольшом давлении.
<b>РЕЗУЛЬТАТ</b>	Снижение эффективности торможения и характерный шум (скрежет) во время торможения.
<b>СПОСОБ УСТРАНЕНИЯ</b>	<ul style="list-style-type: none"> <li>• Если изменение выражено не так сильно, можно попытаться восстановить поверхность. Для этого проедьте некоторое расстояние с приложением средней/большой нагрузки на тормоза. В противном случае замените тормозные колодки.</li> <li>• Проверьте состояние диска и его минимальную толщину.</li> </ul>




Очень важно периодически проверять тормозную систему. В целях безопасности мы рекомендуем заменять тормозные колодки всякий раз, когда заменяются тормозные диски. Замену колодок и дисков необходимо выполнять с обеих сторон оси.




<b>ВНЕШНИЙ ВИД</b>	Присутствие на поверхности диска трещин 1-ой и 2-ой степеней.
<b>ПРИЧИНА</b>	Слишком интенсивное использование тормозов, связанное с характеристиками трассы или с перевозимым грузом.
<b>РЕЗУЛЬТАТ</b>	Вероятность неожиданного механического разрушения тормозного диска, в особенности, если на нем присутствуют трещины 2-ой степени.
<b>СПОСОБ УСТРАНЕНИЯ</b>	<ul style="list-style-type: none"> <li>• В обязательном порядке замените тормозные диски и колодки; это тем более важно, если на диске есть трещины 2-ой степени, одна из которых идет от наружного диаметра к внутреннему диаметру диска.</li> <li>• Проверьте состояние тормозных суппортов.</li> </ul>




<b>ВНЕШНИЙ ВИД</b>	Выкрашивание кромки фрикционного материала (раскрошенные края).
<b>ПРИЧИНА</b>	Заедание тормозной колодки в суппорте. Используемые компоненты имеют неправильные размеры и не соответствуют спецификациям.
<b>РЕЗУЛЬТАТ</b>	Преждевременный износ тормозной колодки и неравномерный износ диска.
<b>СПОСОБ УСТРАНЕНИЯ</b>	<ul style="list-style-type: none"> <li>• Замените колодки.</li> <li>• Проверьте правильность работы тормозного суппорта.</li> <li>• Проверьте состояние диска и его минимальную толщину.</li> <li>• Если потребуется, замените оба диска на оси.</li> </ul>




<b>ВНЕШНИЙ ВИД</b>	Неравномерный износ тормозных колодок, расположенных на одной оси.
<b>ПРИЧИНА</b>	Неправильный возврат колодок в суппорте при торможении на одной и той же оси.
<b>РЕЗУЛЬТАТ</b>	Если речь идет о направляющей оси, то эта неисправность может привести к неустойчивости при отпуске тормозов.
<b>СПОСОБ УСТРАНЕНИЯ</b>	<ul style="list-style-type: none"> <li>• Замените колодки.</li> <li>• Проверьте правильность работы тормозного суппорта.</li> <li>• Проверьте состояние диска и его минимальную толщину.</li> <li>• Если потребуется, замените оба диска на оси.</li> </ul>



<b>ВНЕШНИЙ ВИД</b>	Трещины на рабочей поверхности колодки.
<b>ПРИЧИНА</b>	Избыточная нагрузка или сильный нагрев фрикционного материала.
<b>РЕЗУЛЬТАТ</b>	Возможный отрыв фрикционного материала с последующим снижением эффективности торможения.
<b>СПОСОБ УСТРАНЕНИЯ</b>	<ul style="list-style-type: none"> <li>• Замените колодки.</li> <li>• Проверьте правильность работы тормозного суппорта.</li> <li>• Проверьте состояние диска и его минимальную толщину.</li> <li>• Если потребуется, замените оба диска на оси.</li> </ul>




<b>ВНЕШНИЙ ВИД</b>	Скол фрикционного материала.
<b>ПРИЧИНА</b>	Вероятные причины – перевозка чрезмерно тяжелого груза, интенсивное торможение или использование неподходящих компонентов тормозной системы.
<b>РЕЗУЛЬТАТ</b>	Снижение эффективности торможения и характерный шум (скрежет) при торможении.
<b>СПОСОБ УСТРАНЕНИЯ</b>	<ul style="list-style-type: none"> <li>• Замените колодки.</li> <li>• Проверьте состояние диска и его минимальную толщину.</li> <li>• Даже если на автомобиле установлен датчик износа, при каждом регламентном техосмотре в автомастерской и/или раз в полгода проверяйте состояние колодок.</li> </ul>




<b>ВНЕШНИЙ ВИД</b>	Синие полосы на диске, свидетельствующие о структурном изменении материала из-за перегрева.
<b>ПРИЧИНА</b>	Интенсивное использование тормозов при продолжительном торможении или неправильное торможение при спуске под наклоном.
<b>РЕЗУЛЬТАТ</b>	Перегрев тормозного диска, из-за которого могли образоваться искривления и трещины на контактной поверхности.
<b>СПОСОБ УСТРАНЕНИЯ</b>	<ul style="list-style-type: none"> <li>• В обязательном порядке замените тормозные диски и колодки.</li> <li>• Во время проезда первых 250 км после замены тормозных дисков и колодок избегайте резких торможений, чтобы произошла правильная приработка новых установленных деталей.</li> </ul>


# WYSTĘPUJĄCE PROBLEMY TECHNICZNE - KLOCKI I TARCZE HAMULCOWE SAMOCHODÓW CIĘŻAROWYCH




<b>OBJAWY</b>	Powierzchnia tarczy jest porysowana.
<b>PRZYCZYNA</b>	Klocki wyposażone w materiał cierny zbyt ostry dla tarczy lub założono nowe klocki na nadmiernie zużyte tarcze.
<b>SKUTEK</b>	Obniżenie wydajności hamowania oraz możliwe zaburzenie równowagi na dotkniętej problemem osi podczas hamowania.
<b>ROZWIĄZANIE</b>	<ul style="list-style-type: none"><li>• Wymienić klocki.</li><li>• Sprawdzić stan tarczy i jej grubość minimalną.</li></ul> W razie konieczności wymienić tarczę. <ul style="list-style-type: none"><li>• Sprawdzić jakość wykorzystanych części zamiennych.</li></ul>




<b>OBJAWY</b>	Nadmierne zużycie tarcz i klocków.
<b>PRZYCZYNA</b>	Możliwe zanieczyszczenie materiału ciernego piaskiem, błotem lub ziemią lub niewłaściwie działający zacisk – niepełny powrót do stanu spoczynkowego.
<b>SKUTEK</b>	Nadmierne zużycie jednego lub więcej klocków, skutkujące dalszymi uszkodzeniami, gdy klocek nie został wyposażony we wskaźnik zużycia.
<b>ROZWIĄZANIE</b>	<ul style="list-style-type: none"><li>• Wymienić klocki.</li><li>• Sprawdzić stan tarczy i jej grubość minimalną.</li><li>• W razie konieczności wymienić obydwie tarcze na osi.</li></ul>




<b>OBJAWY</b>	Materiał cierny klocka jest zanieczyszczony.
<b>PRZYCZYNA</b>	Zanieczyszczenie substancją oleistą lub rozpuszczalnikiem.
<b>SKUTEK</b>	Obniżenie wydajności hamowania oraz możliwe zaburzenie równowagi podczas hamowania.
<b>ROZWIĄZANIE</b>	<ul style="list-style-type: none"><li>• Wymienić klocki.</li><li>• Sprawdzić tarcze hamulcowe na osi.</li><li>• Zidentyfikować wszelkie wycieki płynów z piast lub innych pobliskich elementów.</li></ul>



<b>OBJAWY</b>	Kawałki metalu w materiale ciernym klocka.
<b>PRZYCZYNA</b>	Wysoka temperatura powstająca pomiędzy klockiem a tarczą hamulcową podczas hamowania w mokrych warunkach.
<b>SKUTEK</b>	Zużycie dotkniętej problemem tarczy hamulcowej z typowym odgłosem trucia metalu w trakcie hamowania.
<b>ROZWIĄZANIE</b>	<ul style="list-style-type: none"><li>• Wymienić klocki.</li><li>• Sprawdzić stan tarczy i jej grubość minimalną.</li><li>• W razie konieczności wymienić obydwie tarcze na osi.</li></ul>



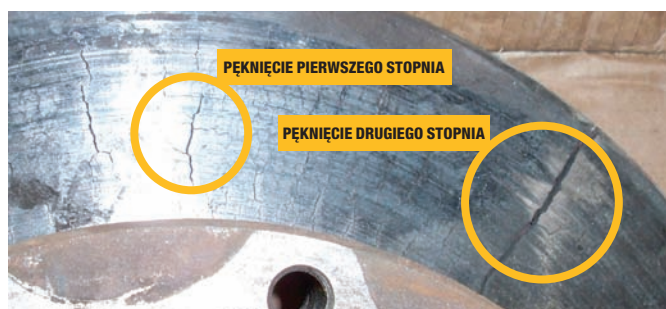
<b>OBJAWY</b>	Nierówne zużycie klocka hamulcowego.
<b>PRZYCZYNA</b>	Jeden z zacisków zablokował się lub nie wraca poprawnie do pozycji spoczynkowej.
<b>SKUTEK</b>	Obniżenie wydajności hamowania oraz możliwe zaburzenie równowagi na dotkniętej problemem osi podczas hamowania.
<b>ROZWIĄZANIE</b>	<ul style="list-style-type: none"><li>• Wymienić klocki.</li><li>• Należy sprawdzić zaciski hamulcowe.</li></ul>




<b>OBJAWY</b>	Materiał cierny klocka zeszkłony.
<b>PRZYCZYNA</b>	Bardzo niskie obciążenie hamulców, tj. delikatne hamowanie przy małej sile nacisku na pedał i niskiej prędkości.
<b>SKUTEK</b>	Obniżenie wydajności hamowania oraz typowy hałas (pisk) w trakcie hamowania.
<b>ROZWIĄZANIE</b>	<ul style="list-style-type: none"><li>• Jeżeli zeszklenie powierzchni nie jest zbyt zaawansowane można spróbować usunięcia tej warstwy materiału ciernego przez hamowanie o średniej i dużej intensywności na pewnym odcinku jazdy. Jeżeli ten zabieg nie przyniesie poprawy należy wymienić klocki hamulcowe.</li><li>• Sprawdzić stan tarczy i jej grubość minimalną.</li></ul>



Okresowa kontrola układu hamulcowego jest niezbędna. Ze względów bezpieczeństwa zaleca się, w razie konieczności wymiany tarcz hamulcowych, wymienić także klocki. Na całej osi należy zawsze wymienić wszystkie klocki i tarcze hamulcowe.




<b>OBJAWY</b>	Pęknięcia pierwszego i drugiego stopnia na powierzchni tarczy.
<b>PRZYCZYNA</b>	Nadmiernie intensywne korzystanie z hamulców z uwagi na właściwości drogi lub przewożony ciężar.
<b>SKUTEK</b>	Możliwe nieprzewidziane rozpadnięcie się tarczy, szczególnie w przypadku pęknięć drugiego stopnia.
<b>ROZWIĄZANIE</b>	<ul style="list-style-type: none"> <li>• Konieczna jest wymiana tarcz i klocków hamulcowych, szczególnie w przypadku pęknięć drugiego stopnia, tzn. gdy jedno z pęknięć przebiega od średnicy zewnętrznej do średnicy wewnętrznej tarczy.</li> <li>• Należy sprawdzić zaciski hamulcowe.</li> </ul>




<b>OBJAWY</b>	Uszkodzone krawędzie materiału ciernego (kruszenie się krawędzi).
<b>PRZYCZYNA</b>	Zablokowanie się klocka hamulcowego w zacisku. Zastosowane części nie posiadają prawidłowych wymiarów i specyfikacji.
<b>SKUTEK</b>	Przedwczesne pogorszenie się stanu klocka i nierówne zużycie tarczy.
<b>ROZWIĄZANIE</b>	<ul style="list-style-type: none"> <li>• Wymienić klocki.</li> <li>• Sprawdzić prawidłowość działania zacisków.</li> <li>• Sprawdzić stan tarczy i jej grubość minimalną.</li> <li>• W razie konieczności wymienić obydwie tarcze na osi.</li> </ul>




<b>OBJAWY</b>	Nierówne zużycie klocków na tej samej osi.
<b>PRZYCZYNA</b>	Niewłaściwie działające zaciski - nieprawidłowy powrót zacisku do stanu spoczynkowego.
<b>SKUTEK</b>	Jeżeli dana oś jest osią kierującą, usterka ta może spowodować niestabilność pojazdu w trakcie uwalniania hamulca.
<b>ROZWIĄZANIE</b>	<ul style="list-style-type: none"> <li>• Wymienić klocki.</li> <li>• Sprawdzić prawidłowość działania zacisków.</li> <li>• Sprawdzić stan tarczy i ich grubość minimalną.</li> <li>• W razie konieczności wymienić obydwie tarcze na osi.</li> </ul>



<b>OBJAWY</b>	Pęknięcia powierzchni klocka.
<b>PRZYCZYNA</b>	Nadmierne obciążenie lub wysoka temperatura materiału ciernego.
<b>SKUTEK</b>	Możliwe odrywanie się części materiału ciernego, skutkujące obniżeniem wydajności hamowania.
<b>ROZWIĄZANIE</b>	<ul style="list-style-type: none"> <li>• Wymienić klocki.</li> <li>• Sprawdzić prawidłowość działania zacisków.</li> <li>• Sprawdzić stan tarczy i jej grubość minimalną.</li> <li>• W razie konieczności wymienić obydwie tarcze na osi.</li> </ul>



<b>OBJAWY</b>	Odpadnięcie części materiału ciernego.
<b>PRZYCZYNA</b>	Możliwe nadmierne obciążenie lub intensywne hamowanie w połączeniu z doбором nieprawidłowych części.
<b>SKUTEK</b>	Obniżenie wydajności hamowania oraz typowy hałas (pisk) w trakcie hamowania.
<b>ROZWIĄZANIE</b>	<ul style="list-style-type: none"> <li>• Wymienić klocki.</li> <li>• Sprawdzić stan tarczy i jej grubość minimalną.</li> <li>• Pomimo posiadania wskaźnika zużycia, należy sprawdzać stan klocka w trakcie każdej normalnej kontroli hamulców w warsztacie i/lub co sześć miesięcy.</li> </ul>



<b>OBJAWY</b>	Niebieskie paski na tarczy, wskazujące na fizyczną zmianę materiału tarczy wynikającą z przegrzania.
<b>PRZYCZYNA</b>	Intensywne wykorzystywanie hamulców w przedłużonym hamowaniu lub nieprawidłowe hamowanie w trakcie jazdy w dół.
<b>SKUTEK</b>	Przegrzewanie się tarczy hamulcowej może powodować odkształcenia powierzchni stykowej i pęknięcia tarczy.
<b>ROZWIĄZANIE</b>	<ul style="list-style-type: none"> <li>• Konieczna jest wymiana tarcz i klocków hamulcowych.</li> <li>• W trakcie pierwszych 250 km po wymianie należy unikać ostrego hamowania w celu umożliwienia prawidłowego ułożenia się nowo zamontowanych elementów.</li> </ul>

# TECHNICAL SUPPORT MATERIALS

TECHNISCHE UNTERSTÜTZUNGSMATERIALIEN - SUPPORT TECHNIQUE - MATERIALE TECNICO DI SUPPORTO - MATERIAIS DE APOIO TÉCNICO - TECHNICAL SUPPORT MATERIAL - МАТЕРИАЛЫ ПО ТЕХНИЧЕСКОЙ ПОДДЕРЖКЕ - MATERIAŁY WSPARCIA TECHNICZNEGO

## BRAKELININGFAULTS

<h3>POOR BEDDING-IN</h3> <p><b>MAIN REASONS:</b></p> <ul style="list-style-type: none"> <li>• Thin disc or large thin lining surface</li> <li>• Bedding is started for the lining over the wheel</li> <li>• Disc wear</li> </ul> <p><b>POSSIBLE CONSEQUENCES:</b></p> <ul style="list-style-type: none"> <li>• The wear pattern differs across the pad, which can lead to uneven wear</li> <li>• Local deformation</li> </ul> <p><b>SOLUTION:</b></p> <ul style="list-style-type: none"> <li>• Using rollers to help thin actual disc diameter</li> <li>• Bedding is started for the lining over the wheel</li> <li>• Disc wear</li> </ul>	<h3>DEEP IRREGULAR CIRCUMFERENTIAL GROOVES</h3> <p><b>MAIN REASONS:</b></p> <ul style="list-style-type: none"> <li>• Large particles loose in the brake</li> <li>• The pad does not conform to the requirements</li> </ul> <p><b>POSSIBLE CONSEQUENCES:</b></p> <ul style="list-style-type: none"> <li>• Uneven lining wear</li> <li>• Uneven disc wear</li> <li>• Noise</li> </ul> <p><b>SOLUTION:</b></p> <ul style="list-style-type: none"> <li>• Check components. Replace springs and pins if required</li> <li>• Disc as appropriate</li> </ul>	<h3>SCARRED LINING SURFACE</h3> <p><b>MAIN REASONS:</b></p> <ul style="list-style-type: none"> <li>• Poor disc condition or bad timing</li> <li>• Disc too worn</li> </ul> <p><b>POSSIBLE CONSEQUENCES:</b></p> <ul style="list-style-type: none"> <li>• High noise level</li> <li>• Excessive vibration at high speed</li> <li>• Excessive disc wear</li> <li>• Excessive air resistance</li> </ul> <p><b>SOLUTION:</b></p> <ul style="list-style-type: none"> <li>• Replace springs and adjust parking brake</li> </ul>	<h3>UNEVEN LINING SURFACE</h3> <p><b>MAIN REASONS:</b></p> <ul style="list-style-type: none"> <li>• Wrong adjusted or worn disc bearings</li> </ul> <p><b>POSSIBLE CONSEQUENCES:</b></p> <ul style="list-style-type: none"> <li>• Uneven lining wear</li> <li>• Noise</li> </ul> <p><b>SOLUTION:</b></p> <ul style="list-style-type: none"> <li>• Replace springs, replace wheel bearings and adjust or grease them as appropriate</li> </ul>
<h3>SURFACE CRACKING</h3> <p><b>MAIN REASONS:</b></p> <ul style="list-style-type: none"> <li>• Excessive disc temperature. As vehicle starts to roll, disc is not fully cooled</li> <li>• Disc is not fully cooled before next use</li> <li>• Disc is not fully cooled before next use</li> </ul> <p><b>POSSIBLE CONSEQUENCES:</b></p> <ul style="list-style-type: none"> <li>• High noise level</li> <li>• Excessive vibration at high speed</li> <li>• Excessive disc wear</li> <li>• Excessive air resistance</li> </ul> <p><b>SOLUTION:</b></p> <ul style="list-style-type: none"> <li>• Disc as appropriate</li> </ul>	<h3>LARGE FRACTURES IN LINING SURFACE</h3> <p><b>MAIN REASONS:</b></p> <ul style="list-style-type: none"> <li>• Excessive disc temperature</li> <li>• Excessive vibration at high speed</li> <li>• Excessive disc wear</li> <li>• Excessive air resistance</li> </ul> <p><b>POSSIBLE CONSEQUENCES:</b></p> <ul style="list-style-type: none"> <li>• High noise level</li> <li>• Excessive vibration at high speed</li> <li>• Excessive disc wear</li> <li>• Excessive air resistance</li> </ul> <p><b>SOLUTION:</b></p> <ul style="list-style-type: none"> <li>• Disc as appropriate</li> </ul>	<h3>BUILD UP OF DIRT BETWEEN LINING AND BRAKE SHOE</h3> <p><b>MAIN REASONS:</b></p> <ul style="list-style-type: none"> <li>• Excessive disc temperature</li> <li>• Excessive vibration at high speed</li> <li>• Excessive disc wear</li> <li>• Excessive air resistance</li> </ul> <p><b>POSSIBLE CONSEQUENCES:</b></p> <ul style="list-style-type: none"> <li>• High noise level</li> <li>• Excessive vibration at high speed</li> <li>• Excessive disc wear</li> <li>• Excessive air resistance</li> </ul> <p><b>SOLUTION:</b></p> <ul style="list-style-type: none"> <li>• Disc as appropriate</li> </ul>	
<h3>STEPS IN THE LINING SURFACE</h3> <p><b>MAIN REASONS:</b></p> <ul style="list-style-type: none"> <li>• Excessive disc temperature</li> <li>• Excessive vibration at high speed</li> <li>• Excessive disc wear</li> <li>• Excessive air resistance</li> </ul> <p><b>POSSIBLE CONSEQUENCES:</b></p> <ul style="list-style-type: none"> <li>• High noise level</li> <li>• Excessive vibration at high speed</li> <li>• Excessive disc wear</li> <li>• Excessive air resistance</li> </ul> <p><b>SOLUTION:</b></p> <ul style="list-style-type: none"> <li>• Disc as appropriate</li> </ul>	<h3>LINING SURFACE TAPERED</h3> <p><b>MAIN REASONS:</b></p> <ul style="list-style-type: none"> <li>• Excessive disc temperature</li> <li>• Excessive vibration at high speed</li> <li>• Excessive disc wear</li> <li>• Excessive air resistance</li> </ul> <p><b>POSSIBLE CONSEQUENCES:</b></p> <ul style="list-style-type: none"> <li>• High noise level</li> <li>• Excessive vibration at high speed</li> <li>• Excessive disc wear</li> <li>• Excessive air resistance</li> </ul> <p><b>SOLUTION:</b></p> <ul style="list-style-type: none"> <li>• Disc as appropriate</li> </ul>	<h3>CRACKS AROUND RIVET HOLES</h3> <p><b>MAIN REASONS:</b></p> <ul style="list-style-type: none"> <li>• Excessive disc temperature</li> <li>• Excessive vibration at high speed</li> <li>• Excessive disc wear</li> <li>• Excessive air resistance</li> </ul> <p><b>POSSIBLE CONSEQUENCES:</b></p> <ul style="list-style-type: none"> <li>• High noise level</li> <li>• Excessive vibration at high speed</li> <li>• Excessive disc wear</li> <li>• Excessive air resistance</li> </ul> <p><b>SOLUTION:</b></p> <ul style="list-style-type: none"> <li>• Disc as appropriate</li> </ul>	<h3>BURNT LINING SURFACE</h3> <p><b>MAIN REASONS:</b></p> <ul style="list-style-type: none"> <li>• Excessive disc temperature</li> <li>• Excessive vibration at high speed</li> <li>• Excessive disc wear</li> <li>• Excessive air resistance</li> </ul> <p><b>POSSIBLE CONSEQUENCES:</b></p> <ul style="list-style-type: none"> <li>• High noise level</li> <li>• Excessive vibration at high speed</li> <li>• Excessive disc wear</li> <li>• Excessive air resistance</li> </ul> <p><b>SOLUTION:</b></p> <ul style="list-style-type: none"> <li>• Disc as appropriate</li> </ul>
<h3>GROOVED LINING SURFACE</h3> <p><b>MAIN REASONS:</b></p> <ul style="list-style-type: none"> <li>• Excessive disc temperature</li> <li>• Excessive vibration at high speed</li> <li>• Excessive disc wear</li> <li>• Excessive air resistance</li> </ul> <p><b>POSSIBLE CONSEQUENCES:</b></p> <ul style="list-style-type: none"> <li>• High noise level</li> <li>• Excessive vibration at high speed</li> <li>• Excessive disc wear</li> <li>• Excessive air resistance</li> </ul> <p><b>SOLUTION:</b></p> <ul style="list-style-type: none"> <li>• Disc as appropriate</li> </ul>	<h3>CIRCUMFERENTIAL GROOVES</h3> <p><b>MAIN REASONS:</b></p> <ul style="list-style-type: none"> <li>• Excessive disc temperature</li> <li>• Excessive vibration at high speed</li> <li>• Excessive disc wear</li> <li>• Excessive air resistance</li> </ul> <p><b>POSSIBLE CONSEQUENCES:</b></p> <ul style="list-style-type: none"> <li>• High noise level</li> <li>• Excessive vibration at high speed</li> <li>• Excessive disc wear</li> <li>• Excessive air resistance</li> </ul> <p><b>SOLUTION:</b></p> <ul style="list-style-type: none"> <li>• Disc as appropriate</li> </ul>	<h3>GRAFFY LINING SURFACE</h3> <p><b>MAIN REASONS:</b></p> <ul style="list-style-type: none"> <li>• Excessive disc temperature</li> <li>• Excessive vibration at high speed</li> <li>• Excessive disc wear</li> <li>• Excessive air resistance</li> </ul> <p><b>POSSIBLE CONSEQUENCES:</b></p> <ul style="list-style-type: none"> <li>• High noise level</li> <li>• Excessive vibration at high speed</li> <li>• Excessive disc wear</li> <li>• Excessive air resistance</li> </ul> <p><b>SOLUTION:</b></p> <ul style="list-style-type: none"> <li>• Disc as appropriate</li> </ul>	<h3>DIRT ON THE LINING SURFACE</h3> <p><b>MAIN REASONS:</b></p> <ul style="list-style-type: none"> <li>• Excessive disc temperature</li> <li>• Excessive vibration at high speed</li> <li>• Excessive disc wear</li> <li>• Excessive air resistance</li> </ul> <p><b>POSSIBLE CONSEQUENCES:</b></p> <ul style="list-style-type: none"> <li>• High noise level</li> <li>• Excessive vibration at high speed</li> <li>• Excessive disc wear</li> <li>• Excessive air resistance</li> </ul> <p><b>SOLUTION:</b></p> <ul style="list-style-type: none"> <li>• Disc as appropriate</li> </ul>

### VARIABILITY TEST

Material	BERAL	Competitor 1	Competitor 2	Competitor 3	Competitor 4
Compressibility 07 (2000 g)	Average: 108	105	102	101	98
Min. Max	111-107	102-108	100-103	100-102	98-102
Compressibility 08 (2000 g)	Average: 108	105	102	101	98
Min. Max	111-107	102-108	100-103	100-102	98-102
Range	5	6	7	8	9

The results prove that BERAL offers some of the lowest - and therefore some of the best - variability factors on the market. We beat the competition at both ISO 9 and ISO 10. This higher quality prevents the friction material from shearing off the back plate while driving. What's more, it ensures longer brake pad life with lower maintenance costs - which equals increased vehicle lifetime.

**BERAL IS CONCERNED ABOUT YOUR HEALTH AND OUR ENVIRONMENT**

At BERAL, we understand that heavy and toxic metals have a major impact on air quality and outdoor safety - not to mention they ultimately pollute the environment. Many of the competitor pads currently in the market still contain dangerous metals in their friction materials. The table below shows the ecological ranking for non-substance emissions provided by the EU in its Protocol for Heavy Metals.

Grade	Friction Material is free from the following:
Grade 1	As per EC Directive 2002/40/EC
Grade 2	As per EC Directive 2002/40/EC and its components
Grade 3	As per EC Directive 2002/40/EC and its components
Grade 4	As per EC Directive 2002/40/EC and its components
Grade 5	As per EC Directive 2002/40/EC and its components
Grade 6	As per EC Directive 2002/40/EC and its components

BERAL puts your safety first. We are one of the very first brake product manufacturers to exclude any dangerous metals such as antimony and lead, and have achieved a grading of ECO-1E. We use only safe raw materials that are of a higher quality and ensure improved compressibility and low wear.

### COMPONENT TESTING

Main Component	BERAL	Competitor 1	Competitor 2	Competitor 3	Competitor 4
Steel	✓	✓	✓	✓	✓
Aluminum	✓	✓	✓	✓	✓
Copper	✓	✓	✓	✓	✓
Chromium	✓	✓	✓	✓	✓
Nickel	✓	✓	✓	✓	✓
Carbon	✓	✓	✓	✓	✓
Iron	✓	✓	✓	✓	✓
Lead	✓	✓	✓	✓	✓
Antimony	✓	✓	✓	✓	✓
Mercury	✓	✓	✓	✓	✓
Lead	✓	✓	✓	✓	✓

### COMPRESSIBILITY & HEAVY METALS

## COMPETITOR TEST

# BERAL DURABILITY & SAFETY IS PROVEN ONCE AGAIN

Whether you run a fleet of commercial vehicles or just repair them, one of your biggest concerns is keeping them on the road, running smoothly without accidents or unnecessary downtime. Brake quality and brake performance are key in achieving this.

**STABLE FRICTION COMPRESSIBILITY IS THE MOST VALID MEASURE OF BRAKE PAD QUALITY**

The compressibility of a brake pad's friction material should be within certain limits. It should be hard enough to ensure good pedal feel, minimal wear and sufficient power transfer from the pads to the disc. And at the same time it should be elastic enough to ensure sufficient grip on different disc surfaces. This makes it arguably the most important indicator of manufacturing process quality. Ideally, brake friction compressibility is constant throughout the pad. So the less variation in compressibility values, the better the durability, safety and quality you get.

The variation is determined by many factors, including:

- the quality of the raw material (especially in the friction material area)
- the way the friction material has been mixed
- the quality and consistency of the pressing process
- monitoring during the press-cooling process
- cracks in the friction material
- the bonding process between friction material and back plate

**A DIRECT CORRELATION TO MAINTENANCE REQUIREMENTS AND POTENTIAL ON-ROAD ACCIDENTS**

A high variation in brake friction compressibility can cause excessive brake wear. It can also decrease brake performance and consistency. Each of these issues can drastically shorten service intervals, and performance consistency issues might even pose a threat to the driver's safety.

**BERAL PADS HAVE SOME OF THE LOWEST COMPRESSIBILITY VARIATIONS YOU WILL FIND**

We compared the compressibility of BERAL pads to that of competitor pads, measuring the compressibility in multiple areas of the friction material. The table shows the range between the maximum and minimum compressibility values.

Go to [www.fmecat.eu](http://www.fmecat.eu) to download material

# NEW TO RANGE

NEU IM PROGRAMM - NOUVEAUTÉS - NUOVI INSERIMENTI - NOVO NA GAMA  
NIEUW IN HET GAMMA - НОВИHKИ - NOWOŚĆ W PROGRAMIE



BERAL-REFERENZ/ PART	MATERIAL	ALT/OLD WVA	BREMSSYSTEM/BRAKE SYSTEM	HINWEISE/ COMMENTS
23 901 18,50 40 4	4260	21 592	ATE	
29 088 26,00 40 4	4568		WABCO PAN17	Zubehör separat erhältlich / accessories available separately
29 122 22,00 41 4	4020	29 122	BREMBO	
29 123 20,00 41 4	4496	29 123	BREMBO	
29 159 30,00 40 4	4568		WABCO PAN 19-1	Zubehör separat erhältlich / accessories available separately
29 159 30,00 40 4	4567		WABCO PAN 19-1	Zubehör separat erhältlich / accessories available separately
29 159 30,00 40 4	4569		WABCO PAN 19-1	
29 177 29,00 41 4	4572		ARM VGT195	
29 179 30,00 41 4	4576		KNORR SB/SN7	Heavy-Duty version
29 179 30,00 41 4	7083		KNORR SB/SN7	Scania version
29 179 30,00 42 4	4550		KNORR SB/SN7	Verschleißsensor für Bova gehört nicht zum Lieferum- fang / Wear indicator for Bova included in the pad box
29 180 29,00 41 4	4562		ARM DX225	Besondere Anwendungen / Special applications
29 190 19,70 42 3	4156	29 190	BOSCH	
29 195 30,00 41 4	4581		HALDEX DB22LT	
29 203 29,00 41 4	4567		ARM Elsa225-1	New material
29 207 30,00 41 4	4581		HALDEX DB19	
29 218 29,00 41 4	4567		ARM Elsa225-3 (ex-PNG)	New material
29 229 20,70 41 4	4401	29 229	BREMBO	
29 231 22,70 41 3	4156	29 231	BREMBO	
29 232 20,70 41 4	4156	29 232	BREMBO	
29 244 35,00 41 3	7221		KNORR SL7	
29 246 35,00 41 3	7121		KNORR SM7	
29 253 30,00 41 4	4569	29179	KNORR SB/SN7	Pro Tec S <sup>®</sup> technology
29 253 30,00 41 4	4550	29179	KNORR SB/SN7	Pro Tec S <sup>®</sup> technology
29 253 30,00 41 4	4567	29179	KNORR SB/SN7	Pro Tec S <sup>®</sup> technology for DAF Trucks
29 256 27,00 40 4	3422		BREMBO 2X68	
BCR282A			Knorr	
BCR303A			Meritor B-Duco	
BCR307A			Knorr	
BCR308A			Knorr	
BCR313A			Brembo	
BCR314A			Brembo	
BCR315A			Brembo	
BCR316A			Brembo	
BCR317A			Brembo	
BCR318A			Knorr	
BCR319A			Knorr	
BCR320A			Brembo	
BCR321A			Brembo	
BCR322A				
BCR329A			Brembo	
BCR330A			Knorr	
BCR331A			Knorr	
BCR332A			Brembo	
BCR336A				
BCR338A			Brembo	
BCR341A				
BCR342A			Brembo	
BCR343A			Brembo	



# HOW TO USE


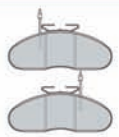



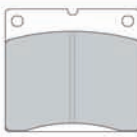
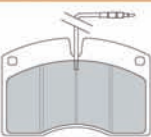
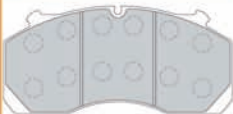

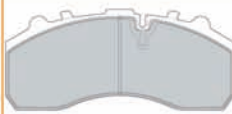
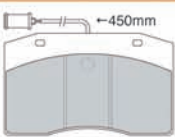
HINWEISE ZUR BENUTZUNG - COMMENT UTILISER CE CATALOGUE - LEGENDA - COMO UTILIZAR - GEBRUIKSAANWIJZING - КАК ИСПОЛЬЗОВАТЬ - JAK KORZYSTAĆ Z KATALOGU

...MERCEDES-BENZ											
Axor											
1823 --1843, 2523 --2543, 2623 -- 2628, 3228 170-315kW	01/02-->	F	29 253 30,00 41 4	4	29 253	FCV4296PTS	430	248	109	30	BCR145A
		R	29 253 30,00 41 4	4	29 253	FCV4296PTS	430	248	109	30	BCR145A
Econic											
1823 LL, 1828 LL, 2628 LL 170-205kW	03/98-->	F	29 253 30,00 41 4	4	29 253	FCV4296PTS	430	248	109	30	BCR145A
		R	29 253 30,00 41 4	4	29 253	FCV4296PTS	430	248	109	30	BCR145A
LK/LN2-Series (11 to)											
1114 AK 95-100kW 1114 O, LO 95-100kW	02/87--> 12/85-->	F	19 506 13,40 00 6	4	19 844	MB/104/1	360	130	160	►13,5	93058 UAI202
		F	19 506 15,40 00 6	4	19 844	MB/105/2	360	172	160	►13,4	93058 UAI202
1114 L, K, S 95-100kW 1117 A 116-125kW	03/84--> 06/87-->	F	19 506 15,40 00 6	4	19 844	MB/113/1	364	131	160	►15,5	10/88--> 93058 UAI202
		F	19 506 15,40 00 6	4	19 506	MB/114/2	364	172	160	►15,4	93058 UAI202
1117 LO 125kW /170PS 1117 O, LO 116-125kW	03/96--> 03/84-->	R	19 506 13,40 00 6	4	19 844	MB/104/1	360	130	160	►13,5	93058 UAI202
		R	19 506 13,40 00 6	4	19 506	MB/105/2	360	172	160	►13,4	93058 UAI202
1117 S, LS 116-125kW 1117 L, K 116-125kW	04/84--> 02/87-->	R	19 506 15,40 00 6	4	19 844	MB/113/1	364	131	160	►15,5	10/88--> 93058 UAI202
		R	19 506 15,40 00 6	4	19 506	MB/114/2	364	172	160	►15,4	93058 UAI202

1	Disc pad and lining set	Bremsbelagsatz und Trommelbremsbeläge	Jeu de plaquettes Jeu de garnitures	Serie pastiglie ceppi	Pastilha de disco Jogo de calços	Remblokken Set en Remvoeringen	Комплект тормозных колодок/накладок	Klocek hamulcowy i zestaw okładzin
2	Comments	Kommentare	Commentaires	Note	Comentários	Opmerkingen	Комментарии	Uwagi
3	Rivet reference	Nieten-Ref.	Référence de Rivet	Codice rivetto	Refª. do rebite	Referentie klinknagel	Артикул заклепки	Nr referencyjny nita
4	Wear Indicator	Verschleissanzeiger	Témoin d'usure	Indicatore d'usura	Avisador de desgaste	Slijtageindicator	Датчик износа	Czujnik zużycia
5	Accessory Kit	Zubehörkit	Accessoires	Kit accessori	Jogo de acessórios	Accesoires	Установочный комплект	Zestaw akcesoriów
6	Disc reference	Bremsscheiben-Ref.	Référence de Disque	Codice disco	Refª. do disco	Referentie remschijf	Артикул диска	Nr referencyjny tarczy
7	Front/Rear Fitment	Vorder-/Hinterschachse	Montage avant/arrière	Anteriore/posteriore	Aplicação Dianteira/Traseira	Montage voor/achter	Местоположение - передняя/задняя ось	Przednie/tylne mocowanie
8	Brake Pad quick reference image	Abbildungen Scheibenbremsbeläge	mini-dessin plaquette	Sagoma pastiglia	Guia rápido das pastilhas de travão	Afbeeldingen remblokken	Трафарет и краткие характеристики стики тормозных колодок	Rysunek klocka do szybkiej identyfikacji
9	Wear indicator image and dimensions	Abmasse und Zeichnungen Verschleissanzeiger	Image et dimensions témoin d'usure	Disegno e dimensioni indicatore d'usura	Imagem e dimensões do avisador	Slijtageindicator, afbeelding en afmetingen	Эскиз и размеры датчика износа	Rysunek i wymiary czujnika zużycia
10	Disc Technical Guide	Scheibenindex	Guide technique disques	Tabella dischi	Guia técnico do disco	Technische gids remschijven	Техническое руководство по тормозным дискам	Przewodnik techniczny tarczy
11								
12	Holes	Löcher	Trous	Fori	Orifícios	Gaten	Отверстия	Otwory
13	Studs	Ansatzbolzen	Goujons	Colonnette	Pernos	Bouten	Штифты	Śruby
14	ABS	ABS	ABS	ABS	ABS	ABS	ABS	ABS




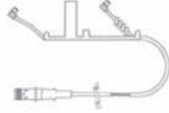
## MAN - MERCEDES BENZ

8

 <p><b>20 984 17,00 41 5</b> 1708 BDX</p> 	<p><b>21 576 19,00 40 3</b> 4507 ATE</p> 	<p><b>21 621 17,00 40 3</b> 4507 ATE</p> 	<p><b>29 053 30,00 41 4</b> 4567, 4568 MER</p> 	<p><b>29 063 21,50 41 4</b> 1721 BRE</p> 
<p><b>29 072 19,20 41 8</b> 1708 BRE</p> 	<p><b>29 150 30,00 41 4</b> 4567 (&gt; 80 km/h) BRE</p> 	<p><b>29 156 30,00 41 4</b> 4567, 4568 MER</p> 	<p><b>29 179 30,00 41 4</b> 4550 MER</p> 	<p><b>29 186 20,00 41 6</b> 3450 BRE</p> 

MAN - N

9

<p><b>UAI164</b> ↔ 290mm 2</p> 	<p><b>FWI246</b> ↔ 210mm 2</p> 	<p><b>FWI278</b> ↔ 189mm 2</p> 	<p><b>UAI103</b> ↔ 238mm 2+2</p> 	<p><b>UAI162</b> ↔ 400mm 2</p> 
--	--	--	---	--


















10

11

12

13

14

				A	B	C	D		Kg		ABS
<b>BCR122A</b>			324	30.0	27.0	111	165	12x13	13.0		✓
<b>BCR127A</b>			350	30.0	26.0	73	145	16x12,1	13.0		✓
<b>BCR144A</b>			438	45.0	35.0	135	200	10xM16	35.4		✓
<b>BCR153A</b>			276	22.0	19.0	76	85	5x15 1x9/17	6.6		

# BERAL PNEUMATIC BENCH RIVETING MACHINE

PNEUMATISCHE BERAL NIETMASCHINE - RIVETEUSE PNEUMATIQUE BERAL - MACCHINA RIVETTATRICE BERAL

Art. Nr. / Ref.-No.99503



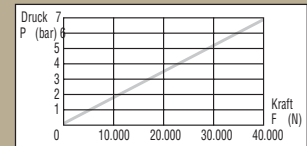
In kompakter Bauweise, mit praktischer Werkzeughalterung und Fußventil, weiches Nieten durch gedämpften Arbeitshub, mit nur vier Schrauben auf jeder Werkbank zu montieren.

### Technische Daten:

Max. Betriebsdruck \_\_\_\_\_ 7 bar  
 Nietkraft \_\_\_\_\_ 40.000 N  
 Werkzeughub \_\_\_\_\_ 30 mm  
 Werkzeughalter  
 Schaft-Ø \_\_\_\_\_ 12,7 mm (1/2")  
 Nietamboßaufnahme \_\_\_\_\_ Ø 20 mm  
 Maschinenhöhe \_\_\_\_\_ 795 mm  
 Breite \_\_\_\_\_ 250 mm  
 Tiefe incl. Stellrad \_\_\_\_\_ 620 mm  
 Verpackung: \_\_\_\_\_ 920 x 695 x 360 mm  
 Gewicht ca. \_\_\_\_\_ netto 83 kg  
 \_\_\_\_\_ brutto 100 kg

### Arbeitsdrucktabelle

Der zum Ab- und Aufnieten erforderliche Arbeitsdruck ist auf dem Diagrammschild an der Maschine ablesbar und wird am Reduzierventil eingestellt.



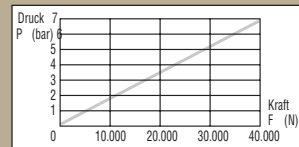
Compact Design, with practical tool holder and with foot pedal control, damped working stroke gives smooth riveting force. It can be mounted on any workbench by four bolts.

### Technical data:

Max. air pressure \_\_\_\_\_ 7 bar  
 Max. riveting force \_\_\_\_\_ 40.000 N  
 Bore of press piston \_\_\_\_\_ 30 mm  
 Bore of plunger \_\_\_\_\_ Ø 12,7 mm (1/2")  
 Depth of riveting anvil \_\_\_\_\_ Ø 20 mm  
 Height of machine \_\_\_\_\_ 795 mm  
 Width of machine \_\_\_\_\_ 250 mm  
 Depth of machine \_\_\_\_\_ 620 mm  
 Packaging: \_\_\_\_\_ 920 x 695 x 360 mm  
 net \_\_\_\_\_ 83 kg  
 gross \_\_\_\_\_ 100 kg

### Pressure table

The air pressure settings needed for de-riveting and riveting are show on the diagram plate on the machine itself. Set the pressure reducing valve to this setting.



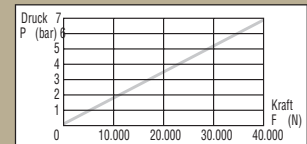
Machine compacte, avec porte-outil pratique et pédale de commande, rivetage en douceur en raison d'une course amortie, montable sur chaque établi avec quatre vis seulement.





### Caractéristiques techniques:

Pression max de service \_\_\_\_\_ 7 bar  
 Force max de rivetage \_\_\_\_\_ 40.000 N  
 Course du piston \_\_\_\_\_ 30 mm  
 Porte-enclume  
 du poinçon \_\_\_\_\_ Ø 12,7 mm (1/2")  
 Porte-enclume de rivetage \_\_\_\_\_ Ø 20 mm  
 Hauteur de la machine \_\_\_\_\_ 795 mm  
 Largeur de la machine \_\_\_\_\_ 250 mm  
 Profondeur de la machine \_\_\_\_\_ 620 mm  
 Emballage: \_\_\_\_\_ 920 x 695 x 360 mm  
 Poids net \_\_\_\_\_ 83 kg  
 Poids brut \_\_\_\_\_ 100 kg

### Tableau des pressions de travail

La pression indispensable au rivetage et dérivetage figure sur le diagramme de la machine et est réglée au moyen de la valve de réduction.



Werkzeuge einzeln:	Ø mm	Best.-Nr./Ref.-No.
Entnietler 	5	99 583 05,00 90
Deriveter	6	99 583 06,00 90
Dériveteuse	8	99 583 08,00 90
Chiodatrice	10	99 583 10,00 90
Nieterstempel 	5	99 583 05,00 91
Riveter	6	99 583 06,00 91
Riveteuse	8	99 583 08,00 91
Chiodatrice	10	99 583 10,00 91
Nietamboß 	5	99 583 05,00 92
Rivet anvil	6	99 583 06,00 92
Enclume de rivet	8	99 583 08,00 92
Incudine chiodi	10	99 583 10,00 92
Entnietamboß 	1 Stück	99 583 00,00 93
Derivet anvil		
Enclume de dérivetage		
Incudine per schiodare		
Kompletter satz Complete set		99 583 00,00 9999 00 5



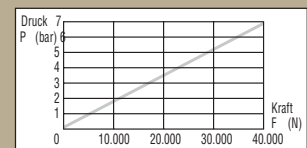
Linea compatta con pratico porta-utensili e valvola a pedale a sede piana, chiodatura mediante corsa operativa smorzata, fissabile su qualsiasi banco di lavoro mediante sole quattro viti.

### Dati tecnici:

Pressione operativa massima \_\_\_\_\_ 7 bar  
 Forza di chiodatura  
 massima \_\_\_\_\_ 40.000 N  
 Corsa pistone ribaditore \_\_\_\_\_ 30 mm  
 Alloggiamento utensile  
 di chiodatura \_\_\_\_\_ Ø 12,7 mm (1/2")  
 Sede per incudine  
 di chiodatura \_\_\_\_\_ Ø 20 mm  
 Altezza macchina \_\_\_\_\_ 795 mm  
 Larghezza macchina \_\_\_\_\_ 250 mm  
 Profondità macchina \_\_\_\_\_ 620 mm  
 Imballaggio: \_\_\_\_\_ 920 x 695 x 360 mm  
 Peso netto \_\_\_\_\_ 83 kg  
 Peso lordo \_\_\_\_\_ 100 kg

### Diagramma delle pressioni operative

La targhetta con diagramma applicata sulla macchina indica la pressione operativa necessaria per la chiodatura e schiodatura. Questa pressione viene impostata mediante la valvola riduttrice.







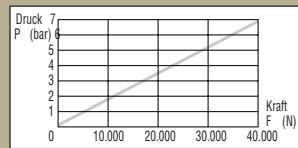
Desenho compacto, com suporte prático para ferramentas e com pedal de controle, amortecimento da força de rebiteagem. Pode ser montado em qualquer bancada com quatro parafusos de fixação.

**Dados técnicos:**

Pressão máx. de ar \_\_\_\_\_ 7 bares  
Força máx. de rebiteagem \_\_\_\_\_ 40.000N  
Curso do pistão \_\_\_\_\_ 30mm  
Furo do pino  
de pressão \_\_\_\_\_ Ø 12,7mm (1/2")  
Profundidade da bigorna  
de rebiteagem \_\_\_\_\_ Ø 20mm  
Altura da máquina \_\_\_\_\_ 795mm  
Largura da máquina \_\_\_\_\_ 250mm  
Profundidade da máquina \_\_\_\_\_ 620mm  
Embalagem: \_\_\_\_\_ 920 x 695 x 360 mm  
Peso neto \_\_\_\_\_ 83Kg  
Peso bruto \_\_\_\_\_ 100Kg

**Tabela de pressões**

As configurações de pressão de ar necessária para a extração e rebiteagem são mostradas num diagrama colocado na própria máquina. Definir a pressão da válvula de redução de acordo com a configuração.



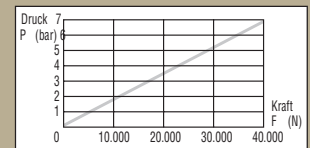
Компактное исполнение, удобное крепление инструмента, управление ножной педалью, плавная клепка благодаря специальной конструкции. Может утанавливаться на любой верстак путем крепления четырьмя болтами.

**Технические данные:**

Максимальное давление  
воздуха \_\_\_\_\_ 7 бар  
Максимальная клепальная  
усилие \_\_\_\_\_ 40.000 Н  
Диаметр поршня пресса \_\_\_\_\_ 30 мм  
Диаметр плунжера \_\_\_\_\_ Ø 12,7 мм (1/2")  
Зажим клепального  
инструмента \_\_\_\_\_ 20 мм  
Высота машины \_\_\_\_\_ 795 мм  
Ширина машины \_\_\_\_\_ 250 мм  
Глубина машины \_\_\_\_\_ 620 мм  
Размер упаковки: \_\_\_\_\_ 920 x 695 x 360 мм  
Нетто \_\_\_\_\_ 83 кг  
Брутто \_\_\_\_\_ 100 кг

**Таблица давления**

Необходимые для наклепки и расклепки параметры давления воздуха указаны на табличке-диаграмме, расположенной непосредственно на машине. Давление устанавливается с помощью клапана-регулятора давления.



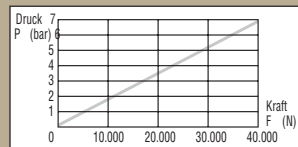
Compacte machine, met praktische houder voor greedschap en met pedaalbediening. Geleidelijke nietkracht door gedempte arbeidsslag. Kan op elke werkbank worden bevestigd met 4 bouten.

**Technische gegevens:**

Max. Luchtdruk \_\_\_\_\_ 7 bar  
Max. Nietkracht \_\_\_\_\_ 40.000 N  
Boring zuiger \_\_\_\_\_ 30 mm  
Boring drevelr \_\_\_\_\_ Ø 12,7 mm (1/2")  
Aambeeld \_\_\_\_\_ Ø 20 mm  
Hoogte \_\_\_\_\_ 795 mm  
Breedte \_\_\_\_\_ 250 mm  
Diepte \_\_\_\_\_ 620 mm  
Verpakking: \_\_\_\_\_ 920 x 695 x 360 mm  
Gewicht netto \_\_\_\_\_ 83 kg  
Gewicht bruto \_\_\_\_\_ 100 kg

**Tabel met werkdrukken**

De benodigde druk om te riveteren en te intnieten bevinden zich op een diagram bevestigd op de machine. Stel de drukkelp in volgens deze gegevens.



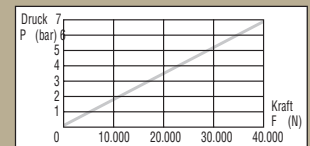
Kompaktowa konstrukcja, z praktycznym uchwytem do narzędzi i z kontrolą przy pomocy pedału. Tłumienie roboczego skoku umożliwia wytworzenie płynnej siły nitującej. Urządzenie może być zamontowane na każdym miejscu roboczym przy pomocy czterech śrub.

**Dane techniczne:**

Maks. ciśnienie powietrza \_\_\_\_\_ 7 barów  
Maks. siła nitowania \_\_\_\_\_ 40 000 N  
Średnica tłoka \_\_\_\_\_ 30 mm  
Średnica narzędzia \_\_\_\_\_ Ø 12,7 mm (1/2")  
Głębokość kowadła  
nitującego \_\_\_\_\_ Ø 20 mm  
Wysokość urządzenia \_\_\_\_\_ 795 mm  
Szerokość urządzenia \_\_\_\_\_ 250 mm  
Głębokość urządzenia \_\_\_\_\_ 620 mm  
Wymiary opakowania  
\_\_\_\_\_ 920 x 695 x 360 mm  
Waga netto \_\_\_\_\_ 83 kg  
Waga całkowita \_\_\_\_\_ 100 kg

**Tabela ciśnień**

Ciśnienia powietrza konieczne do przeprowadzenia usuwania nitów i nitowania są podane na płytce przytwierdzonej do maszyny. Zawór regulacyjny ciśnienia należy ustawić zgodnie z podanymi wartościami.







Werkzeuge einzeln:	Ø mm	Best.-Nr./Ref.-No.
Extração Deriveter Инструмент для удаления заклепок Narzędzie do usuwania nitów	5 6 8 10	99 583 05,00 90 99 583 06,00 90 99 583 08,00 90 99 583 10,00 90
Rebiteagem Riveter Клепальный инструмент Narzędzie do nitowania	5 6 8 10	99 583 05,00 91 99 583 06,00 91 99 583 08,00 91 99 583 10,00 91
Bigorna de rebiteagem Riveteeraambeeld Клепальная наковальня Kowadło do nitowania	5 6 8 10	99 583 05,00 92 99 583 06,00 92 99 583 08,00 92 99 583 10,00 92
Bigorna de extração Deriveteeraambeeld Наковальня для удаления заклепок Kowadło do usuwania nitów	1 Stück	99 583 00,00 93
Jogo completo Volledige set Полный комплект Zestaw kompletny		99 583 00,00 9999 00 5

# STANDARD RIVETS

NORM-NIETEN - RIVETS STANDARDS - RIBATTINI STANDARD

	Type Type Tipo Tipo	Best.- No Ref. - No. No. ordin. Ref. -No	Schaft- Ø Shank Dia Ø tige Ø stelo Mm	Länge Length Longueur Lunghezza Mm	Kopf - Ø Head Dia. Ø tête Ø testa Mm	Winkel Angle Angle Angolo
<b>German Type</b>	4 x 8	93020	4	8	7.5	180 °
<b>Steel tubular rivets to DIN 7338 C</b>	4 x 10	93021	4	10	7.5	180 °
The first figure indicates the shank diameter, the second figure the shank length in mm.	5 x 10	93038	5	10	9.5	180 °
	6 x 10	93047	6	10	11.5	180 °
<b>Deutsche Norm</b>	6 x 12	93048	6	12	11.5	180 °
<b>Stahlrohrnieten nach DIN 7338 C</b>	6 x 15	93049	6	15	11.5	180 °
Die erste Ziffer kennzeichnet den Schaftdurchmesser, die zweite die Schaftlänge in mm.	10 x 17	93074	10	17	18.5	180 °
<b>Norme allemande</b>	10 x 18	93067	10	18	18.5	180 °
<b>Rivets tubulaires en acier suivant norme allemande DIN 7338 C</b>	10 x 20	93068	10	20	18.5	180 °
Le premier chiffre indique le diamètre, le deuxième la longueur de la tige en mm.						
<b>Norma tedesca</b>						
<b>Ribattini tubolari acciaio DIN 7338 C</b>						
La prima cifra indica il diametro e la seconda la lunghezza dello stelo in mm.						
<b>Steel semi-tubular rivets, galvanized to DIN 7338 B</b>	5 x 12	93234	5	12	9.5	180 °
<b>Stahlhalbhohnnieten, verzinkt entspr. DIN 7338 B</b>	5 x 15	93235	5	15	9.5	180 °
<b>Rivets semi-tubulaires en acier suivant norme allemande DIN 7338 B</b>	8 x 15	93251	8	15	15.5	180 °
<b>Ribattini semitubolari di acciaio DIN 7338 B</b>	8 x 18	93252	8	18	15.5	180 °
<b>Stepped tubular rivets, galvanized steel</b>	8 x 12	93057	8	12	15.5	180 °
<b>Hohlstufennieten aus Stahl, verzinkt</b>	8 x 15	93058	8	15	15.5	180 °
<b>Rivets creux étagés en acier galvanisé</b>	8 x 18	93059	8	18	15.5	180 °
<b>Ribattini tubolari a gradino di acciaio zincato</b>	8 x 20	93060	8	20	15.5	180 °
<b>Special rivets (Steel semi-tubular), galvanized</b>	5 x 15	93275	5	15	12	180 °
<b>Sondernieten (Stahlhalbhohl), verzinkt</b>	5 x 15	93281	5	15	12	150 °
<b>Rivets spéciaux (semi-tubulaires), galvanisés</b>	6.65 x 18	93280	6.65	18	12	180 °
<b>Ribattini speciali (semitubolari), zincati</b>						
<b>New British Standard Type 3575</b>	L 8	93683	6.35	12.7	11.90	150 °
<b>Steel semi-tubular rivets</b>	L 8.5	93680	6.35	13.5	11.90	150 °
<b>Neue britische Norm 3575</b>	L 9	93684	6.35	14.3	11.90	150 °
<b>Stahlhalbhohnnieten</b>	L 10	93685	6.35	15.9	11.90	150 °
<b>Nouveaux rivets anglais standardisés 3575</b>	L 11	93686	6.35	17.5	11.90	150 °
<b>Rivets semi-tubulaires en acier</b>	L 12	93687	6.35	19.1	11.90	150 °
<b>Nuova norma britannica 3575</b>						
<b>Ribattini semitubolari di acciaio</b>						

						
Tipo Type Тип Typ	Ref. n° Onderdeel- nummer Номер детали Nr referencji	Diâmetro da haste Dia schacht Диаметр заклепки Średnica uchwyty Mm	Comprimento Lengte Длина Długość Mm	Diâmetro da cabeça Dia kop Диаметр шляпки Średnica łba Mm	Angulo Hoek Угол Kąt	
<b>Rebites em aço tubular tipo germânico DIN 7338 C.</b> O primeiro valor indica o diâmetro da haste, o segundo o comprimento da haste em mm. <b>Duits type</b> Stalen, holle klinknagels volgens DIN 7338 C Het eerste getal verwijst naar de schachtdiameter, het tweede getal naar de schachtlengte. <b>Немецкий стандарт.</b> Стальные трубчатые заклепки DIN 7338 C. Первая цифра обозначает диаметр цилиндрической части заклепки, вторая цифра - длину цилиндрической части в мм. <b>Typ niemiecki</b> Stalowy nit rurowy zgodnie z normą DIN 7338 C Pierwsza liczba podaje średnicę uchwyty, druga długość uchwyty w mm.	4 x 8	93020	4	8	7.5	180 °
	4 x 10	93021	4	10	7.5	180 °
	5 x 10	93038	5	10	9.5	180 °
	6 x 10	93047	6	10	11.5	180 °
	6 x 12	93048	6	12	11.5	180 °
	6 x 15	93049	6	15	11.5	180 °
	10 x 17	93074	10	17	18.5	180 °
	10 x 18	93067	10	18	18.5	180 °
	10 x 20	93068	10	20	18.5	180 °
Rebites em aço semi-tubular, galvanizados DIN 7338 B	5 x 12	93234	5	12	9.5	180 °
Stalen, gegalvaniseerde half holle klinknagels volgens DIN 7338 B	5 x 15	93235	5	15	9.5	180 °
Стальные полутрубчатые заклепки с гальваническим покрытием DIN 7338 B	8 x 15	93251	8	15	15.5	180 °
8 x 18	93252	8	18	15.5	180 °	
Stalowy, galwanizowany nit pół-rurowy zgodnie z normą DIN 7338 B						
Rebites tubulares com degrau em aço galvanizado	8 x 12	93057	8	12	15.5	180 °
"Stepped" holle klinknagels, gegalvaniseerd staal	8 x 15	93058	8	15	15.5	180 °
Стальные ступенчатые трубчатые заклепки с гальваническим покрытием	8 x 18	93059	8	18	15.5	180 °
8 x 20	93060	8	20	15.5	180 °	
Stopniowany, galwanizowany stalowy nit rurowy						
Rebires especiais (semi-tubulares em aço) galvanizados	5 x 15	93275	5	15	12	180 °
Speciale klinknagels (Staal, half hol), gegalvaniseerd	5 x 15	93281	5	15	12	150 °
Заклепки специального типа (стальные полутрубчатые) с гальваническим покрытием	6.65 x 18	93280	6.65	18	12	180 °
Nitty specjale (stalowy pół-rurowy), galwanizowane						
Rebites semi-tubulares com a nova norma britanica tipo 3575	L 8	93683	6.35	12.7	11.90	150 °
L 8.5	93680	6.35	13.5	11.90	150 °	
Nieuwe Britse standaard Type 3575	L 9	93684	6.35	14.3	11.90	150 °
Stalen half holle klinknagels	L 10	93685	6.35	15.9	11.90	150 °
Новый Британский стандарт, тип 3575.	L 11	93686	6.35	17.5	11.90	150 °
Стальные полутрубчатые заклепки	L 12	93687	6.35	19.1	11.90	150 °
Nowe wg British Standard Type 3575 stalowe pół-rurowe nity						



# WVA



!

**IVECO****Daily**

52.10 15" Hydraulic Brakes, 52.15 15" Hydraulic	F	<b>29 012 18,00 41 3</b>	4	29 012	FVR709	280	149	69	18				<b>BCR104A</b>
---	---	--------------------------	---	--------	--------	-----	-----	----	----	--	--	--	----------------

**Daily**

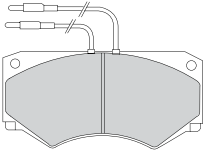
All Models 35.12 Turbo All Models 40.10W (Turbo) All Models 45.10 (Turbo) All Models 49.10 (Turbo)	1986→1996 1989→05/96 1985→ 1985→1986 1986→1989 1989→1996	R	<b>15 039 08,00 60 3</b>	2 2	15 742 15 039	MB/80/2	270 270	211 244	79 79	8,0 8,0		93038 93038	
All Models 49.10, 49.12 (Turbo)	1991→05/96	R	<b>17 313 12,90 60 3</b>	2 2	17 313 17 318	PB/23/1 PB/26/1	310 310	236 280	100 100	12,9 12,9		93048 93048	

**Daily I**

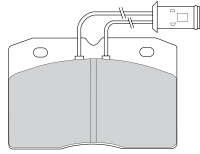
30.8 76kW	01/78→	F	<b>21 188 18,30 40 3*</b>	4	21 188	FVR511	267	110	73	18	04/86→12/89, * use/verwenden FVR511			<b>DDF254</b>
			<b>29 041 18,30 41 4*</b>	4	29 041	FVR655	266.5	110	73	18	01/90→05/96, * use/verwenden FVR655			<b>BCR274A</b>
			<b>29 038 18,30 40 3*</b>	4	29 038	FVR713	266.5	110	73	18	01/90→05/96 * use/verwenden FVR713			<b>BCR274A</b>
			<b>29 121 20,30 41 4</b>	4	29 121	FVR1102	290	165	66	20	05/96→	UA1115		<b>BCR139A</b>
		R	<b>29 121 20,30 41 4</b>	4	29 121	FVR1102	289	165	66	20	05/96→	UA1115		<b>BCR140A</b>
35.10 76kW	01/85→	F	<b>29 041 18,30 41 4*</b>	4	29 041	FVR655	266.5	110	73	18	01/90→05/96 * use/verwenden FVR655			<b>BCR274A</b>
			<b>21 188 18,30 40 3*</b>	4	21 188	FVR511	267	110	73	18	* use/verwenden FVR511			<b>DDF254</b>
			<b>29 121 20,30 41 4</b>	4	29 121	FVR1102	290	165	66	20	05/96→	UA1115		<b>BCR139A</b>
			<b>29 121 20,30 41 4</b>	4	29 121	FVR1102	289	165	66	20	05/96→	UA1115		<b>BCR140A</b>
35.8 76kW	01/78→	F	<b>21 188 18,30 40 3*</b>	4	21 188	FVR511	267	110	73	18	04/86→12/89, * use/verwenden FVR511			<b>DDF254</b>
			<b>29 041 18,30 41 4*</b>	4	29 041	FVR655	266.5	110	73	18	01/90→05/96, Opt * use/verwenden FVR655			<b>BCR274A</b>
			<b>29 121 20,30 41 4</b>	4	29 121	FVR1102	290	165	66	20	05/96→	UA1115		<b>BCR139A</b>
			<b>29 121 20,30 41 4</b>	4	29 121	FVR1102	289	165	66	20	05/96→	UA1115		<b>BCR140A</b>
35.12 76kW	01/90→	F	<b>29 041 18,30 41 4*</b>	4	29 041	FVR655	266.5	110	73	18	→05/96, not Turbo * use/verwenden FVR655			<b>BCR274A</b>
			<b>29 012 18,00 41 3</b>	4	29 012	FVR709	280	149	69	18	→05/96, Turbo			<b>BCR104A</b>
			<b>29 138 18,00 41 3*</b>	4	29 138	FVR1351		149	69	18	05/96→, * use/verwenden FVR1351			<b>BCR104A</b>
			<b>29 121 20,30 41 4</b>	4	29 121	FVR1102	290	165	66	20	05/96→	UA1115		<b>BCR139A</b>
		R	<b>29 121 20,30 41 4</b>	4	29 121	FVR1102	289	165	66	20	05/96→	UA1115		<b>BCR140A</b>
40.8	01/83→05/96	F	<b>21 006 18,00 41 3*</b>	4	21 006	FVR492	280	149	69	18	→12/86, Turbo, * use/verwenden FVR492			<b>BCR104A</b>
			<b>21 188 18,30 40 3*</b>	4	21 188	FVR511	267	110	73	18	05/86→12/89, * use/verwenden FVR511			<b>DDF254</b>
			<b>29 041 18,30 41 4*</b>	4	29 041	FVR655	266.5	110	73	18	01/90→05/96 * use/verwenden FVR655			<b>BCR274A</b>
			<b>29 040 18,00 41 3*</b>	4	29 040	FVR516	280	149	69	18	01/87→5/96, Turbo, * use/verwenden FVR516			<b>BCR104A</b>
40.10	01/85→	F	<b>21 006 18,00 41 3*</b>	4	21 006	FVR492	280	149	69	18	→12/96, * use/verwenden FVR492			<b>BCR104A</b>
			<b>29 012 18,00 41 3</b>	4	29 012	FVR709	280	149	69	18	→12/96, Turbo			<b>BCR104A</b>
			<b>29 138 18,00 41 3*</b>	4	29 138	FVR1351		149	69	18	01/97→, * use/verwenden FVR1351			<b>BCR104A</b>
			<b>21 006 18,00 41 3*</b>	4	21 006	FVR492	280	149	69	18	→12/96, * use/verwenden FVR492			<b>BCR104A</b>
45.10		F	<b>29 040 18,00 41 3*</b>	4	29 040	FVR516	280	149	69	18	01/87→05/96, Turbo, * use/verwenden FVR516			<b>BCR104A</b>
			<b>29 012 18,00 41 3</b>	4	29 012	FVR709	280	149	69	18	→05/96, Turbo			<b>BCR104A</b>
			<b>29 138 18,00 41 3*</b>	4	29 138	FVR1351		149	69	18	05/96→, * use/verwenden FVR1351			<b>BCR104A</b>
			<b>29 012 18,00 41 3</b>	4	29 012	FVR709	280	149	69	18	→04/96, Turbo			<b>BCR104A</b>
45.12	06/90→	F	<b>29 012 18,00 41 3</b>	4	29 012	FVR709	280	149	69	18	→04/96, Turbo			<b>BCR104A</b>
			<b>29 138 18,00 41 3*</b>	4	29 138	FVR1351		149	69	18	05/96→, * use/verwenden FVR1351			<b>BCR104A</b>



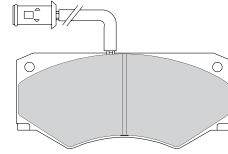
**21 006 18,00 41 3\***  
1721



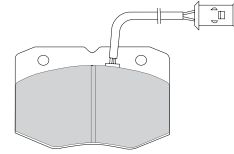
**21 188 18,30 40 3\***  
4508



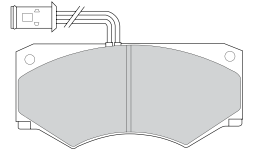
**29 012 18,00 41 3**  
1721



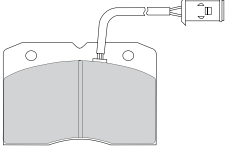
**29 038 18,30 40 3\***  
1721



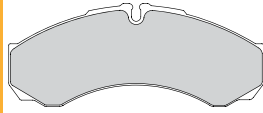
**29 040 18,00 41 3\***  
1721



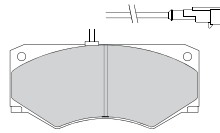
**29 041 18,30 41 4\***  
1721



**29 121 20,30 41 4**  
4401



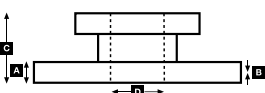
**29 138 18,00 41 3\***  
3475



**UAI115** ↔ 295mm  
2



		$\varnothing$	A	B	C	D		Kg	
<b>BCR104A</b>		280	16.0	13.0	142	105	6xM18 6x12,5 3xM6	13.4	✓
<b>BCR139A</b>		290	22.0	19.0	111	68	6xM18 6x12,4	15.0	✓
<b>BCR140A</b>		289	22.0	19.0	84	84	8x10,5	9.3	
<b>BCR274A</b>		267	14.2	12.8	105	58	6xM18 6x12,5 3xM6	10.3	✓
<b>DDF254</b>		267	14.2	12.8	154	58	6		







# WVA



!

**...IVECO****...Daily I**

49.10	01/85→	F	<b>21 006 18,00 41 3*</b>	4	21 006	FVR492	280	149	69	18	→12/96, * use/verwenden FVR492 Opt 22mm th			BCR104A
			<b>29 040 18,00 41 3*</b>	4	29 040	FVR516	280	149	69	18	01/87→05/96,Turbo, * use/verwenden FVR516 Opt 22mm th			BCR234A BCR104A
			<b>29 012 18,00 41 3</b>	4	29 012	FVR709	280	149	69	18	→05/96, Turbo			BCR234A BCR104A
			<b>29 138 18,00 41 3*</b>	4	29 138	FVR1351		149	69	18	05/96→,* use/verwenden FVR1351			
			<b>29 121 20,30 41 4</b>	4	29 121	FVR1102	290	165	66	20	05/96→		UA1115	BCR139A
	R		<b>29 121 20,30 41 4</b>	4	29 121	FVR1102	289	165	66	20	05/96→		UA1115	BCR140A
49.12	06/90→	F	<b>29 012 18,00 41 3</b>	4	29 012	FVR709	280	149	69	18	→05/96, Turbo			BCR104A
			<b>29 138 18,00 41 3*</b>	4	29 138	FVR1351		149	69	18	05/96→,* use/verwenden FVR1351			
			<b>29 121 20,30 41 4</b>	4	29 121	FVR1102	290	165	66	20	05/96→		UA1115	BCR139A
	R		<b>29 121 20,30 41 4</b>	4	29 121	FVR1102	289	165	66	20	05/96→		UA1115	BCR140A
59.12	05/90→	F	<b>29 001 20,00 41 3*</b>	4	29 001	FVR852	290	174	69	20	→04/96 * use/verwenden FVR852			BCR133A
	06/91→	F	<b>29 107 20,00 41 3*</b>	4	29 107	FVR1350	280	175	70	20	05/96→,* use/verwenden FVR1350			BCR104A

**Daily II**

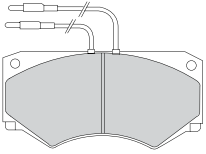
29 L 10 V, 29 L 11, 29 L 11 V, 29 L 12, 29 L 12 V, 29 L 13, 29 L 9, 29 L 9 V, 29L10 62-92kW	05/99→	F	<b>29 121 17,30 41 4</b>	4	29 121	FVR1315	276	165	66	18	with single tyres		UA1115	BCR194A
		R	<b>29 123 20,30 40 4</b>	4	29 123	FVR1405	276	107	61	20	with single tyres		UA1144	BCR195A BCR196A
35 C 10 V, 35 S 10 V, 35 C 12, 35 S 12, 35 C 12 V, 35 S 12 V, 35 C 15, 35 S 11, 35 S 11 V, 35 S 13, 35 S 13 V, 35 S 15 V, 35 C 15 V, 35 S 9, 35 S 9 V, 35S10, 50 C 11, 50 C 13, 50 C 15, 65 C 15, 62-107kW	05/99→	F	<b>29 121 20,30 41 4</b>	4	29 121	FVR1102	290	165	66	20			UA1115	BCR139A
			<b>29 121 17,30 41 4</b>	4	29 121	FVR1315	290	165	66	18			UA1115	BCR313A
			<b>29 121 20,30 41 4</b>	4	29 121	FVR1102	289	165	66	20	Twin wheel		UA1115	BCR140A
			<b>29 123 20,30 40 4</b>	4	29 123	FVR1405		107	61	20			UA1144	
60 C 13, 65 C 13 70kW	05/99→	F	<b>29 160 20,30 41 4</b>	4	29 160	FVR1390	290	164.0	69.0	20				BCR235A
		R	<b>29 160 20,30 41 4</b>	4	29 160	FVR1390	290	164.0	69.0	20				BCR236A

**Daily III**

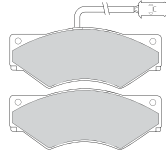
29L, 35S	05/06→	F	<b>29 229 20,70 41 4</b>	4	29 229	FVR4036	300	163.3	67.1	20.7			FWI303	BCR314A
		R	<b>29 232 20,70 41 4</b>	4	29 232	FVR4037	296	141.3	72.5	20.7			FWI305	BCR315A
35S 10/12/14			<b>29 123 20,00 41 4</b>	4	29 123	FVR4140	296	109.8	63.5	20	ABS		FWI305	BCR316A
35C-50C		F	<b>29 229 20,70 41 4</b>	4	29 229	FVR4036	290	163.3	67.1	20.7			FWI303	BCR317A
			<b>29 232 20,70 41 4</b>	4	29 232	FVR4037	294	141.3	72.5	20.7	Twin wheel		FWI305	BCR320A
			<b>29 123 20,00 41 4</b>	4	29 123	FVR4140	294	109.8	63.5	20	Twin wheel - ABS		FWI305	BCR321A BCR343A
				4			297				4x4			
60C, 65C		F	<b>29 122 22,00 41 4</b>	4	29 122	FVR4038	301	174.8	85.5	22.1			FWI306	BCR329A
		R	<b>29 231 22,70 41 3</b>	4	29 231	FVR4039	306	184.2	64.2	22.7			FWI303	BCR332A



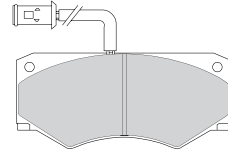
**21 006 18,00 41 3\***  
1721



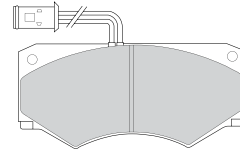
**29 001 20,00 41 3\***  
3475



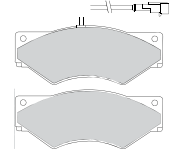
**29 012 18,00 41 3**  
1721



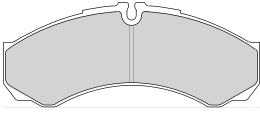
**29 040 18,00 41 3\***  
1721



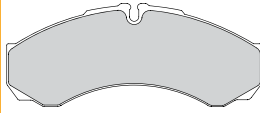
**29 107 20,00 41 3\***  
3475



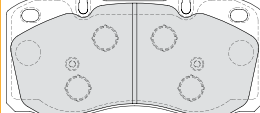
**29 121 17,30 41 4**  
4401



**29 121 20,30 41 4**  
4401



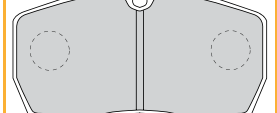
**29 122 22,00 41 4**  
4020



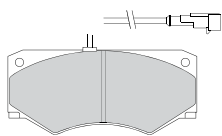
**29 123 20,00 41 4**  
4496



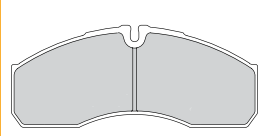
**29 123 20,30 40 4**  
4401



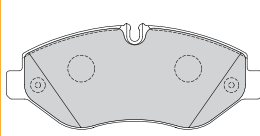
**29 138 18,00 41 3\***  
3475



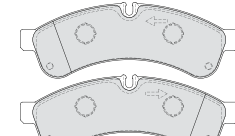
**29 160 20,30 41 4**  
4401



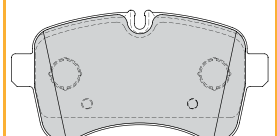
**29 229 20,70 41 4**  
4401



**29 231 22,70 41 3**  
4156



**29 232 20,70 41 4**  
4156



**FWI303** ↔ 130mm  
2



**FWI305** ↔ 300mm  
2



**FWI306** ↔ 210mm  
2



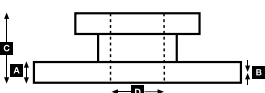
**UAI115** ↔ 295mm  
2



**UAI144** ↔ 295mm  
2



		$\varnothing$	A	B	C	D		Kg		ABS
<b>BCR104A</b>		280	16.0	13.0	142	105	6xM18 6x12,5 3xM6	13.4		
<b>BCR133A</b>		290	25.0	23.0	160	120	6x12,5 6xM18	20.2		
<b>BCR139A</b>		290	22.0	19.0	111	68	6xM18 6x12,4	15.0		
<b>BCR140A</b>		289	22.0	19.0	84	84	8x10,5	9.3		
<b>BCR194A</b>		276	22.0	20.4	72	73	5x15,7 2x8,7	8.0		
<b>BCR195A</b>		276	16.0	13.0	67	73	5x15,6 2x8,7	11.0		
<b>BCR196A</b>		276	16.0	14.8	67	73	5x15,7 2x8,7	6.7		✓
<b>BCR234A</b>		280	22.0	19.0	142	124	6xM18 6x12,5 3xM6	15.6		
<b>BCR235A</b>		290	26.0	23.0	53	80	9x12,5	7.4		
<b>BCR236A</b>		306	22.0	19.0	136	178	6xM10	13.7		
<b>BCR313A</b>		290	22.0	19.0	110.5	123	6	14.8		
<b>BCR314A</b>		300	28.0	25.0	74.5	78	6	8.6		
<b>BCR315A</b>		296	16.0	13.0	69.5	76	6	7.6		
<b>BCR316A</b>		296	16.0	13.0	69.5	76	6	7.6		✓
<b>BCR317A</b>		290	28.0	25.0	46	64	9	8.5		
<b>BCR320A</b>		294	24.0	21.0	83.5	128	8	8.3		
<b>BCR321A</b>		294	24.0	21.0	87.5	128	8	8.7		✓
<b>BCR329A</b>		301	30.0	27.0	59	83	9	10.7		
<b>BCR332A</b>		306	28.0	25.0	132	178.2	6	13.3		
<b>BCR343A</b>		297	22.0	19.0	77.5	85	6	9.5		





# WVA



!

**MERCEDES-BENZ****MB100**

D, D (631.332, 631.342), D (631.333, 631.343, 631.334, 631.344), D (631.340) 41-55kW	1996→	F	<b>29 835 21,70 40 4</b>	4	29 835	FVR1522	238	175	85	22		UAI103	<b>BCR221A</b>
		R	<b>29 835 21,70 40 4</b>	4	29 835	FVR1522	238	175	85	22		UAI103	<b>BCR221A</b>

**MB140**

MB140		F	<b>20 984 17,00 41 5*</b>	4	20 984	FVR792		167	62	17	* use/verwenden FVR792	FAC152	
-------	--	---	---------------------------	---	--------	--------	--	-----	----	----	------------------------	--------	--

**Sprinter (905)**

616 Cdi	01/04→	F	<b>FVR1791</b>	4	29237	FVR1791	290	169,0	64,5	17,9			
		R	<b>29 835 22,00 40 4</b>	4	29835	FVR501	304	175,0	85,0	22,0			

**Sprinter 2-T (901, 902)**

208D, 210D, 212D, 214 58-90kW	1995→04/00	F	<b>21 576 19,00 40 3</b>	4	21 576	FVR1038	276	156	65	19	Alternative FVR1038	FWI246	<b>BCR228A</b>
		R	<b>21 621 17,00 40 3</b>	4	21 621	FVR1039	272	141	49	17	2,5 ton 3,5 ton	FWI278 FWI278	<b>BCR229A</b> <b>BCR230A</b>
208CDi, 211CDi, 213CDi, 214NGT, 216CDi 60-115kW	05/00→05/06	F	<b>21 576 19,00 40 3</b>	4	21 576	FVR1038	276	156	65	19		FWI246	<b>BCR228A</b>
		R	<b>21 621 17,00 40 3</b>	4	21 621	FVR1039	272	141	49	17	2,5 ton 3,5 ton	FWI278 FWI278	<b>BCR229A</b> <b>BCR230A</b>

**Sprinter 3-T (903)**

308 D, 310 D, 312 D, 312 D 4x4, 314 58-105kW	02/95→04/00	F	<b>21 576 19,00 40 3</b>	4	21 576	FVR1038	276	156	65	19	* use/verwenden FVR1304	FWI246	<b>BCR228A</b>
		R	<b>21 621 17,00 40 3</b>	4	23 022	FVR1304	276	135	66	21		FWI246	<b>BCR228A</b>
		R	<b>21 621 17,00 40 3</b>	4	21 621	FVR1039	272	141	49	17	2,5 ton	FWI278	<b>BCR229A</b>
		R	<b>23 901 18,50 40 4</b>	4	21 592	FVR1876	272	156	55	19		FWI246	<b>BCR229A</b>
308 CDI, 311 CDI, 311 CDI 4x4, 313 CDI, 313 CDI 4x4, 314 NGT, 314 4x4, 316 CDI, 316 CDI 4x4 60-115kW	05/00→05/06	F	<b>21 576 19,00 40 3</b>	4	21 576	FVR1038	276	156	65	19	* use/verwenden FVR1304	FWI246	<b>BCR228A</b>
		R	<b>23 022 20,60 40 4*</b>	4	23 022	FVR1304	276	135	66	21		FWI246	<b>BCR228A</b>
		R	<b>21 621 17,00 40 3</b>	4	21 621	FVR1039	272	141	49	17	2,5 ton	FWI278	<b>BCR229A</b>
		R	<b>21 621 17,00 40 3</b>	4	21 621	FVR1039	258	141	49	17	3,5 ton	FWI278	<b>BCR230A</b>
308 D, 310 D, 312 D, 312 D 4x4, 314 58-105kW	02/95→04/00	R	<b>23 901 18,50 40 4</b>	4	21 592	FVR1876	272	156	55	19		FWI246	<b>BCR229A</b>
		R	<b>23 021 18,60 40 4*</b>	4	23 021	FVR1306	272	126	63	19	* use/verwenden FVR1306	FWI246	<b>BCR229A</b>
		R	<b>21 621 17,00 40 3</b>	4	21 621	FVR1039	258	141	49	17	3,5 ton	FWI278	<b>BCR230A</b>
		R	<b>21 621 17,00 40 3</b>	4	21 621	FVR1039	272	141	49	17	2,5 ton	FWI278	<b>BCR229A</b>
308 D, 310 D, 312 D, 312 D 4x4, 314 58-105kW	02/95→04/00	R	<b>21 621 17,00 40 3</b>	4	21 621	FVR1039	258	141	49	17	3,5 ton	FWI278	<b>BCR230A</b>
		R	<b>21 621 17,00 40 3</b>	4	21 621	FVR1039	258	141	49	17	3,5 ton	FWI278	<b>BCR230A</b>

**Sprinter 3-T (906)**

209 CDI, 211 CDI, 213 CDI, 215 CDI, 218 CDI 48, 59, 70, 81, 99kW	06/06→	F	<b>29 192 20,80 41 4</b>	4	29 192	FVR1778	300	163,2	66,9	20,8		FWI294	<b>BCR310A</b>
		R	<b>29 190 19,70 42 3</b>	4	29 190	FVR1780	298	136,9	63,0	19,7		FWI311	<b>BCR311A</b>

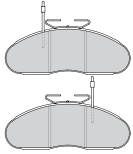
**Sprinter 4-T (904)**

408 D, 410 D 4x4, 412 D, 412 D 4x4, 414, 414 4x4 58-105kW	02/95→04/00	F	<b>21 576 19,00 40 3</b>	4	21 576	FVR1038	276	156	65	19	* use/verwenden FVR1304	FWI246	<b>BCR228A</b>
		R	<b>23 022 20,60 40 4*</b>	4	23 022	FVR1304	276	135	66	21		FWI246	<b>BCR228A</b>
		R	<b>29 153 19,70 40 4</b>	4	29 153	FVR1879	285	165	73	19,7		FWI278	<b>BCR191A</b>
		R	<b>23 021 18,60 40 4*</b>	4	23 021	FVR1306	272	126	63	19	* use/verwenden FVR1306	FWI246	<b>BCR229A</b>
408 CDI, 411 CDI, 411 CDI 4x4, 413 CDI, 413 CDI 4x4, 414, 414 4x4, 416 CDI, 416 CDI 4x4 60-115kW	05/00→05/06	F	<b>29 153 19,70 40 4</b>	4	29 153	FVR1879	276	165	73	19,7	* use/verwenden FVR1304	FWI278	<b>BCR228A</b>
		R	<b>23 022 20,60 40 4*</b>	4	23 022	FVR1304	276	135	66	21		FWI246	<b>BCR228A</b>
		R	<b>29 153 19,70 40 4</b>	4	29 153	FVR1879	285	165	73	19,7		FWI278	<b>BCR191A</b>
		R	<b>23 021 18,60 40 4*</b>	4	23 021	FVR1306	272	126	63	19	* use/verwenden FVR1306	FWI246	<b>BCR229A</b>

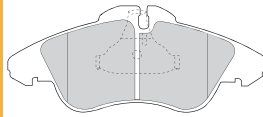
# MERCEDES-BENZ



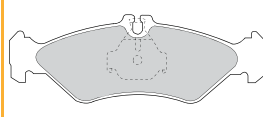
**20 984 17,00 41 5\***  
1708



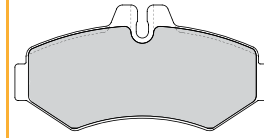
**21 576 19,00 40 3**  
4507



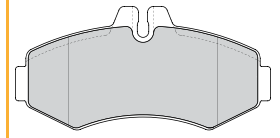
**21 621 17,00 40 3**  
4507



**23 021 18,60 40 4\***  
4801



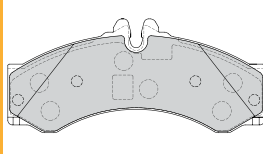
**23 022 20,60 40 4\***  
4801



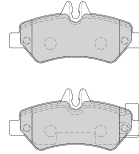
**23 901 18,50 40 4**  
4260



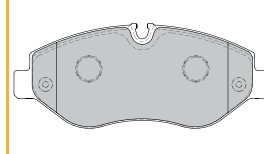
**29 153 19,70 40 4**  
4020



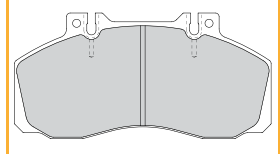
**29 190 19,70 42 3**  
4156



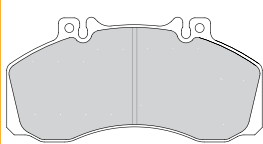
**29 192 20,80 41 4**  
4020



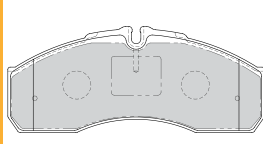
**29 835 21,70 40 4**  
4027



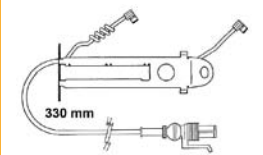
**29 835 22,00 40 4**  
3422



**FVR1791**  
4020



**FAC152** ↔  
📦 1



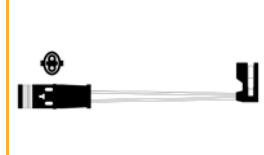
**FWI246** ↔ 210mm  
📦 2



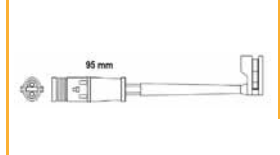
**FWI278** ↔ 189mm  
📦 2



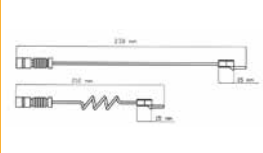
**FWI294** ↔ 109mm  
📦 2



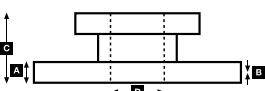
**FWI311** ↔ 95mm  
📦 2



**UAI103** ↔ 238mm  
📦 2+2



		∅	A	B	C	D		Kg	
<b>BCR191A</b>		285	22.0	19.0	93	120	6x15,1	7.0	
<b>BCR221A</b>		238	16.0	14.5	79	102	5xM14	6.5	✓
<b>BCR228A</b>		276	22.0	19.0	77	85	5x15 1x9/17 1x16/23	6.8	
<b>BCR229A</b>		272	16.0	14.0	96	85	5x15 1x9/17 1x16/23	6.9	
<b>BCR230A</b>		258	12.0	10.0	96	85	5x15 1x9/17 1x16/23	6.2	
<b>BCR310A</b>		300	28.0	26.0	68.5	85	6x15 1x9	9.2	
<b>BCR311A</b>		298	16.0	14.8	71	85	6x15 1x9	7.3	







# WVA



!

**...MERCEDES-BENZ****Sprinter 5-T (906)**

509 CDI, 511 CDI, 515 CDI, 518 CDI 48, 59, 70, 81, 99kW	06/06→	F	<b>29 200 20,70 41 4</b>	4	29 200	FVR1777	300	169,3	73,5	20,7			FWI294	<b>BCR310A</b>
		R	<b>29 217 20,60 41 4</b>	4	29 217	FVR1779	303	164,98	78,4	20,6			FWI293	<b>BCR312A</b>

**T 1 (601)**

207 D 2.4, 208 2.3, 208 D 2.3, 209 D 2.9, 210 2.3, 210 D 2.8, 210 D 2.9 48-77kW	04/77→02/96	F	<b>29 784 18,00 40 4</b>	4	29 784	FVR239	280	149	74	18	alternative FVR239		UAI102	<b>BCR116A</b>
--	-------------	---	--------------------------	---	--------	--------	-----	-----	----	----	--------------------	--	--------	----------------

**T 1 (602)**

307 D 2.4, 308 D 2.3, 309 D 3.0, 310 D 2.9 48-72kW	1982→02/96	F	<b>29 784 18,00 40 4</b>	4	29 784	FVR239	280	149	74	18	alternative FVR239		UAI102	<b>BCR116A</b>
---	------------	---	--------------------------	---	--------	--------	-----	-----	----	----	--------------------	--	--------	----------------

**T 1/TN**

407 D, 408 D, 409 D, 410, 410 D 53-70kW	07/81→06/95	F	<b>29 784 18,00 40 4</b>	4	29 784	FVR239	280	149	74	18	alternative FVR239		UAI102	<b>BCR116A</b> <b>BCR117A</b>
---	-------------	---	--------------------------	---	--------	--------	-----	-----	----	----	--------------------	--	--------	----------------------------------

**T 1-Series:**

208, D 209 D 65kW /88PS 210 77kW /105PS 210 D 70kW /95PS	1977→09/82	R	<b>11 019 08,00 60 5</b>	2	11 582	MB/90/1	230	174	34	8,0			93021	UAI200		
	09/82→1994			1	11 019	MB/91/2	230	207	34	8,0				93021	UAI200	
	1982→1994			1	11 025	MB/91/3	230	207	34	8,0				93021	UAI200	
308, D 309 D 65kW /88PS 310 77kW /105PS 310 D 70kW /95PS	1977→09/82	R	<b>13 020 08,00 60 3</b>	2	13 532	MB/88/1	260	201	54	8,0			93021	UAI200		
	09/82→1994			2	13 020	MB/89/2	260	233	54	8,0				93021	UAI200	
409 65kW /88PS 410 70kW /95PS 508 510	1982→1994	R	<b>15 030 08,00 60 3</b>	2	15 742	MB/80/2	270	211	79	8,0			93038	UAI200		
	1986→1994			2	15 030	MB/81/3	270	244	79	8,0				93038	UAI200	

**T 2/L**

L 608 D, L 613 D 63-96kW	01/70→12/88	F	<b>29 784 18,00 40 4</b>	4	29 784	FVR239	280	149	74	18	alternative FVR239		UAI102	<b>BCR117A</b>
--------------------------	-------------	---	--------------------------	---	--------	--------	-----	-----	----	----	--------------------	--	--------	----------------

**T 2/LN1**

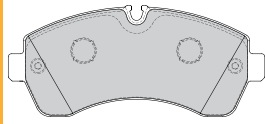
508 D, 510	04/86→12/94	F	<b>29 784 18,00 40 4</b>	4	29 784	FVR239	280	149	74	18	alternative FVR239		UAI102	<b>BCR117A</b>
		R	<b>29 835 21,70 40 4</b>	4	29 835	FVR1522	324	175	85	22	alternative FVR1522		UAI103	<b>BCR119A</b> <b>BCR116A</b> <b>BCR118A</b>

**T 2-Series:**

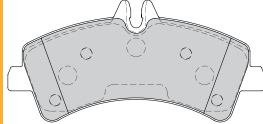
507 D, 508 D, 510 D (4, 6 to)	1986→08/96	R	<b>15 030 08,00 60 3</b>	2	15 742	MB/80/2	270	211	79	8,0			93038	UAI200	
				2	15 030	MB/81/3	270	244	79	8,0				93038	UAI200
		R	<b>15 059 09,30 60 3</b>	2	15 869	MB/107/1	300	237	87	9,3			93047	UAI201	
				2	15 059	MB/108/2	300	264	87	9,3				93047	UAI201
		R	<b>17 350 09,30 60 3</b>	2	17 973	MB/100/1	300	237	102	9,3			93048	UAI201	
				2	17 350	MB/101/2	300	264	102	9,3				93048	UAI201
		R	<b>17 351 09,30 60 3</b>	2	17 975	MB/117/1	300	237	122	9,3			93048	UAI201	
				2	17 351	MB/118/2	300	264	122	9,3				93048	UAI201



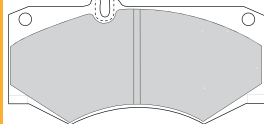
**29 200 20,70 41 4**  
4020



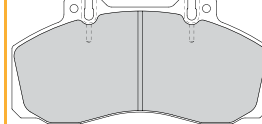
**29 217 20,60 41 4**  
4156



**29 784 18,00 40 4**  
1720



**29 835 21,70 40 4**  
4027



**FWI293** ↔ 84mm  
📦 2



**FWI294** ↔ 109mm  
📦 2



**UAI102** ↔ 95mm  
📦 4



**UAI103** ↔ 238mm  
📦 2+2



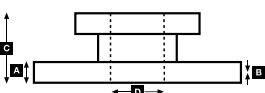
**UAI200** ↔ 220mm  
📦 4



**UAI201** ↔ 260mm  
📦 4



		$\varnothing$	<b>A</b>	<b>B</b>	<b>C</b>	<b>D</b>		Kg	
<b>BCR116A</b>		280	16.0	13.0	78.5	88	5x18 5x12,5	7.0	
<b>BCR117A</b>		280	22.0	19.0	78.5	88	5x18 5x12,5	8.7	
<b>BCR118A</b>		304	30.0	26.0	91	118	6xM12	10.5	
<b>BCR119A</b>		324	30.0	26.0	91	118	6xM12	11.0	
<b>BCR310A</b>		300	28.0	26.0	68.5	85	6x15 1x9	9.2	
<b>BCR312A</b>		303	28.0	26.0	93	120	6x15	9.6	





# WVA



!

**...MERCEDES-BENZ****Vario**

512 D 90kW	09/96→	F	<b>29 835 21,70 40 4</b>	4	29 835	FVR1522	304 324	175 85	22	alternative FVR1522	UAI103	<b>BCR162A</b> <b>BCR163A</b>	
		R	<b>29 835 21,70 40 4</b>	4	29 835	FVR1522	304 324 304 324	175 85	22	16" wheels 17.5" wheels	UAI103	<b>BCR164A</b> <b>BCR165A</b> <b>BCR208A</b> <b>BCR209A</b>	
612 D, 614 D, 615 D 90-112kW	09/96→	F	<b>29 835 21,70 40 4</b>	4	29 835	FVR1522	304	175	85	22	alternative FVR1522	UAI103	<b>BCR162A</b>
		R	<b>29 835 21,70 40 4</b>	4	29 835	FVR1522	304 304	175	85	22	alternative FVR1522	UAI103	<b>BCR164A</b> <b>BCR208A</b>
812 D, 815 D, 815 DA, O 812, O 815 90-112kW	09/96→	F	<b>29 835 21,70 40 4</b>	4	29 835	FVR1522	304 324	175	85	22	alternative FVR1522	UAI103	<b>BCR162A</b> <b>BCR163A</b>
		R	<b>29 835 21,70 40 4</b>	4	29 835	FVR1522	304 324	175	85	22	alternative FVR1522	UAI103	<b>BCR164A</b> <b>BCR165A</b>
812 DT 100-112kW	09/96→	F	<b>29 835 21,70 40 4</b>	4	29 835	FVR1522	324	175	85	22	alternative FVR1522	UAI103	<b>BCR163A</b>
		R	<b>29 835 21,70 40 4</b>	4	29 835	FVR1522	324	175	85	22	alternative FVR1522	UAI103	<b>BCR165A</b>
810 DT, 814 D, 814 DA, 814D, O 810, O 814 75-100kW	09/96→	F	<b>29 835 21,70 40 4</b>	4	29 835	FVR1522	324	175	85	22	alternative FVR1522	UAI103	<b>BCR163A</b>
		R	<b>29 835 21,70 40 4</b>	4	29 835	FVR1522	324 324	175	85	22	alternative FVR1522	UAI103	<b>BCR165A</b> <b>BCR209A</b>

**V-Class (638/2)**

V200 95kW	02/97→	F	<b>21 576 19,00 40 3</b> <b>23 022 20,60 40 4*</b>	4	21 576	FVR1038	276	156	65	19	→12/97	FWI246	<b>DDF860</b>
		R	<b>21 904 17,00 41 3</b> <b>23 020 17,90 40 4*</b>	4	21 904	FVR1044	280	64	57	17	→12/97	FWI302	<b>DDF861</b>
V200 CDI, V220CDi	03/99→	F	<b>23 022 20,60 40 4*</b>	4	23 022	FVR1304	276	135	66	21	* use/verwenden FVR1304	FWI246	<b>DDF860</b>
		R	<b>23 020 17,90 40 4*</b>	4	23 020	FVR1305	276	104	53	18	* use/verwenden FVR1305	FWI302	
V230, V230TD, V280 72,105, 128kW	10/96→	F	<b>21 576 19,00 40 3</b>	4	21 576	FVR1038	276	156	65	19	→12/97	FWI246	<b>DDF860</b>
	09/96→	F	<b>23 022 20,60 40 4*</b>	4	23 022	FVR1304	276	135	66	21	01/98→, * use/verwenden FVR1304	FWI246	
	08/97→	R	<b>21 904 17,00 41 3</b> <b>23 020 17,90 40 4*</b>	4	21 904	FVR1044	280	64	57	17		FWI302	<b>DDF861</b>

**Vito (638):**

108 CDI 2.2, 108 D 2.3 (638.064), 108 D 2.3 (638.164), 110 CDI 2.2, 110 D 2.3 (638.074), 110 TD 2.3 (638.174), 112 CDI 2.2, 113 2.0 (638.014), 113 2.0 (638.114), 114 2.3 (638.034), 114 2.3 (638.134) 58-105kW	02/96→	F	<b>21 576 19,00 40 3</b> <b>23 022 20,60 40 4*</b>	4	21 576	FVR1038	276	156	65	19	alternative FVR1038	FWI246	<b>DDF860</b>
		R	<b>21 904 17,00 41 3</b> <b>23 020 17,90 40 4*</b>	4	21 904	FVR1044	280	64	57	17	alternative FVR1044	FWI302	<b>DDF861</b>

**MULTICAR****Fumo**

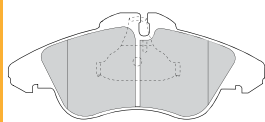
2.8, 3.0 78, 107 kW	2001→	F	<b>29 153 19,70 40 4</b>	4	29 153	FVR1879	276	164.6	73	19.7		FWI278	<b>BCR228A</b>
		R	<b>29 153 19,70 40 4</b>	4	29 153	FVR1879	272	164.6	73	19.7		FWI278	<b>BCR229A</b>

**M26**

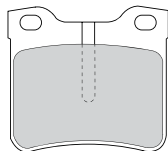
2,5 62 kW	2001→	F	<b>FVR1761</b>	4	29 208	FVR1761		150	56.1	17			
2,8 78 kW	2001→	F	<b>FVR1761</b>	4	29 208	FVR1761		150	56.1	17			



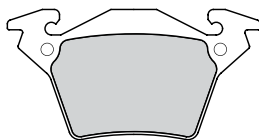
**21 576 19,00 40 3**  
4507



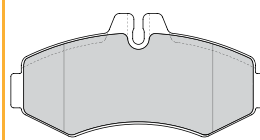
**21 904 17,00 41 3**  
4507



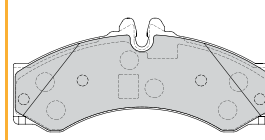
**23 020 17,90 40 4\***  
4801



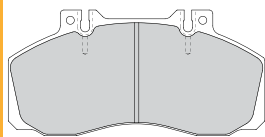
**23 022 20,60 40 4\***  
4801



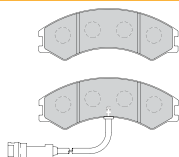
**29 153 19,70 40 4**  
4020



**29 835 21,70 40 4**  
4027



**FVR1761**  
3440



**FWI246** ↔ 210mm  
📦 2




**FWI278** ↔ 189mm  
📦 2



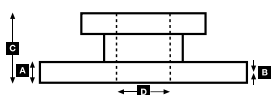
**FWI302** ↔ 155mm  
📦 2



**UAI103** ↔ 238mm  
📦 2+2



		∅	A	B	C	D		Kg	
<b>BCR162A</b>		304	30.0	26.0	91	118	6xM12	10.5	
<b>BCR163A</b>		324	30.0	26.0	91	118	6xM12	11.0	
<b>BCR164A</b>		304	30.0	26.0	120	157	6xM12	11.4	
<b>BCR165A</b>		324	30.0	26.0	120	157	6xM12	12.2	
<b>BCR208A</b>		304	30.0	27.8	120	120	6xM12	14.0	
<b>BCR209A</b>		324	30.0	27.8	120	120	6xM12	15.0	
<b>BCR228A</b>		276	22.0	19.0	77	85	5x15 1x9/17 1x16/23	6.8	
<b>BCR229A</b>		272	16.0	14.0	96	85	5x15 1x9/17 1x16/23	6.9	
<b>DDF860</b>		276	22.0	19.0	60	67	5		
<b>DDF861</b>		280	10.0	8.0	63	67	5		







# WVA



!

**NISSAN****Cabstar E**

90.32 66kW	10/98→	F	<b>20 984 17,00 41 5*</b>	4	20 984	FVR792	276	167	62	17	* use/verwenden FVR792			<b>BCR261A</b>
110.35	10/98→10/06	F	<b>FVR1616</b>	4	23434	FVR1616	290	169.0	64.5	17.9				<b>FCR339A</b>
28.11/35.13/35.17	10/06→	F	<b>FVR4053</b>	8	29230	FVR4053		164.7	68.1	20.4				
28.11/35.13/35.18		R	<b>FVR4054</b>	4	23921	FVR4054		109.8	50.0	20.5				
45.13/45.15	10/06→	F	<b>FVR4248</b>	4	29160	FVR4248		164.8	68.0	20.0				
45.13/45.16		R	<b>FVR4156</b>	4	29121	FVR4156		164.8	66.5	20.3				

**Ebro**

Wheel 17.5" Hydraulic brakes	1992→	F	<b>29 039 22,00 40 4</b>	4	29 039	FCV702		177	78	22			UAI104	
M90/150. Meritor 2x68		R	<b>29 039 22,00 40 4</b>	4	29 039	FCV702		177	78	22			UAI104	

**RENAULT****Mascott**

Mascott 90 63-78kW	01/99→	F	<b>29 121 20,30 41 4</b>	4	29 121	FVR1102	290	165	66	20			UAI155	<b>BCR183A</b>
		R	<b>29 121 20,30 41 4</b>	4	29 121	FVR1102	290	165	66	20			UAI155	<b>BCR184A</b>
120.55, 120.65, 160.55, 160.65, Mascott 110, Mascott 130, Mascott 140 78-115kW	01/99→	F	<b>29 160 20,30 42 4</b>	4	29 160	FVR1390	290	164.0	69.0	20	alternative FVR1977		UAI155	<b>BCR182A</b>
		R	<b>29 121 20,30 41 4</b>	4	29 121	FVR1102	290	165	66	20			UAI155	<b>BCR184A</b>

**Maxity**

110.35 / 130.35 / 150.35	03/07→	F	<b>FVR4053</b>	8	29230	FVR4053		164.7	68.1	20.4				
		R	<b>FVR4054</b>	4	23921	FVR4054		109.8	50.0	20.5				
130.45 / 150.45	03/07→	F	<b>FVR4248</b>	4	29160	FVR4248		164.8	68.0	20.0				
		R	<b>FVR4156</b>	4	29121	FVR4156		164.8	66.5	20.3				

**Trafic I (80→01)**

1.4, 1.6, 1.6 4x4, 1.7, 1.9D, 2.0, 2.0 4x4, 2.1 D, 2.1D 4x4, 2.2, 2.2 4x4, 2.5 D, 2.5 D 4x4	03/08→03/01	F	<b>29 706 17,00 40 3*</b>	4	29 706	FVR791	276	167	62	17	* use/verwenden FVR791 for TRW caliper			
---	-------------	---	---------------------------	---	--------	--------	-----	-----	----	----	--	--	--	--

**VOLKSWAGEN****Crafter 3 T**

2.5 TDI 65, 80, 100, 120kW	04/06→	F	<b>29 192 20,80 41 4</b>	4	29 192	FVR1778	300	163.2	66.9	20.8			FWI294	<b>BCR310A</b>
		R	<b>29 190 19,70 42 3</b>	4	29 190	FVR1780	298	136.9	63.0	19.7			FWI311	<b>BCR311A</b>

**Crafter 5 T**

2.5 TDI 65, 80, 100, 120kW	06/06→	F	<b>29 200 20,70 41 4</b>	4	29 200	FVR1777	300	169.3	73.5	20.7			FWI294	<b>BCR310A</b>
		R	<b>29 217 20,60 41 4</b>	4	29 217	FVR1779	303	164.8	78.4	20.6			FWI293	<b>BCR312A</b>

**LT II (2DX0FE)**

2.3, 2.5 SDI, 2.5 TDI, 2.8 TDI 65, 80, 100, 120kW	06/96→	F	<b>21 576 19,00 40 3</b>	4	21 576	FVR1038	276	156	65	19	U28/35		FWI246	<b>BCR228A</b>
			<b>29 153 19,70 40 4</b>	4	29 153	FVR1879	276	165	73	19.7	U46		FWI278	<b>BCR228A</b>
		R	<b>21 621 17,00 40 3</b>	4	21 621	FVR1039	272	141	49	17	U28		FWI278	<b>BCR229A</b>
			<b>23 901 18,50 40 4</b>	4	21 592	FVR1876	258	156	55	19	U35		FWI278	<b>BCR230A</b>
			<b>23 021 18,60 40 4*</b>	4	23 021	FVR1306	272	126	63	19	U35, dh. 2DXH002120 →, * use/verwenden FVR1306		FWI246	<b>BCR229A</b>
<b>29 153 19,70 40 4</b>	4	29 153	FVR1879	276	165	73	19.7	U46		FWI278	<b>BCR228A</b>			

**LT Series (281-363):**

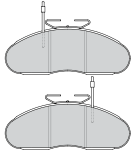
LT 35/40/45/50/55	04/75→1996	F	<b>FVR129</b>	4	20280	FVR129		90.0	74.0	18.2				
-------------------	------------	---	---------------	---	-------	--------	--	------	------	------	--	--	--	--

**LT Series (281-363):**

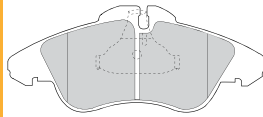
LT 35, Diesel, Double tyres	04/75→1996	R	<b>15 775 07,00 60 4</b>	4	15 775	VN/19/1	270	212	65	7.0			93021	
-----------------------------	------------	---	--------------------------	---	--------	---------	-----	-----	----	-----	--	--	-------	--



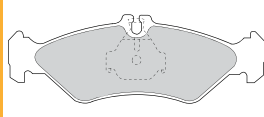
**20 984 17,00 41 5\***  
1708



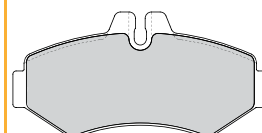
**21 576 19,00 40 3**  
4507



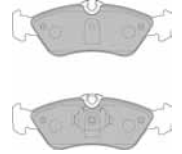
**21 621 17,00 40 3**  
4507



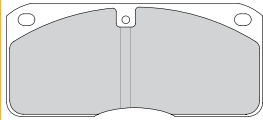
**23 021 18,60 40 4\***  
4801



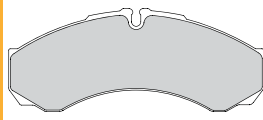
**23 901 18,50 40 4**  
4260



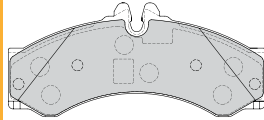
**29 039 22,00 40 4**  
3422 MER 2x68



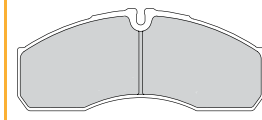
**29 121 20,30 41 4**  
4401



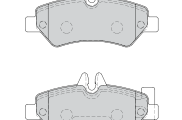
**29 153 19,70 40 4**  
4020



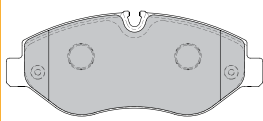
**29 160 20,30 42 4**  
4401



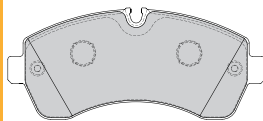
**29 190 19,70 42 3**  
4156



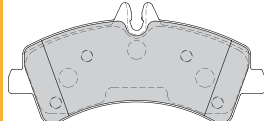
**29 192 20,80 41 4**  
4020



**29 200 20,70 41 4**  
4020



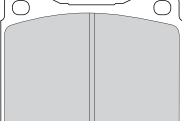
**29 217 20,60 41 4**  
4156



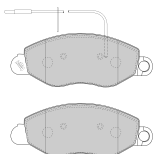
**29 706 17,00 40 3\***  
1708



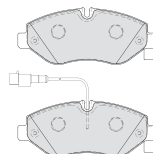
**FVR129**  
4199



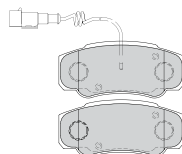
**FVR1616**  
4020



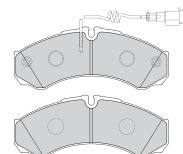
**FVR4053**  
4311



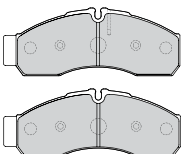
**FVR4054**  
4020



**FVR4156**  
4371



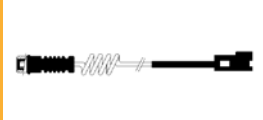
**FVR4248**  
4401



**FWI246** ↔ 210mm  
2



**FWI278** ↔ 189mm  
2



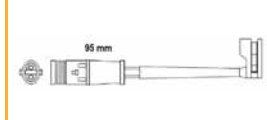
**FWI293** ↔ 84mm  
2



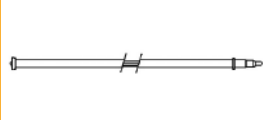
**FWI294** ↔ 109mm  
2



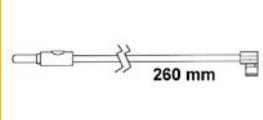
**FWI311** ↔ 95mm  
2



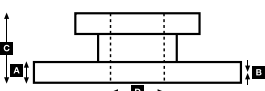
**UAI104** ↔ 235mm  
2



**UAI155** ↔ 260mm  
2



			∅	A	B	C	D		Kg	
<b>BCR182A</b>			290	26.0	24.0	43	102	10x10,5	7.0	
<b>BCR183A</b>			290	22.0	20.4	43	102	10x10,5	6.0	
<b>BCR184A</b>			290	22.0	20.4	78	150	8X11	8.0	
<b>BCR228A</b>			276	22.0	19.0	77	85	5x15 1x9/17 1x16/23	6.8	
<b>BCR229A</b>			272	16.0	14.0	96	85	5x15 1x9/17 1x16/23	6.9	
<b>BCR230A</b>			258	12.0	10.0	96	85	5x15 1x9/17 1x16/23	6.2	
<b>BCR261A</b>			276	24.0	22.0	49.5	96	5	7.1	
<b>BCR310A</b>			300	28.0	26.0	68.5	85	6x15 1x9	9.2	
<b>BCR311A</b>			298	16.0	14.8	71	85	6x15 1x9	7.3	
<b>BCR312A</b>			303	28.0	26.0	93	120	6x15	9.6	
<b>FCR339A</b>			290	26.0	23.0	53	96	6	8.4	





# WVA



!



## AEC

### Mammoth Minor & Major

691/760	1965→1975	F	<b>19 072 12,70 60 4</b>	4	19 072	GG/83/1	394	360	152	12,7		93684		
---------	-----------	---	--------------------------	---	--------	---------	-----	-----	-----	------	--	-------	--	--

### Mandator

691/760 & V8.800	1966→1975	F	<b>19 072 12,70 60 4</b>	4	19 072	GG/83/1	394	360	152	12,7		93684		
------------------	-----------	---	--------------------------	---	--------	---------	-----	-----	-----	------	--	-------	--	--

### Marshall 2

6 Wheel	1972→1973	F	<b>19 072 12,70 60 4</b>	4	19 072	GG/83/1	394	360	152	12,7		93684		
8 Wheel	1972→1975	F1	<b>19 072 12,70 60 4</b>	4	19 072	GG/83/1	394	360	152	12,7		93684		
		F2	<b>19 072 12,70 60 4</b>	4	19 072	GG/83/1	394	360	152	12,7		93684		

### Marshall Major & TGM6

All	1974→1975	F	<b>19 072 12,70 60 4</b>	4	19 072	GG/83/1	394	360	152	12,7		93684		
-----	-----------	---	--------------------------	---	--------	---------	-----	-----	-----	------	--	-------	--	--

### Mercury

471/505	1965→1967	F	<b>19 072 12,70 60 4</b>	4	19 072	GG/83/1	394	360	152	12,7		93684		
---------	-----------	---	--------------------------	---	--------	---------	-----	-----	-----	------	--	-------	--	--

### Mercury 2

TGM4R	1971→1975	F	<b>19 072 12,70 60 4</b>	4	19 072	GG/83/1	394	360	152	12,7		93684		
-------	-----------	---	--------------------------	---	--------	---------	-----	-----	-----	------	--	-------	--	--

### Monarch

505	1966→1967	F	<b>19 072 12,70 60 4</b>	4	19 072	GG/83/1	394	360	152	12,7		93684		
TGM4L/RE	1971→1975	F	<b>19 072 12,70 60 4</b>	4	19 072	GG/83/1	394	360	152	12,7		93684		

### TGM6, RT, RS

All	1964→1971	F	<b>19 072 12,70 60 4</b>	4	19 072	GG/83/1	394	360	152	12,7		93684		
-----	-----------	---	--------------------------	---	--------	---------	-----	-----	-----	------	--	-------	--	--

### TGM8, RT, RS

All	1969→1975	F1	<b>19 072 12,70 60 4</b>	4	19 072	GG/83/1	394	360	152	12,7		93684		
		F2	<b>19 072 12,70 60 4</b>	4	19 072	GG/83/1	394	360	152	12,7		93684		

## ASTRA

### BM

BM304, BM305		F	<b>59 234 19,10 60 8</b>	8	59 234	RW/27/1	410	202	200	▶19,1		93686		
		R	<b>59 234 19,10 60 8</b>	8	59 234	RW/27/1	410	202	200	▶19,1		93686		

## ATE BREMSEN

### All

Mercedes-Benz Volkswagen		F	<b>21 576 19,00 40 3</b>	4	21 576	FVR1038		156	65	19				
		R	<b>21 904 17,00 41 3</b>	4	21 904	FVR1044		64	57	17				
			<b>21 621 17,00 40 3</b>	4	21 621	FVR1039		141	49	17				
			<b>21 592 18,80 40 3</b>	4	21 592	FVR1045		156	55	19				

## AVIA - DAEWOO (Czech)

### A60, A75, A80

Wheel = 17.5" Hydraulic Brakes. Wabco 456F-0	01/97→	F	<b>29 017 23,00 40 4</b>	4	29 017	FCV376	315	191	89	23				BCR101A
--	--------	---	--------------------------	---	--------	--------	-----	-----	----	----	--	--	--	---------

### A60, A75, A80

		R	<b>15 817 12,10 60 3</b>	2	15 817	MP/37/1	325	301	97	12,1		93060		
				2	15 823	MP/38/1	325	251	97	12,1		93060		

### D60, D75, D80, D95

Wheel = 17.5" 110kW	01/99→	F	<b>29 017 23,00 40 4</b>	4	29 017	FCV376	315	191	89	23				BCR101A
---------------------	--------	---	--------------------------	---	--------	--------	-----	-----	----	----	--	--	--	---------

### D60, D75, D80, D95

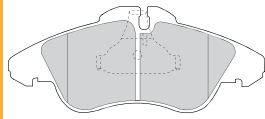
		R	<b>15 817 12,10 60 3</b>	2	15 817	MP/37/1	325	301	97	12,1		93060		
				2	15 823	MP/38/1	325	251	97	12,1		93060		

## AWD

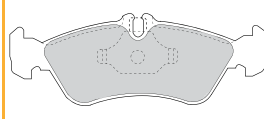
### 4x4 Multi Purpose Units

M 1120	1991→	F	<b>19 306 16,50 60 8</b>	8	19 306	GG/216/1	360	173	170	▶16,5		93683		
MT 12-16		1991→06/92	R	<b>19 306 16,50 60 8</b>	8	19 306	GG/216/1	360	173	170	▶16,5		93683	
MT 12-18														

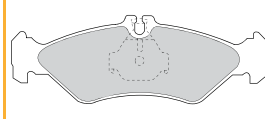
**21 576 19,00 40 3**  
4507



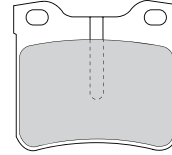
**21 592 18,80 40 3**  
4507



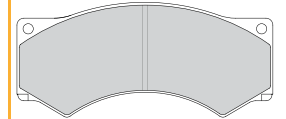
**21 621 17,00 40 3**  
4507



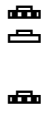
**21 904 17,00 41 3**  
4507



**29 017 23,00 40 4**  
3422 WAB 456 F-Ö



**BCR101A**



315

**A** 26.0

**B** 24.0

**C** 122

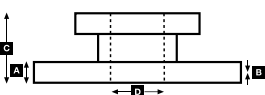
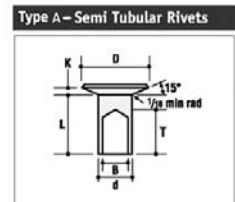
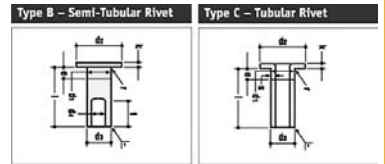
**D** 119

10xM12

**Kg** 13.1



Rivet Ref	Head Size	Shank Ø x Shank Length	Drawing type	Head Shape	T = tubular S = semi-tubular	Material	Material Description
<b>93060</b>	15.5	08x20	Type C	Flat	T (stepped)	STEEL	1 x FM RIVETS BAG INCLUDES 100 PCS
<b>93683</b>	12	L8	Type A	Conical	S	STEEL	1 x FM RIVETS BAG INCLUDES 100 PCS
<b>93684</b>	12	L9	Type A	Conical	S	STEEL	1 x FM RIVETS BAG INCLUDES 100 PCS
<b>93686</b>	12	L11	Type A	Conical	S	STEEL	1 x FM RIVETS BAG INCLUDES 100 PCS







# WVA



!



## ...AWD

## 6x4 Rigids &amp; Tipper

TL 24.27	1991→06/92	F	<b>19 071 18,30 00 8</b>	8	19 071	VL/88/2	410	176	200	▶18,3		93683/ 93685	
		R	<b>19 090 18,30 00 8</b>	8	19 090	VL/87/2	410	176	175	▶18,3		93683/ 93685	

## 8x6 Multi-Drives

MTL 33.27	1991→06/92	F	<b>19 071 18,30 00 8</b>	8	19 071	VL/88/2	410	176	200	▶18,3		93683/ 93685	
		R	<b>19 071 18,30 00 8</b>	8	19 071	VL/88/2	410	176	200	▶18,3		93683/ 93685	

## MTM 55

(8x6)	1988→	F1	<b>59 234 19,10 60 8</b>	8	59 234	RW/27/1	410	202	200	▶19,1	Opt.	93686	
		F2	<b>59 234 19,10 60 8</b>	8	59 234	RW/27/1	410	202	200	▶19,1	Opt.	93686	
		R1	<b>59 234 19,10 60 8</b>	8	59 234	RW/27/1	410	202	200	▶19,1	Opt.	93686	
		R2	<b>59 234 19,10 60 8</b>	8	59 234	RW/27/1	410	202	200	▶19,1	Opt.	93686	

## TK, TK M Series

All	01/88→	F	<b>21 188 18,30 40 3*</b>	4	21 188	FVR511		110	73	18	01/86→12/88,* use/verwenden FVR511		
		F	<b>29 041 18,30 41 4*</b>	4	29 041	FVR655		110	73	18	01/89→,* use/verwenden FVR655		

## TL Range:

All TL 7.14, TL 8.14, TL 9.14	01/88→	F	<b>21 188 18,30 40 3*</b>	4	21 188	FVR511		110	73	18	01/86→12/88,* use/verwenden FVR511		
		F	<b>29 041 18,30 41 4*</b>	4	29 041	FVR655		110	73	18	01/89→,* use/verwenden FVR655		
	07/92→	F	<b>29 302 21,90 40 4</b>	4	29 302	FCV523		176	80	22			
		R	<b>29 302 21,90 40 4</b>	4	29 302	FCV523		176	80	22			

## TL Range:

4x2 Tractors TL 18.16 4x2 Tractors TL 18.18 4x2 Tractors TL 20.16 4x2 Tractors TL 20.18 4x2 Tractors TL 21.16 4x2 Tractors TL 21.18 TL 10.14 TL 12.14 TL 12.16 TL 13.14 TL 13.16	1991→06/92	F	<b>19 306 16,50 60 8</b>	8	19 306	GG/216/1	360	173	170	▶16,5		93683	
		R	<b>19 306 16,50 60 8</b>	8	19 306	GG/216/1	360	173	170	▶16,5		93683	
TL 17.18	1988→06/92	F	<b>19 921 19,30 60 8</b>	8	19 921	CW/12/1	394	191	200	▶19,3		93683	
		R	<b>19 921 19,30 60 8</b>	8	19 921	CW/12/1	394	191	200	▶19,3		93683	
TL 17.27	1991→06/92	F	<b>19 071 18,30 00 8</b>	8	19 071	VL/88/2	410	176	200	▶18,3		93683/ 93685	
		R	<b>19 071 18,30 00 8</b>	8	19 071	VL/88/2	410	176	200	▶18,3		93683/ 93685	

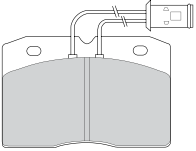
## BEDFORD

## All

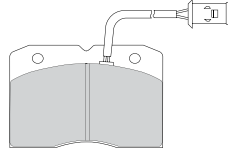
KH (Rigid)	1971→1987	F	<b>17 804 12,70 60 4*</b>	4	17 804	DO/80/1	394	354	127	12,7	* use/verwenden J1287928		
TK 1470	1977→1987	F	<b>17 804 12,70 60 4*</b>	4	17 804	DO/80/1	394	354	127	12,7	* use/verwenden J1287928		
TL 24-27	02/93→	F	<b>19 071 18,30 00 8</b>	8	19 071	VL/88/2	410	176	200	▶18,3		93683/ 93685	
		R1	<b>19 090 18,30 00 8</b>	8	19 090	VL/87/2	410	176	175	▶18,3		93683/ 93685	
		R2	<b>19 090 18,30 00 8</b>	8	19 090	VL/87/2	410	176	175	▶18,3		93683/ 93685	
TL 1470 DMY, DMT, SMT	1980→1987	F	<b>17 804 12,70 60 4*</b>	4	17 804	DO/80/1	394	354	127	12,7	* use/verwenden J1287928		
		R	<b>19 622 12,70 60 4</b>	4	19 622	LH/82/2	394	354	152	12,7			
TL 1470 DOT	1980→1987	F	<b>17 804 12,70 60 4*</b>	4	17 804	DO/80/1	394	354	127	12,7	* use/verwenden J1287928		
		R	<b>19 622 12,70 60 4</b>	4	19 622	LH/82/2	394	354	152	12,7			
TM 2300	1977→1987	F	<b>19 072 12,70 60 4</b>	4	19 072	GG/83/1	394	360	152	12,7		93684	



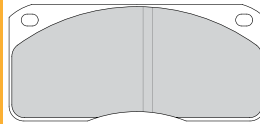
**21 188 18,30 40 3\***  
4508



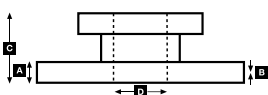
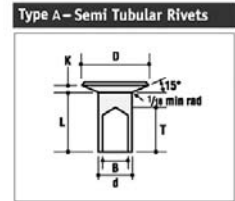
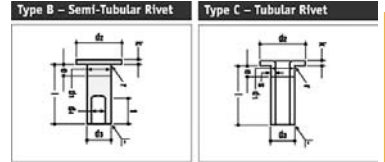
**29 041 18,30 41 4\***  
1721



**29 302 21,90 40 4**  
1720 MER 2x68



Rivet Ref	Head Size	Shank Ø x Shank Length	Drawing type	Head Shape	T = tubular S = semi-tubular	Material	Material Description
<b>93683</b>	12	L8	Type A	Conical	S	STEEL	1 x FM RIVETS BAG INCLUDES 100 PCS
<b>93684</b>	12	L9	Type A	Conical	S	STEEL	1 x FM RIVETS BAG INCLUDES 100 PCS
<b>93685</b>	12	L10	Type A	Conical	S	STEEL	1 x FM RIVETS BAG INCLUDES 100 PCS
<b>93686</b>	12	L11	Type A	Conical	S	STEEL	1 x FM RIVETS BAG INCLUDES 100 PCS





# WVA



!

**...BEDFORD****M Series:**

MT 12-16	02/93→	F	<b>19 306 16,50 60 8</b>	8	19 306	GG/216/1	360	173	170	▶16,5		93683	
MT 12-18		R	<b>19 306 16,50 60 8</b>	8	19 306	GG/216/1	360	173	170	▶16,5		93683	

**DAF****50 Series**

FA 50.130	1992→	F	<b>19 503 16,00 60 4</b>	4	19 503	PB/22/1	360	316	170	16,0		93058	
FA 50.150		R	<b>19 503 16,00 60 4</b>	4	19 503	PB/22/1	360	316	170	16,0		93058	
FA 50.160	10/94→												
FA 50.180													

**50 Series Freighters:**

FA 50.130	1990→1992	F	<b>17 217 11,70 60 4</b>	4	17 217	GG/194/1	330	295	125	11,7		93684	
FA 50.160		R	<b>17 932 10,00 60 3</b>	2	17 933	GG/186/1	330	295	127	▶8,5			
				2	17 932	GG/187/1	330	340	127	▶10,0			
FA 50.150	1990→1992	R	<b>17 316 12,70 60 4*</b>	4	17 316	GG/153/1	394	321	127	12,7	* use/verwenden K17316.0-F3658	93683	

**65 CF Series**

FA 65.180, FA 65.220, FA 65.250 136-184kW	01/01→	F	<b>29 253 30,00 41 4</b>	4	29 253	FCV4345PTS	432	248	109	30	Protec S version			
				<b>29 179 30,00 41 4</b>	4	29 179	FCV1373BHD	432	248	109	30	Alternative HD option pad		
		R	<b>29 253 30,00 41 4</b>	4	29 253	FCV4345PTS	432	248	109	30	Protec S version			
				<b>29 179 30,00 41 4</b>	4	29 179	FCV1373BHD	432	248	109	30	Alternative HD option pad		

**65 CF Series**

FA 65 CF 180 133kW /181PS	02/98→	F	<b>19 010 20,60 60 6</b>	4	19 011	DF/44/1	420	177	150	▶20,6		93686		
FA 65 CF 210 156kW /212PS				<b>19 010 20,60 60 6</b>	4	19 010	DF/45/1	420	176	150	▶20,8		93686	
FA 65 CF 240 177kW /241PS		R	<b>19 063 20,60 60 6</b>	4	19 063	DF/48/1	420	177	200	▶20,6		93685		
FAV 65 CF 180 (4x4) 133kW/181PS				<b>19 064 20,60 60 6</b>	4	19 064	DF/49/1	420	176	200	▶20,8		93685	
FAV 65 CF 210 156kW /212PS														

**75 CF-Series**

FA 75.250, FA 75.310, FA 75.360, FAG 75.250, FAG 75.310, FAG 75.360, FAR 75.250, FAR 75.310, FAR 75.360, FAT 75.250, FAT 75.310, FAT 75.360, FT 75.250, FT 75.310, FT 75.360 183-265kW	01/01→	F	<b>29 253 30,00 41 4</b>	4	29 253	FCV4345PTS	432	248	109	30	Protec S version			
				<b>29 179 30,00 41 4</b>	4	29 179	FCV1373BHD	432	248	109	30	Alternative HD option pad		
		R	<b>29 253 30,00 41 4</b>	4	29 253	FCV4345PTS	432	248	109	30	Protec S version			
				<b>29 179 30,00 41 4</b>	4	29 179	FCV1373BHD	432	248	109	30	Alternative HD option pad		

**75 CF-Series**

FA 75 CF 250 183kW /249PS	02/98→	F	<b>19 010 20,60 60 6</b>	4	19 011	DF/44/1	420	177	150	▶20,6		93686		
FA 75 CF 290 212kW /288PS				<b>19 010 20,60 60 6</b>	4	19 010	DF/45/1	420	176	150	▶20,8		93686	
FAG, FAN 75 CF 2500 (6x2/4) 183kW/249PS		R1	<b>19 063 20,60 60 6</b>	4	19 063	DF/48/1	420	177	200	▶20,6		93685		
FAG, FAN 75 CF 320 (6x2/4)				<b>19 064 20,60 60 6</b>	4	19 064	DF/49/1	420	176	200	▶20,8		93685	
FAR, FAS 75 CF 250 (6x2)		R2	<b>19 052 20,60 60 6</b>	4	19 052	DF/46/1	420	177	175	▶20,6	6x2/6x4	93686		
FAR, FAS 75 CF 290 (6x2)				<b>19 055 20,60 60 6</b>	4	19 055	DF/47/1	420	176	175	▶20,8		93686	
FAR, FAS 75 CF 320 (6x2)														
FAT 75 CF 250 183kW /249PS														
FAT 75 CF 290 (6x4) 212kW/288PS														
FAT 75 CF 320 (6x4) 235kW/320PS														
FT 75 CF 250 (4x2) 183kW/249PS														
FT 75 CF 290 (4x2) 212kW/288PS														
FT 75 CF 320 (4x2) 235kW/320PS														

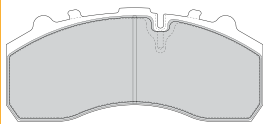
**80 Series**

FAD 80.250 (8x4)	1991→	F	<b>19 542 19,20 60 8</b>	8	19 542	RW/25/1	381	180	200	▶19,2		93684	
FAD 80.260 (8x4)		R	<b>19 542 19,20 60 8</b>	8	19 542	RW/25/1	381	180	200	▶19,2		93684	
FAD 80.270 (8x4)													
FAD 80.300 (8x4)													
FAD 80.330 (8x4)													
FAT 80.260 (6x4)													
FT 80.300	1990→1991	F	<b>19 921 19,30 60 8</b>	8	19 921	CW/12/1	394	191	200	▶19,3		93683	
FT 80.330		R	<b>19 921 19,30 60 8</b>	8	19 921	CW/12/1	394	191	200	▶19,3		93683	
FTG 80.330	1990→1991	F	<b>19 921 19,30 60 8</b>	8	19 921	CW/12/1	394	191	200	▶19,3		93683	
		R2	<b>19 921 19,30 60 8</b>	8	19 921	CW/12/1	394	191	200	▶19,3		93683	

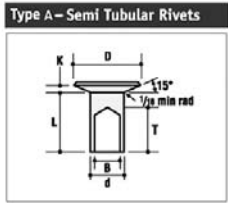
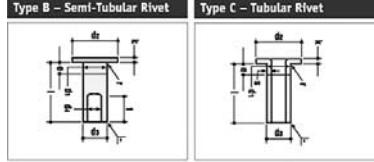


**29 179 30,00 41 4**  
4576 KNR SB/SN7

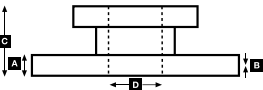
**29 253 30,00 41 4**  
4567 KNR SB/SN7



Rivet Ref	Head Size	Shank Ø x Shank Length	Drawing type	Head Shape	T = tubular S = semi-tubular	Material	Material Description
<b>93058</b>	15.5	Ø8x15	Type C	Flat	T (stepped)	STEEL	1 x FM RIVETS BAG INCLUDES 100 PCS
<b>93683</b>	12	L8	Type A	Conical	S	STEEL	1 x FM RIVETS BAG INCLUDES 100 PCS
<b>93684</b>	12	L9	Type A	Conical	S	STEEL	1 x FM RIVETS BAG INCLUDES 100 PCS
<b>93685</b>	12	L10	Type A	Conical	S	STEEL	1 x FM RIVETS BAG INCLUDES 100 PCS
<b>93686</b>	12	L11	Type A	Conical	S	STEEL	1 x FM RIVETS BAG INCLUDES 100 PCS



BEDFORD - DAF







# WVA



!



## ...DAF

## 85 CF-Series

FA 85.340, FA 85.380, FA 85.430, FA 85.480, FAD, FAD 85.380, FAD 85.430, FAD 85.480, FAG 85.340, FAG 85.380, FAG 85.430, FAG 85.480, FAR 85.340, FAR 85.380, FAR 85.430, FAR 85.480, FAT 85.340, FAT 85.380, FAT 85.430, FAT 85.480, FT 85.340, FT 85.380, FT 85.430, FT 85	01/01→	F	29 253 30,00 41 4	4	29 253	FCV4345PTS	432	248	109	30	ProTec S version			
			29 179 30,00 41 4	4	29 179	FCV1373BHD	432	248	109	30	Alternative HD option pad			
		R	29 253 30,00 41 4	4	29 253	FCV4345PTS	432	248	109	30	ProTec S version			
			29 179 30,00 41 4	4	29 179	FCV1373BHD	432	248	109	30	Alternative HD option pad			

## Blueline

Bear 22/24 ton GVW Bison 22t GVW Bison 22t GVW (BN50) Buffalo (16/32 ton rigid) Clydesdale Clydesdale CD40/CD41 Lynx LX50 (16 ton GVW rigid) Lynx LX50 (26/28 ton GVW tractor) Marathon MTL 38-28 Drawbar Reiver Super Buffalo 24t GVW Super Comet	1973→1975	F	19 072 12,70 60 4	4	19 072	GG/83/1	394	360	152	12,7		93684		
	1973→1984													
	1969→1982													
	1971→1981													
	1971→1982													
	1969→1980													
	1977→1981													
	1974→1982													
	1973→1981													
	1973→1975													
Octopus	1975→1981	FI	19 072 12,70 60 4	4	19 072	GG/83/1	394	360	152	12,7		93684		
		F2	19 072 12,70 60 4	4	19 072	GG/83/1	394	360	152	12,7		93684		

## Boxer

BX1425 BX1450	1969→1982	F	19 622 12,70 60 4	4	19 622	LH/82/2	394	354	152	12,7				
	1975→1982													
BX16 Tractive unit	1973→1982	F	17 555 09,50 60 4	4	17 555	GG/144/1	330	299	101	9,5				
		R	17 662 09,50 60 3	2	17 662	GG/163/1	330	300	127	9,5		93684		
			17 663 09,50 60 3	2	17 663	GG/164/1	330	343	127	9,5		93684		
BX1600	1971→1983	F	19 072 12,70 60 4	4	19 072	GG/83/1	394	360	152	12,7		93684		

## F 1000

FA 1000 CB, FA 1000 CN 96-108kW	12/86→12/92	F	29 017 23,00 40 4	4	29 017	FCV376	312	191	89	23				FCR102A
---------------------------------	-------------	---	-------------------	---	--------	--------	-----	-----	----	----	--	--	--	---------

## F 45 Series

FA 45.120-035, FA 45.120-06, FA 45.130 B06, FA 45.130 C06, FA 45.150 B08, FA 45.150 C08, FA 45.150 B11, FA 45.150 C11, FA 45.150 C09, FA 45.150-10, FA 45.150 B10, FA 45.160 -10, FA 45.160 C08, FA 45.160 C09, FA 45.160 C11, FA 45.180, FA45.210 85-158kW	05/91→12/00	F	29 017 23,00 40 4	4	29 017	FCV376	312	191	89	23	* use/verwenden FCV503			FCR102A
			29 024 23,00 41 3*	4	29 024	FCV503								

## F 45 Series (10 &amp; 11 ton)

FA 45.150 C09 108kW /147PS FA 45.160 C09 119kW /162PS FA 45.160 C11 119kW /162PS FA 45.160-10 119kW /162PS FA 45.180 B10 133kW /181PS FA 45.180 B11 133kW /181PS FA 45.210 B11 158kW /215PS	05/91→2001	R	17 900 12,10 60 3	2	17 900	MP/39/1	325	301	147	12,1		93057		
	05/95→2001					MP/40/1	325	251	147	12,1		93057		

## F 45 Series (3,5-7,7 ton)

FA 45.130 B06, C06 97kW/132PS FA 45.130 B08, C08 FA 45.150 B08, C08 107kW/146PS FA 45.160 C08 119kW /162PS FA 45.180 B08 133kW /181PS FA 45.210 B08 158kW /215PS	05/91→2001	R	15 817 12,10 60 3	2	15 817	MP/37/1	325	301	97	12,1		93060		
	05/95→2001 1996→2001					MP/38/1	325	251	97	12,1		93060		

## F 50 Series

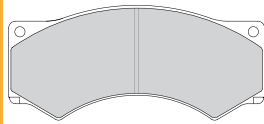
FA 50 Wheel = 19,5" Air Brake Wabco 1600 V-G	→05/95	F	29 077 27,00 40 3	4	29 077	FCV1042	375	205	106	27				BCR151A
--	--------	---	-------------------	---	--------	---------	-----	-----	-----	----	--	--	--	---------

## F 55 Series

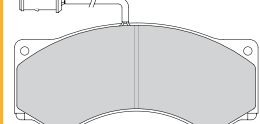
FA 55.150 B13, FA 55.180 B13, FA 55.180 B15, FA 55.210 B13, FA 55.210 B15, FA 55.230 B13, FA 55.230 B15, FAG 55.210 B 21 107-173kW	11/95→12/00	F	29 077 27,00 40 3	4	29 077	FCV1042	375	205	106	27				BCR151A
--	-------------	---	-------------------	---	--------	---------	-----	-----	-----	----	--	--	--	---------



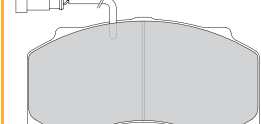
**29 017 23,00 40 4**  
3422 WAB 456 F-Ö



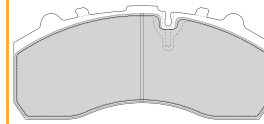
**29 024 23,00 41 3\***  
1721 WAB 456 F-Ö



**29 077 27,00 40 3**  
1721 WAB 1600 V-G



**29 179 30,00 41 4**  
4576 KNR SB/SN7



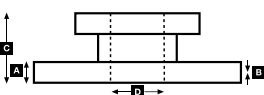
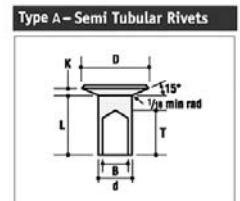
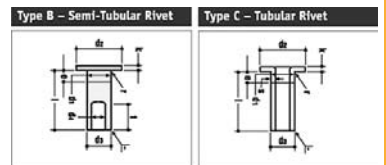
**29 253 30,00 41 4**  
4567 KNR SB/SN7



<b>BCR151A</b>		375	44.0	37.0	128	154	10xM14	25.0	
<b>FCR102A</b>		312	30.0	27.5	137	133	12xM12	14.6	



Rivet Ref	Head Size	Shank Ø x Shank Length	Drawing type	Head Shape	T = tubular S = semi-tubular	Material	Material Description
<b>93057</b>	15.5	08x12	Type C	Flat	T (stepped)	STEEL	1 x FM RIVETS BAG INCLUDES 100 PCS
<b>93060</b>	15.5	08x20	Type C	Flat	T (stepped)	STEEL	1 x FM RIVETS BAG INCLUDES 100 PCS
<b>93684</b>	12	L9	Type A	Conical	S	STEEL	1 x FM RIVETS BAG INCLUDES 100 PCS





# WVA



!



## ...DAF

## F 55 Series

FA 55.180 B13 Wabco 1600 V-G 133kW /182PS FA 55.180 B15 Wabco 1600 V-G 133kW /182PS FA 55.210 B13 Wabco 1600 V-G 158kW /215PS FA 55.210 B15 Wabco 1600 V-G 158kW /215PS FA 55.230 B13 Wabco 1600 V-G 173kW /235PS FA 55.230 B15 Wabco 1600 V-G 173kW /235PS FAG 55.210 B21 158kW/215PS	11/95→2001	R	<b>19 503 16,00 60 4</b>	4	19 503	PB/22/1	360	316	170	16,0			93058		
--	------------	---	--------------------------	---	--------	---------	-----	-----	-----	------	--	--	-------	--	--

## F 600

FA 600 CD 85kW	12/86→12/92	F	<b>29 017 23,00 40 4</b>	4	29 017	FCV376	315	191	89	23					<b>BCR101A</b>
----------------	-------------	---	--------------------------	---	--------	--------	-----	-----	----	----	--	--	--	--	----------------

## F 65 Series

FA 65.180 (4x2) 133kW/181PS FA 65.210 156kW /212PS	03/93→02/98	F	<b>19 010 20,60 60 6</b>	4	19 011	DF/44/1	420	177	150	▶20,6			93686		
FA 65.240 177kW /240PS FAV 65.180 (4x4) 133kW/181PS FAV 65.210 156kW /212PS	05/96→02/98 03/93→02/98	R	<b>19 063 20,60 60 6</b>	4	19 010 19 063 19 064	DF/45/1 DF/48/1 DF/49/1	420 420	176 177	150 200	▶20,8 ▶20,6 ▶20,8			93686 93685 93685		

## F 75 Series

FA 75.240 ATi (4x2) 180kW/245PS FA 75.270 ATi (4x2) 200kW/272PS FA 75.300 (4x2) 222kW/302PS FAG 75.240 ATi (6x2/4) 180kW/245PS FAG 75.270, FAN 75.270 (6x2/4) 200kW/272PS FAG 75.300, FAN 75.300 (6x2/4) 222kW/302PS FAN 75.240 (6x2/4) 180kW/245PS FAR 75.240 (6x2) 180kW/245PS FAR 75.270, FAS 75.270 (6x2) 200kW/272PS FAR 75.300 (6x2) 222kW/302PS FAS 75.240 (6x2) 180kW/245PS FAS 75.300 (6x2) 222kW/302PS FAT 75.270 (6x4) 200kW/272PS FAV 75.240 (4x4) 180kW/245PS FAV 75.270 (4x4) 200kW/272PS FT 75.240 ATi (4x2) 180kW/245PS FT 75.270 (4x2) 200kW/272PS FT 75.300 (4x2) 222kW/302PS	07/92→02/98	F	<b>19 010 20,60 60 6</b>	4	19 011 19 010	DF/44/1 DF/45/1	420 420	177 176	150 150	▶20,6 ▶20,8			93686 93686		
		R1	<b>19 063 20,60 60 6</b>	4	19 063 19 064	DF/48/1 DF/49/1	420 420	177 176	200 200	▶20,6 ▶20,8			93685 93685		
		R2	<b>19 052 20,60 60 6</b>	4	19 052 19 055	DF/46/1 DF/47/1	420 420	177 176	175 175	▶20,6 ▶20,8	6x2/6x4		93686 93686		

## F 800 Series

FA 800 CB, FA 800 CN 96-108kW	12/86→08/91	F	<b>29 017 23,00 40 4</b>	4	29 017	FCV376	315	191	89	23					<b>BCR101A</b>
-------------------------------	-------------	---	--------------------------	---	--------	--------	-----	-----	----	----	--	--	--	--	----------------

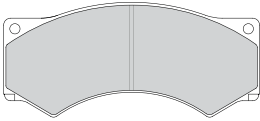
## F 800 Series







FA 800 CB, FA 800 CN 96-108kW	12/86→08/91	R	<b>15 817 12,10 60 3</b>	2	15 817 15 823	MP/37/1 MP/38/1	325 325	301 251	97 97	12,1 12,1			93060 93060		
-------------------------------	-------------	---	--------------------------	---	------------------	--------------------	------------	------------	----------	--------------	--	--	----------------	--	--

## F 85 CF Series

FA 85 CF 340 (4x2) 250kW/340PS FA 85 CF 380 (4x2) 280kW/381PS FT 85 CF 340 (4x2) 250kW/340PS FT 85 CF 380 (4x2) 280kW/381PS FAC 85 CF 430 (8x2) 315kW/428PS FAD 85 CF 340 (8x4/4) 250kW/340PS FAD 85 CF 380 (8x4/4) 280kW/381PS FAD 85 CF 430 (8x4/4) 315kW/428PS FAG 85 CF 340 (6x2/4) 250kW/340PS FAG 85 CF 380 (6x2/4) 280kW/381PS FAG 85 CF 430 (6x2/4) 315kW/428PS FAN 85 CF 340 (6x2/4) 250kW/340PS FAN 85 CF 380 (6x2/4) 280kW/381PS FAN 85 CF 430 (6x2/4) 315kW/428PS FAR 85 CF 340 (6x2) 250kW/340PS FAR 85 CF 380 (6x2) 280kW/381PS FAR 85 CF 430 (6x2) 315kW/428PS FAS 85 CF 340 250kW/340PS FAS 85 CF 380 280kW/381PS	02/98→	F	<b>19 010 20,60 60 6</b>	4	19 011 19 010	DF/44/1 DF/45/1	420 420	177 176	150 150	▶20,6 ▶20,8			93686 93686		
		R	<b>19 063 20,60 60 6</b>	4	19 063 19 064	DF/48/1 DF/49/1	420 420	177 176	200 200	▶20,6 ▶20,8			93685 93685		

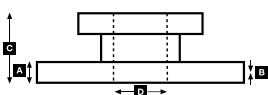
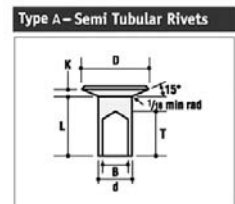
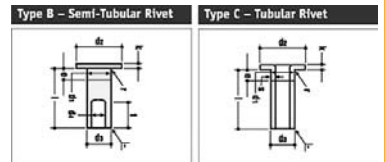
**29 017 23,00 40 4**  
 3422 WAB 456 F-Ö



			<b>A</b>	<b>B</b>	<b>C</b>	<b>D</b>		<b>Kg</b>	
<b>BCR101A</b>		315	26.0	24.0	122	119	10xM12	13.1	



Rivet Ref	Head Size	Shank Ø x Shank Length	Drawing type	Head Shape	T = tubular S = semi-tubular	Material	Material Description
<b>93058</b>	15.5	08x15	Type C	Flat	T (stepped)	STEEL	1 x FM RIVETS BAG INCLUDES 100 PCS
<b>93060</b>	15.5	08x20	Type C	Flat	T (stepped)	STEEL	1 x FM RIVETS BAG INCLUDES 100 PCS
<b>93685</b>	12	L10	Type A	Conical	S	STEEL	1 x FM RIVETS BAG INCLUDES 100 PCS
<b>93686</b>	12	L11	Type A	Conical	S	STEEL	1 x FM RIVETS BAG INCLUDES 100 PCS







# WVA



!



## ...DAF

## ...F 85 CF Series

FAS 85 CF 430 315kW/428PS													
FAT 85 CF 340 (6x4) 250kW/340PS													
FAT 85 CF 380 (6x4) 280kW/381PS													
FAT 85 CF 430 (6x4) 315kW/428PS													
FTG 85 CF 340 (6x2/4) 250kW/340PS													
FTG 85 CF 380 (6x2/4) 280kW/381PS													
FTG 85 CF 430 315kW/428PS													
FTT 85 CF 340 (6x4) 250kW/340PS													
FTT 85 CF 430 (6x4) 315kW/428PS													

## F 85 Series

FA 85.330 ATi (4x2) 242kW/330PS	07/92→02/98	F	<b>19 010 20,60 60 6</b>	4	19 011	DF/44/1	420	177	150	▶20,6		93686	
FA 85.360 ATi (4x2) 268kW/365PS				4	19 010	DF/45/1	420	176	150	▶20,8		93686	
FA 85.400 ATi (4x2) 295kW/401PS	03/95→02/98	R	<b>19 063 20,60 60 6</b>	4	19 063	DF/48/1	420	177	200	▶20,6		93685	
FT 85.330 ATi (4x2) 242kW/330PS	07/92→02/98			4	19 064	DF/49/1	420	176	200	▶20,8		93685	
FT 85.360 ATi (4x2) 268kW/365PS													
FT 85.400 ATi (4x2) 295kW/401PS	03/95→02/98												
FAD 85.330 ATi (8x4) 242kW/330PS	07/92→02/98	F1	<b>19 052 20,60 60 6</b>	4	19 052	DF/46/1	420	177	175	▶20,6		93686	
FAD 85.360 ATi (8x4) 268kW/365PS				4	19 055	DF/47/1	420	176	175	▶20,8		93686	
FAD 85.400 ATi (8x4) 295kW/401PS	03/95→02/98	F2	<b>19 010 20,60 60 6</b>	4	19 011	DF/44/1	420	177	150	▶20,6		93686	
				4	19 010	DF/45/1	420	176	150	▶20,8		93686	
		R1	<b>19 063 20,60 60 6</b>	4	19 063	DF/48/1	420	177	200	▶20,6		93685	
				4	19 064	DF/49/1	420	176	200	▶20,8		93685	
		R2	<b>19 052 20,60 60 6</b>	4	19 052	DF/46/1	420	177	175	▶20,6		93686	
				4	19 055	DF/47/1	420	176	175	▶20,8		93686	
FAG 85.330 (6x2/2/4) 242kW/330PS	07/92→02/98	F	<b>19 052 20,60 60 6</b>	4	19 052	DF/46/1	420	177	175	▶20,6		93686	
FAG 85.360 (6x2/2/4) 268kW/365PS				4	19 055	DF/47/1	420	176	175	▶20,8		93686	
FAG 85.400 (6x2/2/4) 295kW/401PS	03/95→02/98	R1	<b>19 010 20,60 60 6</b>	4	19 011	DF/44/1	420	177	150	▶20,6		93686	
FAR 85.330 (6x2/2/4) 242kW/330PS	07/92→02/98			4	19 010	DF/45/1	420	176	150	▶20,8		93686	
FAR 85.360 (6x2/2/4) 268kW/365PS				4	19 063	DF/48/1	420	177	200	▶20,6		93685	
FAR 85.400 (6x2/2/4) 295kW/401PS	03/95→02/98			4	19 064	DF/49/1	420	176	200	▶20,8		93685	
FAS 85.330 (6x2/2/4) 242kW/330PS	07/92→02/98												
FAS 85.360 (6x2/2/4) 268kW/365PS													
FAS 85.400 (6x2/2/4) 295kW/401PS	03/95→02/98												
FTG 85.330 (6x2/4) 242kW/330PS	07/92→02/98												
FTG 85.360 (6x2/4) 268kW/365PS													
FTG 85.400 (6x2/4) 295kW/401PS	03/95→02/98												
FAT 85.330 ATi (6x4) 242kW/330PS	07/92→02/98	F	<b>19 052 20,60 60 6</b>	4	19 052	DF/46/1	420	177	175	▶20,6		93686	
FAT 85.360 ATi (6x4) 268kW/365PS				4	19 055	DF/47/1	420	176	175	▶20,8		93686	
FAT 85.400 ATi (6x4) 295kW/401PS	03/95→02/98	R1	<b>19 063 20,60 60 6</b>	4	19 063	DF/48/1	420	177	200	▶20,6		93685	
FTT 85.330 (6x4) 242kW/330PS	07/92→02/98			4	19 064	DF/49/1	420	176	200	▶20,8		93685	
FTT 85.360 ATi (6x4) 268kW/365PS				4	19 063	DF/48/1	420	177	200	▶20,6		93685	
FTT 85.400 ATi (6x4) 295kW/401PS	03/95→02/98	R2	<b>19 063 20,60 60 6</b>	4	19 064	DF/49/1	420	176	200	▶20,8		93685	

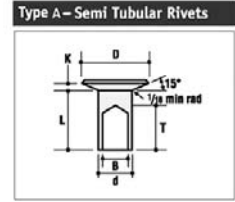
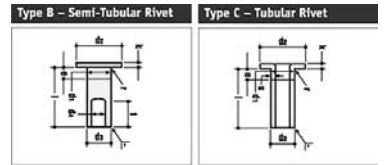
## F 95 / 95 XF Series

All types (306-507 PS) 420 x 150mm:	09/87→1989	F	<b>19 900 19,10 60 6</b>	4	19 900	DF/34/1	420	177	150	▶19,1		93686	
				4	19 901	DF/35/1	420	179	150	▶18,5		93686	
		R	<b>19 900 19,10 60 6</b>	4	19 900	DF/34/1	420	177	150	▶19,1	Trailing axle	93686	
				4	19 901	DF/35/1	420	179	150	▶18,5		93686	
R2	<b>19 900 19,10 60 6</b>	4	19 900	DF/34/1	420	177	150	▶19,1		93686			
		4	19 901	DF/35/1	420	179	150	▶18,5		93686			
All types (306-507 PS) 420 x 175mm:	09/87→1989	F	<b>19 888 18,50 60 6</b>	4	19 888	DF/36/1	420	177	175	▶18,5		93686	
				4	19 889	DF/37/1	420	179	175	▶19,1		93686	
		R	<b>19 888 18,50 60 6</b>	4	19 888	DF/36/1	420	177	175	▶18,5		93686	
				4	19 889	DF/37/1	420	179	175	▶19,1		93686	
All types (306-507 PS) 420 x 200mm:	09/87→1989	R	<b>19 890 18,50 60 6</b>	4	19 891	DF/32/1	420	179	200	▶19,1		93685	
				4	19 890	DF/33/1	420	177	200	▶18,5		93685	
		R2	<b>19 890 18,50 60 6</b>	4	19 891	DF/32/1	420	179	200	▶19,1		93685	
				4	19 890	DF/33/1	420	177	200	▶18,5		93685	
All types with S-Cam brake 419 x 127mm:	1990→09/02		<b>17 012 21,55 60 6</b>	4	17 013	DF/40/1	419	209	127	▶21,55		93686	
				4	17 012	DF/41/1	419	220	127	▶21,55		93686	
All types with S-Cam brake 419 x 152mm:	1990→09/02		<b>19 024 20,60 60 6</b>	4	19 024	DF/42/1	419	209	152	▶20,6		93686	
				4	19 031	DF/43/1	419	220	152	▶20,8		93686	

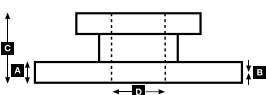


# DAF

Rivet Ref	Head Size	Shank Ø x Shank Length	Drawing type	Head Shape	T = tubular S = semi-tubular	Material	Material Description
<b>93685</b>	12	L10	Type A	Conical	S	STEEL	1 x FM RIVETS BAG INCLUDES 100 PCS
<b>93686</b>	12	L11	Type A	Conical	S	STEEL	1 x FM RIVETS BAG INCLUDES 100 PCS



DAF





# WVA



!

**...DAF****...F 95 / 95 XF Series**

All types with S-Cam brake 420 x 150mm:	1990→09/02	<b>19 010 20,60 60 6</b>	4	19 011	DF/44/1	420	177	150	▶20,6		93686	
			4	19 010	DF/45/1	420	176	150	▶20,8		93686	
All types with S-Cam brake 420 x 175mm:	1990→09/02	<b>19 052 20,60 60 6</b>	4	19 052	DF/46/1	420	177	175	▶20,6		93686	
			4	19 055	DF/47/1	420	176	175	▶20,8		93686	
All types with S-Cam brake 420 x 200mm:	1990→09/02	<b>19 063 20,60 60 6</b>	4	19 063	DF/48/1	420	177	200	▶20,6		93685	
			4	19 064	DF/49/1	420	176	200	▶20,8		93685	

**Freighter**

11.11, 13, 14, 15	1983→1990	F	<b>17 662 09,50 60 3</b>	2	17 662	GG/163/1	330	300	127	9,5		93684			
				2	17 663	GG/164/1	330	343	127	9,5		93684			
				F	<b>17 217 11,70 60 4</b>	4	17 217	GG/194/1	330	295	125	11,7	Opt.	93684	
				R	<b>17 662 09,50 60 3</b>	2	17 662	GG/163/1	330	300	127	9,5		93684	
				2	17 663	GG/164/1	330	343	127	9,5			93684		
				R	<b>17 932 10,00 60 3</b>	2	17 932	GG/186/1	330	295	127	▶8,5	Opt.		
				2	17 932	GG/187/1	330	340	127	▶10,0					
				13.11, 13, 14, 16	1982→1990	R	<b>17 316 12,70 60 4*</b>	4	17 316	GG/153/1	394	321	127	12,7	Opt. - * use/verwenden K17316.0-F3658
15.11, 14 16.13, 15 16.14	1983→1990	F	<b>17 217 11,70 60 4</b>	4	17 217	GG/194/1	330	295	125	11,7	7 <sup>th</sup> brake	93684			
	1981→1984	F	<b>19 072 12,70 60 4</b>	4	19 072	GG/83/1	394	360	152	12,7	Opt.	93684			
	1983→1990														

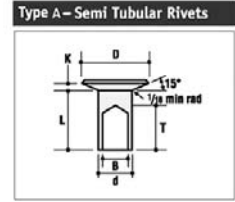
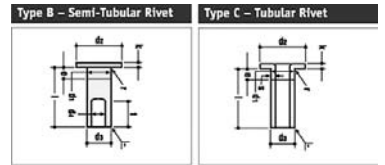
**F-Series**

2100 F 2000, 2005 FA/FT 121kW/165PS F 2200, 2205 FA/FAS/FAT/FM/FT 159kW/216PS	1972→1989	F	<b>17 263 18,30 60 6</b>	4	17 263	DF/22/3	419	209	127	▶18,3		93685			
				4	17 264	DF/23/3	419	216	127	▶18,8		93685			
				R	<b>19 150 18,30 60 6</b>	4	19 150	DF/20/3	419	209	152	▶18,3		93685	
				4	19 151	DF/21/3	419	216	152	▶18,8		93685			
3200 FA 2100 150kW /204PS FA 2105 DHR 150kW /204PS FA 2105 DM FAD 2205 FAD 2305 DHU FAS 2105 DHR FAT 2305 DHRE FT 2100, 2105 DHR 150kW/204PS FT 2105 DHTD, DHT FIS, FIT 2200	→1989	F	<b>19 150 18,30 60 6</b>	4	19 150	DF/20/3	419	209	152	▶18,3		93685			
	1977→1989			4	19 151	DF/21/3	419	216	152	▶18,8		93685			
	1978→1989	R	<b>19 150 18,30 60 6</b>	4	19 150	DF/20/3	419	209	152	▶18,3		93685			
	1980→1989			4	19 151	DF/21/3	419	216	152	▶18,8		93685			
	1974→1989														
	1980→1986														
	1980→1989														
	1980→1986														
	1983→1989														
	F 500 F 700 (6-7, 5 to) 57kW/78PS	1978→1986	F	<b>17 829 10,00 60 3*</b>	2	17 829	BT/76/1	310	245	100	10,0	* use/verwenden J1228928	93038		
1975→1986				2	17 830	SA/25/1	310	209	100	10,0		93038			
		R	<b>17 831 10,00 60 3*</b>	2	17 832	SA/26/1	310	245	125	10,0	* use/verwenden J1229928	93038			
				2	17 831	SA/27/1	310	209	125	10,0		93038			
F 800 F 900 (8-10 to) FA 900 DE, DD FA 900 DF, DT FA 1100 DNTD 96kW/130PS FA 1100 DT 110kW/150PS FT 1100	1975→1986	F	<b>17 827 12,50 60 3*</b>	2	17 827	SA/28/1	325	251	120	12,5	* use/verwenden J1227928				
				2	17 828	SA/29/1	325	210	120	12,5					
	1983→1986	R	<b>19 620 12,50 60 3</b>	2	19 621	SA/30/1	325	251	150	12,5					
				2	19 620	SA/31/1	325	210	150	12,5					
	1987→1990														
	1978→1986														
F 1100 F 1300 (G110) F 1400 (G130) FA 1500	1978→1986	F	<b>17 804 12,70 60 4*</b>	4	17 804	DO/80/1	394	354	127	12,7	* use/verwenden J1228928				
	1976→1986	R	<b>19 622 12,70 60 4</b>	4	19 622	LH/82/2	394	354	152	12,7					
F 2500 DHS, Turbo Intercooler 184kW/250PS FA 2805 DKSE 206kW/280PS FAD 2525 DHS (8x4) 184kW/250PS FAR 2500 DHS (6x2) 184kW/250PS FAT 2305 DHU, FT 2500 FAT 2525 DHS (6x4) 184kW/250PS FT & FA 2500 DHS 195kW/265PS FT 2500 DHS N 2800 (6x4)	1981→1989	F	<b>19 150 18,30 60 6</b>	4	19 150	DF/20/3	419	209	152	▶18,3		93685			
	1984→1989			4	19 151	DF/21/3	419	216	152	▶18,8		93685			
	1983→1989	R1	<b>19 256 18,30 60 6</b>	4	19 256	DF/16/2	419	208	178	▶18,3		93685			
	1982→1989			4	19 260	DF/17/2	419	216	178	▶18,8		93685			
	1977→1989	R2	<b>19 256 18,30 60 6</b>	4	19 256	DF/16/2	419	208	178	▶18,3		93685			
	1983→1989			4	19 260	DF/17/2	419	216	178	▶18,8		93685			
	1986→1989														
	1982→1989														

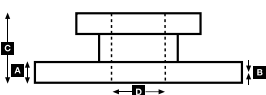


# DAF

Rivet Ref	Head Size	Shank Ø x Shank Length	Drawing type	Head Shape	T = tubular S = semi-tubular	Material	Material Description
<b>93038</b>	9.5	05x10	Type C	Flat	T	STEEL	1 x FM RIVETS BAG INCLUDES 100 PCS
<b>93683</b>	12	L8	Type A	Conical	S	STEEL	1 x FM RIVETS BAG INCLUDES 100 PCS
<b>93684</b>	12	L9	Type A	Conical	S	STEEL	1 x FM RIVETS BAG INCLUDES 100 PCS
<b>93685</b>	12	L10	Type A	Conical	S	STEEL	1 x FM RIVETS BAG INCLUDES 100 PCS
<b>93686</b>	12	L11	Type A	Conical	S	STEEL	1 x FM RIVETS BAG INCLUDES 100 PCS



DAF







# WVA



!



## ...DAF

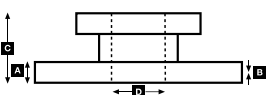
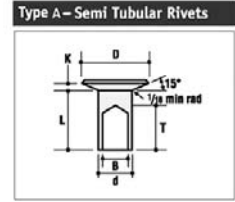
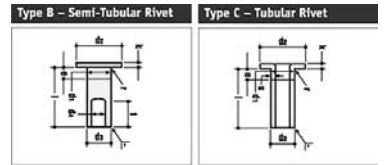
## ...F-Series

F 2800 ATi F 3200 ATi	1986→1989	F1	19 150 18,30 60 6	4	19 150	DF/20/3	419	209	152	▶18,3		93685	
			4	19 151	DF/21/3	419	216	152	▶18,8		93685		
		F2	19 150 18,30 60 6	4	19 150	DF/20/3	419	209	152	▶18,3		93685	
			4	19 151	DF/21/3	419	216	152	▶18,8		93685		
	R1	19 890 18,50 60 6	4	19 891	DF/32/1	420	179	200	▶19,1		93685		
		4	19 890	DF/33/1	420	177	200	▶18,5		93685			
	R2	19 256 18,30 60 6	4	19 256	DF/16/2	419	208	178	▶18,3	6x4	93685		
		4	19 260	DF/17/2	419	216	178	▶18,8		93685			
	R2	19 150 18,30 60 6	4	19 150	DF/20/3	419	209	152	▶18,3	Trailing axle	93685		
		4	19 151	DF/21/3	419	216	152	▶18,8	93685				
F 3300 DKX Turbo Intercooler 243kW/330PS FA 3305 DKX 243kW/330PS FAG 2305 DHT (6x2) 162kW/220PS FAR, FTR 3300 DKX (6x2) FAR, FTR 3300 DKX (6x2) 243kW/330PS FTR 3300 DKSE (6x2) 206kW/280PS FTR 3300 DKX (6x2) 243kW/330PS	1981→1989	F	19 150 18,30 60 6	4	19 150	DF/20/3	419	209	152	▶18,3		93685	
	1984→1989			4	19 151	DF/21/3	419	216	152	▶18,8		93685	
	1982→1989	R1	19 256 18,30 60 6	4	19 256	DF/16/2	419	208	178	▶18,3		93685	
			4	19 260	DF/17/2	419	216	178	▶18,8		93685		
	1984→1989	R2	19 150 18,30 60 6	4	19 150	DF/20/3	419	209	152	▶18,3		93685	
	1983→1989			4	19 151	DF/21/3	419	216	152	▶18,8		93685	
1982→1989													
FA 600/800 Wabco 465 F-0	1987→1991	R	15 817 12,10 60 3	2	15 817	MP/37/1	325	301	97	12,1		93060	
			2	15 823	MP/38/1	325	251	97	12,1		93060		
FA 1005 (17, 5") Wabco 465 F-0	1987→	R	17 900 12,10 60 3	2	17 900	MP/39/1	325	301	147	12,1		93057	
			2	17 901	MP/40/1	325	251	147	12,1		93057		
FA 1300 DNT 132kW /180PS	1987→1989	F	19 923 16,50 60 4*	4	19 923	GG/211/1	360	351	170	▶16,5	* use/verwenden B2063927	93683	
		R	19 923 16,50 60 4*	4	19 923	GG/211/1	360	351	170	▶16,5	* use/verwenden B2063927	93683	
FA 1700 DNT	1987→1995	F	19 923 16,50 60 4*	4	19 923	GG/211/1	360	351	170	▶16,5	* use/verwenden B2063927	93683	
			8	19 306	GG/216/1	360	173	170	▶16,5	1/90→	93683		
		R	19 923 16,50 60 4*	4	19 923	GG/211/1	360	351	170	▶16,5	* use/verwenden B2063927	93683	
			8	19 306	GG/216/1	360	173	170	▶16,5	1/90→	93683		
FA 1900 FA 1905 FT 1900  FA 1900 DNS, Topsleeper 156kW/212PS FA 1900 DNT FA 1905, FT 1905 FA 2100, FAR 2100 FA 2500, FAR 2500 FAD 2500, FAS 2500 FAS 2100, FAT 2100 FD 2100 FD 2800 FT 2500	11/89→09/93	F	19 010 20,60 60 6	4	19 011	DF/44/1	420	177	150	▶20,6		93686	
			4	19 010	DF/45/1	420	176	150	▶20,8		93686		
		R	19 256 18,30 60 6	4	19 256	DF/16/2	419	208	178	▶18,3	Opt.	93685	
			4	19 260	DF/17/2	419	216	178	▶18,8		93685		
	R	19 052 20,60 60 6	4	19 052	DF/46/1	420	177	175	▶20,6		93686		
		4	19 055	DF/47/1	420	176	175	▶20,8		93686			
	1987→1989	F	19 900 19,10 60 6	4	19 900	DF/34/1	420	177	150	▶19,1		93686	
			4	19 901	DF/35/1	420	179	150	▶18,5		93686		
	R	19 256 18,30 60 6	4	19 256	DF/16/2	419	208	178	▶18,3	Opt.	93685		
		4	19 260	DF/17/2	419	216	178	▶18,8		93685			
1987→	R	19 888 18,50 60 6	4	19 888	DF/36/1	420	177	175	▶18,5		93686		
1987→1989			4	19 889	DF/37/1	420	179	175	▶19,1		93686		
1987→													
FA 2100 DH, DHTD, DHT FA 2105 DH, DHTD FA 2505 DHS 184kW/250PS FT 2100 DHT	1983→1989	F	19 150 18,30 60 6	4	19 150	DF/20/3	419	209	152	▶18,3		93685	
	1984→1989			4	19 151	DF/21/3	419	216	152	▶18,8		93685	
	1986→1989	R	19 256 18,30 60 6	4	19 256	DF/16/2	419	208	178	▶18,3		93685	
4			19 260	DF/17/2	419	216	178	▶18,8		93685			
FA 2105 FA 2505	11/89→	F	19 024 20,60 60 6	4	19 024	DF/42/1	419	209	152	▶20,6		93686	
			4	19 031	DF/43/1	419	220	152	▶20,8		93686		
		R	19 052 20,60 60 6	4	19 052	DF/46/1	420	177	175	▶20,6		93686	
			4	19 055	DF/47/1	420	176	175	▶20,8		93686		
FA 2300 FA, FT 2700 FA, FT 2900	11/89→	F	19 024 20,60 60 6	4	19 024	DF/42/1	419	209	152	▶20,6		93686	
			4	19 031	DF/43/1	419	220	152	▶20,8		93686		
		R	19 063 20,60 60 6	4	19 063	DF/48/1	420	177	200	▶20,6		93685	
			4	19 064	DF/49/1	420	176	200	▶20,8		93685		
FA 2300 DHT 162kW/220PS	1983→1989	F	19 150 18,30 60 6	4	19 150	DF/20/3	419	209	152	▶18,3		93685	
			4	19 151	DF/21/3	419	216	152	▶18,8		93685		
FA 2300 DHT 162kW/228PS	1983→1989	R1	19 256 18,30 60 6	4	19 256	DF/16/2	419	208	178	▶18,3		93685	
			4	19 260	DF/17/2	419	216	178	▶18,8		93685		
		R2	19 150 18,30 60 6	4	19 150	DF/20/3	419	209	152	▶18,3		93685	
			4	19 151	DF/21/3	419	216	152	▶18,8		93685		



# DAF

Rivet Ref	Head Size	Shank Ø x Shank Length	Drawing type	Head Shape	T = tubular S = semi-tubular	Material	Material Description
<b>93057</b>	15.5	Ø8x12	Type C	Flat	T (stepped)	STEEL	1 x FM RIVETS BAG INCLUDES 100 PCS
<b>93060</b>	15.5	Ø8x20	Type C	Flat	T (stepped)	STEEL	1 x FM RIVETS BAG INCLUDES 100 PCS
<b>93683</b>	12	L8	Type A	Conical	S	STEEL	1 x FM RIVETS BAG INCLUDES 100 PCS
<b>93685</b>	12	L10	Type A	Conical	S	STEEL	1 x FM RIVETS BAG INCLUDES 100 PCS
<b>93686</b>	12	L11	Type A	Conical	S	STEEL	1 x FM RIVETS BAG INCLUDES 100 PCS





# WVA



!



## ...DAF

## ...F-Series

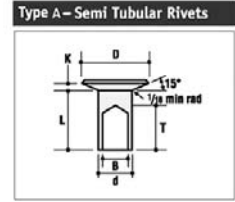
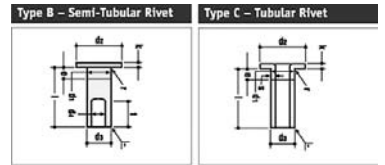


FA 2500	11/89→	F	17 012 21,55 60 6	4	17 013	DF/40/1	419	209	127	▶21,55		93686			
				4	17 012	DF/41/1	419	220	127	▶21,55		93686			
		F	19 024 20,60 60 6	4	19 024	DF/42/1	419	209	152	▶20,6	Opt.	93686			
				4	19 031	DF/43/1	419	220	152	▶20,8		93686			
		R	19 256 18,30 60 6	4	19 256	DF/16/2	419	208	178	▶18,3		93685			
				4	19 260	DF/17/2	419	216	178	▶18,8		93685			
		R	19 052 20,60 60 6	4	19 052	DF/46/1	420	177	175	▶20,6	Opt.	93686			
				4	19 055	DF/47/1	420	176	175	▶20,8		93686			
FA 2605 DK (4x2) 156kW/212PS FA 2605 DKA (4x2) 169kW/230PS FAS 2600 DK (6x2) 156kW/212PS FAS 2600 DKH (6x2) 169kW/230PS FAT 2600 DKA (6x4) 169kW/230PS FT 2605 DK (4x2) 156kW/212PS FT 2605 DKA (4x2) 169kW/230PS FTS 2600 DK (6x2) 156kW/212PS FTS 2600 DKA (6x2) 169kW/230PS FTT 2600 DKA (6x4) 169kW/230PS	1972→1989	F	17 263 18,30 60 6	4	17 263	DF/22/3	419	209	127	▶18,3		93685			
				4	17 264	DF/23/3	419	216	127	▶18,8		93685			
		R	19 256 18,30 60 6	4	19 256	DF/16/2	419	208	178	▶18,3		93685			
				4	19 260	DF/17/2	419	216	178	▶18,8		93685			
		FA 2800 DKS (4x2) FMD 2825 DKTD (8x4) 188kW/256PS FT 2800 DKS (4x2) FT 2800 DKT (4x2) FT 2800 DKTD (4x2) FTT 2805 DKS (6x4) MAG 2800 DKTL (6x2) 185kW/252PS	1974→1989	F1	19 150 18,30 60 6	4	19 150	DF/20/3	419	209	152	▶18,3		93685	
						4	19 151	DF/21/3	419	216	152	▶18,8		93685	
			1982→1989	F2	19 150 18,30 60 6	4	19 150	DF/20/3	419	209	152	▶18,3	6x2 & 8x4	93685	
						4	19 151	DF/21/3	419	216	152	▶18,8		93685	
			1974→1989	R1	19 256 18,30 60 6	4	19 256	DF/16/2	419	208	178	▶18,3		93685	
						4	19 260	DF/17/2	419	216	178	▶18,8		93685	
1982→1989	R2		19 256 18,30 60 6	4	19 256	DF/16/2	419	208	178	▶18,3		93685			
				4	19 260	DF/17/2	419	216	178	▶18,8		93685			
FA 2800 DKV, Topsleeper FT 2800 DKV	1986→1989		F	19 150 18,30 60 6	4	19 150	DF/20/3	419	209	152	▶18,3		93685		
					4	19 151	DF/21/3	419	216	152	▶18,8		93685		
		R	19 617 18,50 60 6	4	19 618	DF/30/1	419	219	203	▶18,5		93686			
				4	19 617	DF/31/1	419	210	203	▶18,5		93686			
FAD 2825 DKV FAT 2825 DKV (6x4/8x4)	→1987	F1	19 150 18,30 60 6	4	19 150	DF/20/3	419	209	152	▶18,3		93685			
				4	19 151	DF/21/3	419	216	152	▶18,8		93685			
	1986→1989	F2	19 256 18,30 60 6	4	19 256	DF/16/2	419	208	178	▶18,3	6x4	93685			
				4	19 260	DF/17/2	419	216	178	▶18,8		93685			
		F2	19 150 18,30 60 6	4	19 150	DF/20/3	419	209	152	▶18,3	8x4	93685			
				4	19 151	DF/21/3	419	216	152	▶18,8		93685			
		R1	19 256 18,30 60 6	4	19 256	DF/16/2	419	208	178	▶18,3		93685			
				4	19 260	DF/17/2	419	216	178	▶18,8		93685			
		R2	19 256 18,30 60 6	4	19 256	DF/16/2	419	208	178	▶18,3		93685			
				4	19 260	DF/17/2	419	216	178	▶18,8		93685			
FAD 3325 DKX (8x4) FAD 3325 DKX-ATI (8x4) FAT 3325 DKX (6x4) FTT 3325 DKX (6x4)	1986→1989	F1	19 150 18,30 60 6	4	19 150	DF/20/3	419	209	152	▶18,3		93685			
				4	19 151	DF/21/3	419	216	152	▶18,8		93685			
	1982→1989	F2	19 150 18,30 60 6	4	19 150	DF/20/3	419	209	152	▶18,3	8x4	93685			
				4	19 151	DF/21/3	419	216	152	▶18,8		93685			
		R1	19 256 18,30 60 6	4	19 256	DF/16/2	419	208	178	▶18,3		93685			
				4	19 260	DF/17/2	419	216	178	▶18,8		93685			
		R2	19 256 18,30 60 6	4	19 256	DF/16/2	419	208	178	▶18,3	6x4	93685			
				4	19 260	DF/17/2	419	216	178	▶18,8		93685			
	FAG 2505 DHS 195kW/265PS	1983→1989	F	19 150 18,30 60 6	4	19 150	DF/20/3	419	209	152	▶18,3		93685		
					4	19 151	DF/21/3	419	216	152	▶18,8		93685		
R1			19 150 18,30 60 6	4	19 150	DF/20/3	419	209	152	▶18,3		93685			
				4	19 151	DF/21/3	419	216	152	▶18,8		93685			
R2			19 256 18,30 60 6	4	19 256	DF/16/2	419	208	178	▶18,3		93685			
				4	19 260	DF/17/2	419	216	178	▶18,8		93685			
FAG 3300 (6x2) FT 3600 DKZ	1986→1989	F1	19 150 18,30 60 6	4	19 150	DF/20/3	419	209	152	▶18,3		93685			
				4	19 151	DF/21/3	419	216	152	▶18,8		93685			
		F2	19 150 18,30 60 6	4	19 150	DF/20/3	419	209	152	▶18,3		93685			
				4	19 151	DF/21/3	419	216	152	▶18,8		93685			
		R	19 150 18,30 60 6	4	19 150	DF/20/3	419	209	152	▶18,3	Trailing axle	93685			
				4	19 151	DF/21/3	419	216	152	▶18,8		93685			
R	19 617 18,50 60 6	4	19 618	DF/30/1	419	219	203	▶18,5		93686					
		4	19 617	DF/31/1	419	210	203	▶18,5		93686					

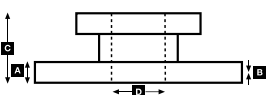


# DAF

Rivet Ref	Head Size	Shank Ø x Shank Length	Drawing type	Head Shape	T = tubular S = semi-tubular	Material	Material Description
<b>93685</b>	12	L10	Type A	Conical	S	STEEL	1 x FM RIVETS BAG INCLUDES 100 PCS
<b>93686</b>	12	L11	Type A	Conical	S	STEEL	1 x FM RIVETS BAG INCLUDES 100 PCS



DAF







# WVA



!



## ...DAF

## ...F-Series

FAR 3300 (6x2)	1986→1989	F1	19 150 18,30 60 6	4	19 150	DF/20/3	419	209	152	▶18,3		93685	
				4	19 151	DF/21/3	419	216	152	▶18,8		93685	
		F2	19 150 18,30 60 6	4	19 150	DF/20/3	419	209	152	▶18,3		93685	
				4	19 151	DF/21/3	419	216	152	▶18,8		93685	
		R	19 150 18,30 60 6	4	19 150	DF/20/3	419	209	152	▶18,3	Trailing axle	93685	
				4	19 151	DF/21/3	419	216	152	▶18,8		93685	
		R	19 617 18,50 60 6	4	19 618	DF/30/1	419	219	203	▶18,5		93686	
				4	19 617	DF/31/1	419	210	203	▶18,5		93686	

FAT 2525 DKS (6x4) 184kW/250PS	1982→1989	F	19 150 18,30 60 6	4	19 150	DF/20/3	419	209	152	▶18,3		93685	
				4	19 151	DF/21/3	419	216	152	▶18,8		93685	
		R1	19 256 18,30 60 6	4	19 256	DF/16/2	419	208	178	▶18,3		93685	
				4	19 260	DF/17/2	419	216	178	▶18,8		93685	
		R2	19 150 18,30 60 6	4	19 150	DF/20/3	419	209	152	▶18,3		93685	
				4	19 151	DF/21/3	419	216	152	▶18,8		93685	
		R2	19 256 18,30 60 6	4	19 256	DF/16/2	419	208	178	▶18,3	Opt.	93685	
				4	19 260	DF/17/2	419	216	178	▶18,8		93685	

FT 2100 DHR	1980→1983	R	19 150 18,30 60 6	4	19 150	DF/20/3	419	209	152	▶18,3		93685	
FT 2105 DHR				4	19 151	DF/21/3	419	216	152	▶18,8		93685	

FT 2805 DKV	1986→1989	F	19 150 18,30 60 6	4	19 150	DF/20/3	419	209	152	▶18,3		93685	
				4	19 151	DF/21/3	419	216	152	▶18,8		93685	
		R	19 617 18,50 60 6	4	19 618	DF/30/1	419	219	203	▶18,5		93686	
				4	19 617	DF/31/1	419	210	203	▶18,5		93686	

FT 3200 KS 238kW/324PS	01/90→10/93	F	19 900 19,10 60 6	4	19 900	DF/34/1	420	177	150	▶19,1		93686	
				4	19 901	DF/35/1	420	179	150	▶18,5		93686	
		R	19 890 18,50 60 6	4	19 891	DF/32/1	420	179	200	▶19,1		93685	
				4	19 890	DF/33/1	420	177	200	▶18,5		93685	

## Laird

1160/1200LR (16/9" w/b)	1969→1971	R	17 316 12,70 60 4*	4	17 316	GG/153/1	394	321	127	12,7	* use/verwenden K17316.0-F3658	93683	
-------------------------	-----------	---	--------------------	---	--------	----------	-----	-----	-----	------	-----------------------------------	-------	--

## LF 45

45.220, FA 45.150, FA 45.170, FA 45.180, FA 45.220 110-162kW	01/01→	F	29 088 26,00 40 4	4	29 088	FCV1279	330	176	83	26	7 ton axle / UAC173 (SPRINGS) / UAC169 (FORKS)	UA1152/UAC173	BCR255A
				4	330	176	83	26	12 ton axle		BCR256A		
		R	29 088 26,00 40 4	4	29 088	FCV1279	330	176	83	26	7 ton axle / UAC173 (SPRINGS) / UAC169 (FORKS)	UA1152/UAC173	BCR226A

## LF 55

FA 55.170, FA 55.180, FA 55.220, FA 55.250, FA LF.180, FT 55.180, FT 55.220, FT 55.250 123kW	01/01→	F	29 253 30,00 41 4	4	29 179	FCV4345PTS	248	108	30	6x2 Opt			
				4	29 179	FCV1373BHD432	248	109	30	Alternative HD option pad			
		R	29 253 30,00 41 4	4	29 179	FCV4345PTS	248	108	30	6x2 Opt			
				4	29 179	FCV1373BHD432	248	109	30	Alternative HD option pad			

FA 55.170, FA 55.180, FA 55.220, FA 55.250, FA LF.180, FT 55.180, FT 55.220, FT 55.250 123kW	→02/03	F	29 142 30,00 40 4	4	29 142	FCV1389	375	204	99.6	30	UAC168 (SPRINGS) / UAC170 (FORKS)	UA1166/UAC168	BCR257A
				4	29 142	FCV1389	375	204	99.6	30	UAC168 (SPRINGS) / UAC170 (FORKS)	UA1166/UAC168	BCR258A

FA 55.170, FA 55.180, FA 55.220, FA 55.250, FA LF.180, FT 55.180, FT 55.220, FT 55.250 123kW	03/03→	F	29 159 30,00 40 4	4	29 159	FCV1964		211	93	30	UAC166 (SPRINGS) / UAC170 (FORKS)	UA1168/UAC166	
				4	29 159	FCV1964		211	93	30	UAC166 (SPRINGS) / UAC170 (FORKS)	UA1168/UAC166	

## Mastiff

MS1600	1969→1983	F	19 072 12,70 60 4	4	19 072	GG/83/1	394	360	152	12,7		93684	
MS2400				1969→1979									
MS2600				1969→1970									
MS2600, 2800 (tractor)				1970→1982									

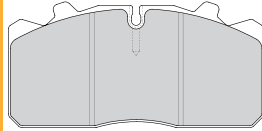
## Redline

1160FJ (16/9" w/b)	1968→1969	R	17 316 12,70 60 4*	4	17 316	GG/153/1	394	321	127	12,7	* use/verwenden K17316.0-F3658	93683	
1700/1800FJT (16/9" w/b)				1965→1967									

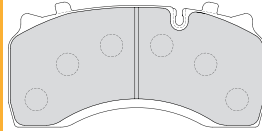
**29 253 30,00 41 4**  
4567



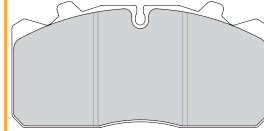
**29 088 26,00 40 4**  
1723 WAB PAN 17



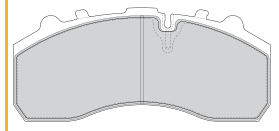
**29 142 30,00 40 4**  
4572 WAB PAN 19-2



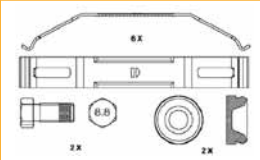
**29 159 30,00 40 4**  
4568 WAB PAN 19-1



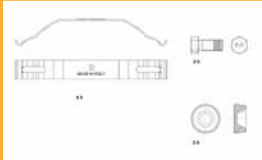
**29 179 30,00 41 4**  
4576 KNR SB/SN7



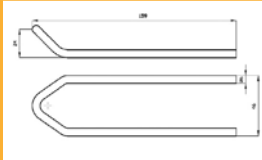
**UAC166**



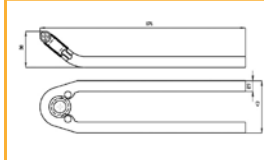
**UAC168**



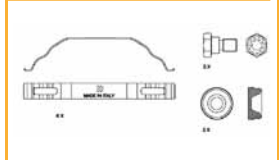
**UAC169**



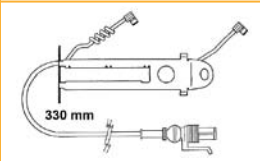
**UAC170**



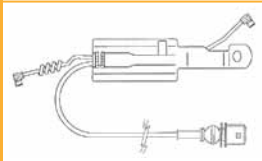
**UAC173**



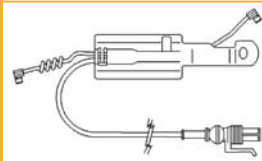
**UAI152** ↔ 330mm



**UAI166** ↔ 450mm



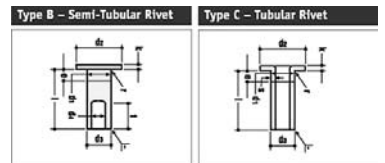
**UAI168** ↔ 380mm



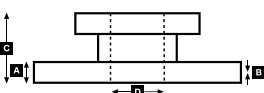
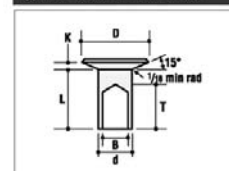
			A	B	C	D		Kg		ABS
<b>BCR226A</b>		330	34.0	30.0	119	150	12xM12x1,175	18.0		✓
<b>BCR255A</b>		330	34.0	30.0	123	117	12xM12x1,75	18.0		✓
<b>BCR256A</b>		330	34.0	30.0	143	133	16xM12x1,75	19.3		✓
<b>BCR257A</b>		375	45.0	43.0	99	117	10x15 2xM14x2	23.4		
<b>BCR258A</b>		375	45.0	37.0	146	179	10xM14	29.0		✓



Rivet Ref	Head Size	Shank Ø x Shank Length	Drawing type	Head Shape	T = tubular S = semi-tubular	Material	Material Description
<b>93683</b>	12	L8	Type A	Conical	S	STEEL	1 x FM RIVETS BAG INCLUDES 100 PCS
<b>93684</b>	12	L9	Type A	Conical	S	STEEL	1 x FM RIVETS BAG INCLUDES 100 PCS
<b>93685</b>	12	L10	Type A	Conical	S	STEEL	1 x FM RIVETS BAG INCLUDES 100 PCS
<b>93686</b>	12	L11	Type A	Conical	S	STEEL	1 x FM RIVETS BAG INCLUDES 100 PCS



Type A - Semi Tubular Rivets





# WVA



!

**...DAF****Roadrunner**

6.10, 12, 13, 15, 8.10, 12, 13, 15	01/86→12/91	F	<b>29 017 23,00 40 4</b>	4	29 017	FCV376	315	191	89	23								<b>BCR101A</b>
			<b>29 024 23,00 41 3*</b>	4	29 024	FCV503		191	89	23								* use/verwenden FCV503
10.12, 13, 15	01/86→12/91	F	<b>29 024 23,00 41 3*</b>	4	29 024	FCV503	312	191	89	23								<b>FCR102A</b>

**Roadrunner**

6.10, 12, 13, 15, 8.10, 12, 13, 15	01/86→12/91	R	<b>15 817 12,10 60 3</b>	2	15 817	MP/37/1	325	301	97	12,1								93060
				2	15 823	MP/38/1	325	251	97	12,1								93060
10.12, 13, 15	01/86→12/91	R	<b>17 900 12,10 60 3</b>	2	17 900	MP/39/1	325	301	147	12,1								93057
				2	17 901	MP/40/1	325	251	147	12,1								93057

**Roadtrain**

16.25, 28, 29	1980→1990	F	<b>19 921 19,30 60 8</b>	8	19 921	CW/12/1	394	191	200	▶19,3	Opt.							93683
17.25, 27, 28, 29	1982→1990	R	<b>19 921 19,30 60 8</b>	8	19 921	CW/12/1	394	191	200	▶19,3	Opt.							93683
17.30, 32, 34, 35	1984→1990																	
19.28	1982→1990																	
20.29, 32 (6x2 tractor)	1988→1990	F	<b>19 921 19,30 60 8</b>	8	19 921	CW/12/1	394	191	200	▶19,3								93683
20.33, 35 (6x2 tractor)		R2	<b>19 921 19,30 60 8</b>	8	19 921	CW/12/1	394	191	200	▶19,3								93683

**Terrier**

TR650, TR738	1970→1984	F	<b>17 555 09,50 60 4</b>	4	17 555	GG/144/1	330	299	101	9,5								
TR750	1970→1971																	
TR850	1970→1984	F	<b>17 555 09,50 60 4</b>	4	17 555	GG/144/1	330	299	101	9,5								
TR950	1970→1971	R	<b>17 662 09,50 60 3</b>	2	17 662	GG/163/1	330	300	127	9,5								93684
				2	17 663	GG/164/1	330	343	127	9,5								93684

**XF 95**

FA 95.380, FA 95.430, FA 95.480, FA 95.530, FT 315, FT 355, FT 95.380, FT 95.530, FTG 95.380 250-390kW	09/02→	F	<b>29 253 30,00 41 4</b>	4	29 253	FCV4345PTS	432	248	109	30	Protec S version							
			<b>29 179 30,00 41 4</b>	4	29 179	FCV1373BHD	432	248	109	30	Alternative HD option pad							
		R	<b>29 253 30,00 41 4</b>	4	29 253	FCV4345PTS	432	248	109	30	Protec S version							
			<b>29 179 30,00 41 4</b>	4	29 179	FCV1373BHD	432	248	109	30	Alternative HD option pad							

**XF105**

XF 105.410, XF 105.460, XF 105.510	10/05→	F	<b>29 253 30,00 41 4</b>	4	29 253	FCV4345PTS	432	248	109	30	Protec S version							
			<b>29 179 30,00 41 4</b>	4	29 179	FCV1373BHD	432	248	109	30	Alternative HD option pad							
		R	<b>29 253 30,00 41 4</b>	4	29 253	FCV4345PTS	432	248	109	30	Protec S version							
			<b>29 179 30,00 41 4</b>	4	29 179	FCV1373BHD	432	248	109	30	Alternative HD option pad							

**DENNIS****Eagle**

Refuse Wagon	1994→	F	<b>29 090 28,00 41 4</b>	4	29 090	FCV1047B	438	250	114	28								UA116
		R	<b>29 090 28,00 41 4</b>	4	29 090	FCV1047B	438	250	114	28								UA116

**Elite**

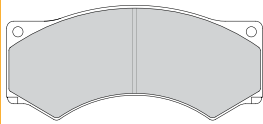
Elite	01/00→	F	<b>29 090 28,00 41 4</b>	4	29 090	FCV1047B	438	250	114	28								UA116
-------	--------	---	--------------------------	---	--------	----------	-----	-----	-----	----	--	--	--	--	--	--	--	-------

**Elite**

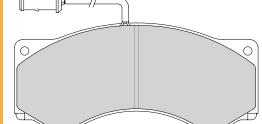
	2000→	R	<b>19 071 18,30 00 8</b>	8	19 071	VL/88/2	410	176	200	▶18,3								93683/ 93685
1721MD, MS, P	1994→	F	<b>19 090 18,30 00 8</b>	8	19 090	VL/87/2	410	176	175	▶18,3								93683/ 93685
1725MD, MS XM11, XM13		R	<b>19 090 18,30 00 8</b>	8	19 090	VL/87/2	410	176	175	▶18,3								93683/ 93685
2221MD, MS, Linksteer	1994→	F	<b>19 090 18,30 00 8</b>	8	19 090	VL/87/2	410	176	175	▶18,3								93683/ 93685
2225MD, MS, Linksteer 2421MD, MS, Linksteer		R1	<b>19 090 18,30 00 8</b>	8	19 090	VL/87/2	410	176	175	▶18,3								93683/ 93685
2425MD, MS, Linksteer 2521MD, MS		R2	<b>19 090 18,30 00 8</b>	8	19 090	VL/87/2	410	176	175	▶18,3								93683/ 93685
2525MD, MS 2621MD, MS, Linksteer 2625MD, MS, Linksteer XM15, XM17																		



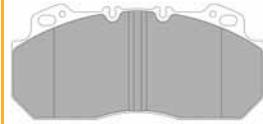
**29 017 23,00 40 4**  
3422 WAB 456 F-Ö



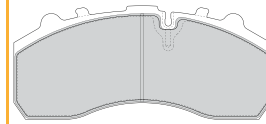
**29 024 23,00 41 3\***  
1721 WAB 456 F-Ö



**29 090 28,00 41 4**  
4567 MER D-LISA



**29 179 30,00 41 4**  
4576 KNR SB/SN7



**29 253 30,00 41 4**  
4567 KNR SB/SN7



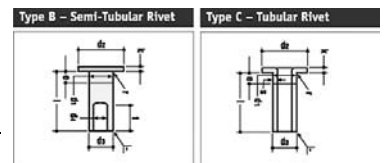
**UAI116** ↔ 226mm  
2



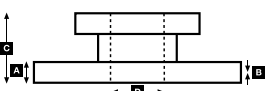
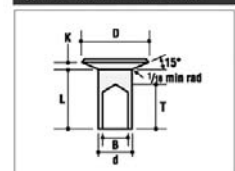
			<b>A</b>	<b>B</b>	<b>C</b>	<b>D</b>		<b>Kg</b>	
<b>BCR101A</b>		315	26.0	24.0	122	119	10xM12	13.1	
<b>BCR192A</b>		438	45.0	38.0	127	195	10xM16	35.0	
<b>FCR102A</b>		312	30.0	27.5	137	133	12xM12	14.6	
<b>FCR286A</b>		438	45.0	38.0	130	136	10x17,2	35.0	



Rivet Ref	Head Size	Shank Ø x Shank Length	Drawing type	Head Shape	T = tubular S = semi-tubular	Material	Material Description
<b>93057</b>	15.5	08x12	Type C	Flat	T (stepped)	STEEL	1 x FM RIVETS BAG INCLUDES 100 PCS
<b>93060</b>	15.5	08x20	Type C	Flat	T (stepped)	STEEL	1 x FM RIVETS BAG INCLUDES 100 PCS
<b>93683</b>	12	L8	Type A	Conical	S	STEEL	1 x FM RIVETS BAG INCLUDES 100 PCS
<b>93684</b>	12	L9	Type A	Conical	S	STEEL	1 x FM RIVETS BAG INCLUDES 100 PCS
<b>93685</b>	12	L10	Type A	Conical	S	STEEL	1 x FM RIVETS BAG INCLUDES 100 PCS



Type A - Semi Tubular Rivets







# WVA



!

**...DENNIS****Fire Engines**

Dagger		F	<b>29 183 27,00 41 3</b>	4	29 183	FCV1277BFE	185	84	27/34			
		R	<b>29 183 27,00 41 3</b>	4	29 183	FCV1277BFE	185	84	27/34			
Rapier (22, 5") SEE 2x67	09/91→	F	<b>29 013 21,50 41 5*</b>	4	29 013	FCV668	354	183	87	21	*use/verwenden FCV668	
Sabre (22, 5") Meritor D LISA	1995→	F	<b>29 090 28,00 41 4</b>	4	29 090	FCV1047B	438	250	114	28		UA1116

**Fire Engines**

F type	1976→	F	<b>19 072 12,70 60 4</b>	4	19 072	GG/83/1	394	360	152	12,7		93684
S type		R	<b>19 503 16,00 60 4</b>	4	19 503	PB/22/1	360	316	170	16,0		93058
		R	<b>19 225 14,00 60 4</b>	4	19 225	FI/124/2	360	318	170	14,0		93059
		R	<b>19 071 18,30 00 8</b>	8	19 071	VL/88/2	410	176	200	►18,3	Opt.	93683/ 93685

**Maxim (4 wheel)**

All	1965→1970	F	<b>19 072 12,70 60 4</b>	4	19 072	GG/83/1	394	360	152	12,7		93684
-----	-----------	---	--------------------------	---	--------	---------	-----	-----	-----	------	--	-------

**Maxim (6 wheel)**

All	1965→1967	F	<b>19 072 12,70 60 4</b>	4	19 072	GG/83/1	394	360	152	12,7		93684
-----	-----------	---	--------------------------	---	--------	---------	-----	-----	-----	------	--	-------

**Refuse Collectors**

Phoenix	1985→	F	<b>19 090 18,30 00 8</b>	8	19 090	VL/87/2	410	176	175	►18,3		93683/ 93685
		R1	<b>19 090 18,30 00 8</b>	8	19 090	VL/87/2	410	176	175	►18,3		93683/ 93685
		R2	<b>19 090 18,30 00 8</b>	8	19 090	VL/87/2	410	176	175	►18,3		93683/ 93685

**Self steer 20 ton**

All	1970→	R1	<b>19 072 12,70 60 4</b>	4	19 072	GG/83/1	394	360	152	12,7		93684
-----	-------	----	--------------------------	---	--------	---------	-----	-----	-----	------	--	-------

**ERF****A Series**

LAC/LAG303, 304	1974→1980	F	<b>19 072 12,70 60 4</b>	4	19 072	GG/83/1	394	360	152	12,7		93684
-----------------	-----------	---	--------------------------	---	--------	---------	-----	-----	-----	------	--	-------

**ECS/ECT/ECX**

4x2, 6x2	→2001	F	<b>29 210 28,00 41 4</b>	4	29 210	FCV1578BFE	432	250	118	28	D3/D-Esa 1	
		R	<b>29 210 28,00 41 4</b>	4	29 210	FCV1578BFE	432	250	118	28	D3/D-Esa 1	
4x2, 6x2	2002→03/03	F	<b>29 210 28,00 41 4</b>	4	29 210	FCV1578BFE	432	250	118	28	D3/D-Esa 1	
		F	<b>29 253 30,00 41 4</b>	4	29 253	FCV4296PTS	248	108	30	SB7		
		R	<b>29 210 28,00 41 4</b>	4	29 210	FCV1578BFE	432	250	118	28	D3/D-Esa 1	
		R	<b>29 253 30,00 41 4</b>	4	29 253	FCV4296PTS	248	108	30	SB7		
4x2, 6x2	04/03→	F	<b>29 210 28,00 41 4</b>	4	29 210	FCV1578BFE	432	250	118	28	D3/D-Esa 1	
		F	<b>29 156 30,00 41 4</b>	4	29 156	FCV1404BFE	434	250	118	30	D-Esa2 - No ABS	
		F	<b>29 253 30,00 41 4</b>	4	29 253	FCV4296PTS	248	108	30	SB7		
		R	<b>29 210 28,00 41 4</b>	4	29 210	FCV1578BFE	432	250	118	28	D3/D-Esa 1	
		R	<b>29 156 30,00 41 4</b>	4	29 156	FCV1404BFE	434	250	118	30	D-Esa2 - No ABS	
		R	<b>29 253 30,00 41 4</b>	4	29 253	FCV4296PTS	248	108	30	SB7		

**Pre-1974 range**

64G tractor 24 ton 66CU tractor 32/48 ton 84PV	1968→1973	F	<b>19 072 12,70 60 4</b>	4	19 072	GG/83/1	394	360	152	12,7		93684
68GX 24/26 ton	1968→1973	F1	<b>19 072 12,70 60 4</b>	4	19 072	GG/83/1	394	360	152	12,7		93684
		F2	<b>19 072 12,70 60 4</b>	4	19 072	GG/83/1	394	360	152	12,7		93684

**Series C:**

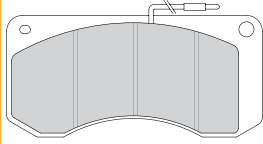
C 36, C 40	1982→1986	F	<b>19 922 17,40 60 8</b>	8	19 922	CS/67/1	394	187	203	►17,4	Lightweight axle	93685
C 38	1984→1986	R	<b>19 922 17,40 60 8</b>	8	19 922	CS/67/1	394	187	203	►17,4	Lightweight axle	93685

**Series CP:**

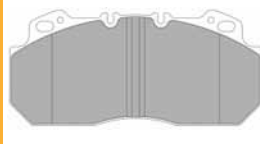
CP 28/32.250 (4x2) Tractors	1984→1986	F	<b>19 922 17,40 60 8</b>	8	19 922	CS/67/1	394	187	203	►17,4		93685
CP 32.290 (4x2) Tractors		R	<b>19 922 17,40 60 8</b>	8	19 922	CS/67/1	394	187	203	►17,4		93685



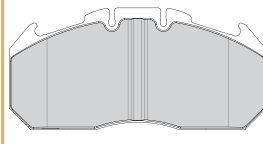
**29 013 21,50 41 5\***  
1708 S.E.E. 2 x 67



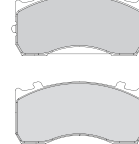
**29 090 28,00 41 4**  
4572 MER D-LISA



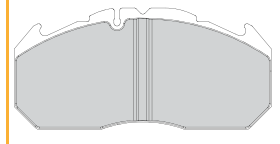
**29 156 30,00 41 4**  
4568 MER D-ELSA 2



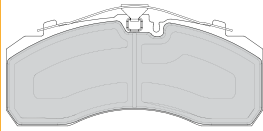
**29 183 27,00 41 3**  
4550 KNR SB/SN5



**29 210 28,00 41 4**  
4568 MER D3/D-ELSA 1



**29 253 30,00 41 4**  
4550 KNR SB/SN7



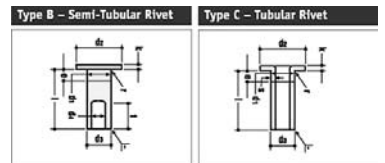
**UAI116** ↔ 226mm  
2



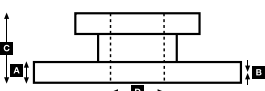
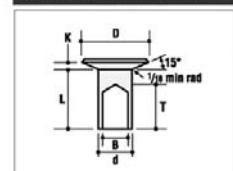
			A	B	C	D		Kg		
<b>BCR126A</b>		354	30.0	26.0	82	128	10x12,4	14.2		
<b>BCR192A</b>		438	45.0	38.0	127	195	10xM16	35.0		
<b>BCR215A</b>		432	45.0	40.0	135	208	10xM16	37.0		
<b>FCR289A</b>		434	45.0	37.0	145.5	210	12xM16	38.3		
<b>FCR290A</b>		434	45.0	38.0	149	210	12xM16	38.0		



Rivet Ref	Head Size	Shank Ø x Shank Length	Drawing type	Head Shape	T = tubular S = semi-tubular	Material	Material Description
<b>93058</b>	15.5	08x15	Type C	Flat	T (stepped)	STEEL	1 x FM RIVETS BAG INCLUDES 100 PCS
<b>93059</b>	15.5	08x18	Type C	Flat	T (stepped)	STEEL	1 x FM RIVETS BAG INCLUDES 100 PCS
<b>93683</b>	12	L8	Type A	Conical	S	STEEL	1 x FM RIVETS BAG INCLUDES 100 PCS
<b>93684</b>	12	L9	Type A	Conical	S	STEEL	1 x FM RIVETS BAG INCLUDES 100 PCS
<b>93685</b>	12	L10	Type A	Conical	S	STEEL	1 x FM RIVETS BAG INCLUDES 100 PCS



Type A - Semi Tubular Rivets





# WVA



!



## ...ERF

## Series E:

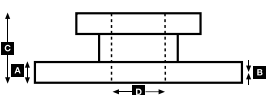
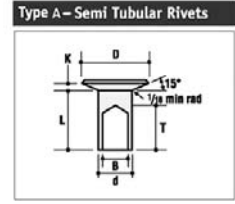
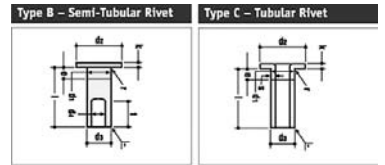
E 6.18	1991→09/93	F	<b>19 071 18,30 00 8</b>	8	19 071	VL/88/2	410	176	200	▶18,3	Opt Old version.	93683/ 93685			
		F	<b>19 554 20,40 60 5</b>	6	19 553	RW/29/1	410	180	200	▶20,4	Old version.	93058			
				2	19 554	RW/29/2	410	180	200	▶20,4		93058			
		F	<b>19 716 22,20 60 5</b>	4	19 553	RW/29/1	410	180	200	▶20,4	New version.	93058			
				2	19 717	RW/32/1	410	196	200	▶21,9		93058			
				2	19 716	RW/33/1	410	196	200	▶22,2		93058			
		R	<b>19 071 18,30 00 8</b>	8	19 071	VL/88/2	410	176	200	▶18,3	Opt Old version.	93683/ 93685			
											Old version.	93058			
											▶20,4		93058		
											▶20,4		93058		
											▶20,4		93058		
											▶20,4		93058		
E 6.21 ES 6.18 ES 6.18 Dropframe	1991→09/93	F	<b>19 554 20,40 60 5</b>	6	19 553	RW/29/1	410	180	200	▶20,4	Old version.	93058			
				2	19 554	RW/29/2	410	180	200	▶20,4		93058			
		F	<b>19 071 18,30 00 8</b>	8	19 071	VL/88/2	410	176	200	▶18,3	Opt Old version.	93683/ 93685			
		F	<b>19 716 22,20 60 5</b>	4	19 553	RW/29/1	410	180	200	▶20,4	New version.	93058			
				2	19 717	RW/32/1	410	196	200	▶21,9		93058			
				2	19 716	RW/33/1	410	196	200	▶22,2		93058			
		R	<b>19 554 20,40 60 5</b>	6	19 553	RW/29/1	410	180	200	▶20,4	Old version.	93058			
				2	19 554	RW/29/2	410	180	200	▶20,4		93058			
		R	<b>19 071 18,30 00 8</b>	8	19 071	VL/88/2	410	176	200	▶18,3	Opt Old version.	93683/ 93685			
											New version.	93058			
											▶20,4		93058		
											▶21,9		93058		
E 8.26, E 8.27  E 10.25, E 10.27, E 10.32 E 12.32 ST, E 12.37 ST  E 12.40 ST, E 14.32 ST E 14.36 ST, E 14.41 ST E 14.46 ST	1991→09/93	F	<b>19 071 18,30 00 8</b>	8	19 071	VL/88/2	410	176	200	▶18,3		93683/ 93685			
		R	<b>19 071 18,30 00 8</b>	8	19 071	VL/88/2	410	176	200	▶18,3		93683/ 93685			
		F	<b>19 071 18,30 00 8</b>	8	19 071	VL/88/2	410	176	200	▶18,3		93683/ 93685			
		R	<b>19 071 18,30 00 8</b>	8	19 071	VL/88/2	410	176	200	▶18,3		93683/ 93685			
		F	<b>19 071 18,30 00 8</b>	8	19 071	VL/88/2	410	176	200	▶18,3		93683/ 93685			
		R	<b>19 071 18,30 00 8</b>	8	19 071	VL/88/2	410	176	200	▶18,3		93683/ 93685			
ES 6.18 (EURO1) ES 6.21 (EURO2)	09/93→	F	<b>19 554 20,40 60 5</b>	6	19 553	RW/29/1	410	180	200	▶20,4	Old version. -4/96	93058			
				2	19 554	RW/29/2	410	180	200	▶20,4		93058			
		F	<b>19 071 18,30 00 8</b>	8	19 071	VL/88/2	410	176	200	▶18,3	Opt Old version. -4/96	93683/ 93685			
											New version. 5/96→	93058			
											▶21,9	93058			
											▶22,2	93058			
		R	<b>19 554 20,40 60 5</b>	6	19 553	RW/29/1	410	180	200	▶20,4	Old version. -4/96	93058			
				2	19 554	RW/29/2	410	180	200	▶20,4		93058			
		R	<b>19 071 18,30 00 8</b>	8	19 071	VL/88/2	410	176	200	▶18,3	Opt Old version. -4/96	93683/ 93685			
											New version. 5/96→	93058			
											▶21,9	93058			
											▶22,2	93058			

## Series E: 4x2 Rigid &amp; Tipper

ES 6.19	1989→09/93	F	<b>19 090 18,30 00 8</b>	8	19 090	VL/87/2	410	176	175	▶18,3	7" brake	93683/ 93685		
		R	<b>19 090 18,30 00 8</b>	8	19 090	VL/87/2	410	176	175	▶18,3	7" brake	93683/ 93685		
		F	<b>19 071 18,30 00 8</b>	8	19 071	VL/88/2	410	176	200	▶18,3	8" brake	93683/ 93685		
		R	<b>19 071 18,30 00 8</b>	8	19 071	VL/88/2	410	176	200	▶18,3	8" brake	93683/ 93685		



Rivet Ref	Head Size	Shank Ø x Shank Length	Drawing type	Head Shape	T = tubular S = semi-tubular	Material	Material Description
<b>93058</b>	15.5	Ø8x15	Type C	Flat	T (stepped)	STEEL	1 x FM RIVETS BAG INCLUDES 100 PCS
<b>93683</b>	12	L8	Type A	Conical	S	STEEL	1 x FM RIVETS BAG INCLUDES 100 PCS
<b>93685</b>	12	L10	Type A	Conical	S	STEEL	1 x FM RIVETS BAG INCLUDES 100 PCS







# WVA



!



## ...ERF

## Series E: 6x2 Tractors

E 10.32 TT (Twinsteer)	1991→09/93	F	<b>19 071 18,30 00 8</b>	8	19 071	VL/88/2	410	176	200	▶18,3		93683/ 93685	
E 12.32 TT (Twinsteer)		R1	<b>19 071 18,30 00 8</b>	8	19 071	VL/88/2	410	176	200	▶18,3		93683/ 93685	
E 12.37 TT (Twinsteer)													
E 12.40 TT (Twinsteer)		R2	<b>19 071 18,30 00 8</b>	8	19 071	VL/88/2	410	176	200	▶18,3		93683/ 93685	
E 14.32 TT (Twinsteer)													
E 14.36 TT (Twinsteer)													

## Series E: 6x4 Rigids

E 8.26 Drawbar	1991→09/93	F	<b>19 071 18,30 00 8</b>	8	19 071	VL/88/2	410	176	200	▶18,3		93683/ 93685	
E 8.27		R1	<b>19 071 18,30 00 8</b>	8	19 071	VL/88/2	410	176	200	▶18,3		93683/ 93685	
E 10.25													
E 10.27		R2	<b>19 071 18,30 00 8</b>	8	19 071	VL/88/2	410	176	200	▶18,3		93683/ 93685	
ES 8.21													
ES 8.27													

## Series E: 6x4 Rigids &amp; Tipper

ES 8.24 (EURO1)	09/93→	F	<b>19 554 20,40 60 5</b>	6	19 553	RW/29/1	410	180	200	▶20,4	Old version. -4/96	93058		
ES 8.27 (EURO1)		F	<b>19 554 20,40 60 5</b>	2	19 554	RW/29/2	410	180	200	▶20,4		93058		
				<b>19 071 18,30 00 8</b>	8	19 071	VL/88/2	410	176	200	▶18,3	Opt Old version. -4/96	93683/ 93685	
		F	<b>19 716 22,20 60 5</b>	4	19 553	RW/29/1	410	180	200	▶20,4	New version. 5/96→	93058		
					2	19 717	RW/32/1	410	196	200	▶21,9		93058	
					2	19 716	RW/33/1	410	196	200	▶22,2		93058	
		R	<b>19 554 20,40 60 5</b>	6	19 553	RW/29/1	410	180	200	▶20,4	Old version. -4/96	93058		
					2	19 554	RW/29/2	410	180	200	▶20,4		93058	
		R	<b>19 071 18,30 00 8</b>	8	19 071	VL/88/2	410	176	200	▶18,3	Opt Old version. -4/96	93683/ 93685		
				<b>19 716 22,20 60 5</b>	4	19 553	RW/29/1	410	180	200	▶20,4	New version. 5/96→	93058	
					2	19 717	RW/32/1	410	196	200	▶21,9		93058	
					2	19 716	RW/33/1	410	196	200	▶22,2		93058	

## Series E: 6x4 Tractors

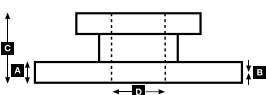
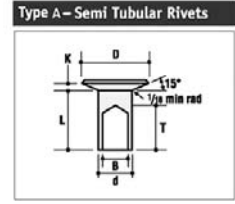
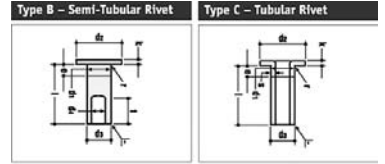
E 10.32 DT	1991→09/93	F	<b>19 071 18,30 00 8</b>	8	19 071	VL/88/2	410	176	200	▶18,3		93683/ 93685	
E 14.41 DT		R1	<b>19 071 18,30 00 8</b>	8	19 071	VL/88/2	410	176	200	▶18,3		93683/ 93685	
E 14.46 DT													
		R2	<b>19 071 18,30 00 8</b>	8	19 071	VL/88/2	410	176	200	▶18,3		93683/ 93685	

## Series E: 8x4 Rigids

E 8.27	1991→09/93	F2	<b>19 071 18,30 00 8</b>	8	19 071	VL/88/2	410	176	200	▶18,3		93683/ 93685	
E 10.25		R1	<b>19 071 18,30 00 8</b>	8	19 071	VL/88/2	410	176	200	▶18,3		93683/ 93685	
E 10.27													
E 10.32	R2	<b>19 071 18,30 00 8</b>	8	19 071	VL/88/2	410	176	200	▶18,3		93683/ 93685		
E 12.30													
E 12.32													



Rivet Ref	Head Size	Shank Ø x Shank Length	Drawing type	Head Shape	T = tubular S = semi-tubular	Material	Material Description
<b>93058</b>	15.5	Ø8x15	Type C	Flat	T (stepped)	STEEL	1 x FM RIVETS BAG INCLUDES 100 PCS
<b>93683</b>	12	L8	Type A	Conical	S	STEEL	1 x FM RIVETS BAG INCLUDES 100 PCS
<b>93685</b>	12	L10	Type A	Conical	S	STEEL	1 x FM RIVETS BAG INCLUDES 100 PCS





# WVA



!



## ...ERF

## Series EC 11:

EC 11.305 EC 11.340 EC 11.380	09/95→	F	<b>19 554 20,40 60 5</b>	6	19 553	RW/29/1	410	180	200	▶20,4	Old version. -4/96	93058	
				2	19 554	RW/29/2	410	180	200	▶20,4		93058	
		F	<b>19 071 18,30 00 8</b>	8	19 071	VL/88/2	410	176	200	▶18,3	Opt Old version. -4/96	93683/ 93685	
				F	<b>19 716 22,20 60 5</b>	4	19 553	RW/29/1	410	180	200	▶20,4	New version. 5/96→
		2	19 717	RW/32/1		410	196	200	▶21,9		93058		
		2	19 716	RW/33/1		410	196	200	▶22,2		93058		
	R	<b>19 554 20,40 60 5</b>	6	19 553	RW/29/1	410	180	200	▶20,4	Old version. -4/96	93058		
			2	19 554	RW/29/2	410	180	200	▶20,4		93058		
	R	<b>19 071 18,30 00 8</b>	8	19 071	VL/88/2	410	176	200	▶18,3	Opt Old version. -4/96	93683/ 93685		
			F	<b>19 716 22,20 60 5</b>	4	19 553	RW/29/1	410	180	200	▶20,4	New version. 5/96→	93058
	2	19 717	RW/32/1		410	196	200	▶21,9		93058			
	2	19 716	RW/33/1		410	196	200	▶22,2		93058			

## Series EC:

EC 6.21 4x2 Rigid ES 6.18 4x2 Rigid	09/93→ 1995→	F	<b>19 554 20,40 60 5</b>	6	19 553	RW/29/1	410	180	200	▶20,4	Old version. -4/96	93058	
				2	19 554	RW/29/2	410	180	200	▶20,4		93058	
		F	<b>19 071 18,30 00 8</b>	8	19 071	VL/88/2	410	176	200	▶18,3	Opt Old version. -4/96	93683/ 93685	
				F	<b>19 716 22,20 60 5</b>	4	19 553	RW/29/1	410	180	200	▶20,4	New version. 5/96→
		2	19 717	RW/32/1		410	196	200	▶21,9		93058		
		2	19 716	RW/33/1		410	196	200	▶22,2		93058		
	R	<b>19 554 20,40 60 5</b>	6	19 553	RW/29/1	410	180	200	▶20,4	Old version. -4/96	93058		
			2	19 554	RW/29/2	410	180	200	▶20,4		93058		
	R	<b>19 071 18,30 00 8</b>	8	19 071	VL/88/2	410	176	200	▶18,3	Opt Old version. -4/96	93683/ 93685		
			F	<b>19 716 22,20 60 5</b>	4	19 553	RW/29/1	410	180	200	▶20,4	New version. 5/96→	93058
	2	19 717	RW/32/1		410	196	200	▶21,9		93058			
	2	19 716	RW/33/1		410	196	200	▶22,2		93058			

## Series EC: 4x2 Tractors &amp; Drawbars:

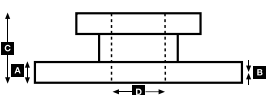
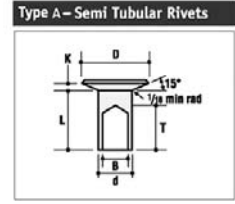
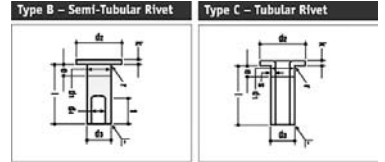
EC 10.30, EC 10.32, EC 10.35 EC 12.33, EC 12.37, EC 12.40 EC 14.34, EC 14.38, EC 14.41  EC 14.50, EC 14.52 EC 6.18, EC 6.21 EC 8.24, EC 8.27	09/93→	F	<b>19 554 20,40 60 5</b>	6	19 553	RW/29/1	410	180	200	▶20,4	Old version. -4/96	93058	
				2	19 554	RW/29/2	410	180	200	▶20,4		93058	
		F	<b>19 071 18,30 00 8</b>	8	19 071	VL/88/2	410	176	200	▶18,3	Opt Old version. -4/96	93683/ 93685	
				F	<b>19 716 22,20 60 5</b>	4	19 553	RW/29/1	410	180	200	▶20,4	New version. 5/96→
		2	19 717	RW/32/1		410	196	200	▶21,9		93058		
		2	19 716	RW/33/1		410	196	200	▶22,2		93058		
	R	<b>19 554 20,40 60 5</b>	6	19 553	RW/29/1	410	180	200	▶20,4	Old version. -4/96	93058		
			2	19 554	RW/29/2	410	180	200	▶20,4		93058		
	R	<b>19 071 18,30 00 8</b>	8	19 071	VL/88/2	410	176	200	▶18,3	Opt Old version. -4/96	93683/ 93685		
			F	<b>19 716 22,20 60 5</b>	4	19 553	RW/29/1	410	180	200	▶20,4	New version. 5/96→	93058
	2	19 717	RW/32/1		410	196	200	▶21,9		93058			
	2	19 716	RW/33/1		410	196	200	▶22,2		93058			

## Series EC: 6x2 Twinsteer Tractors:

EC 10.32, EC 10.35 EC 12.33, EC 12.37, EC 12.40 EC 14.34, EC 14.38, EC 14.41  EC 14.50, EC 14.52	05/93→	F	<b>19 554 20,40 60 5</b>	6	19 553	RW/29/1	410	180	200	▶20,4	Old version. -4/96	93058	
				2	19 554	RW/29/2	410	180	200	▶20,4		93058	
		F	<b>19 071 18,30 00 8</b>	8	19 071	VL/88/2	410	176	200	▶18,3	Opt Old version. -4/96	93683/ 93685	
				F	<b>19 716 22,20 60 5</b>	4	19 553	RW/29/1	410	180	200	▶20,4	New version. 5/96→
		2	19 717	RW/32/1		410	196	200	▶21,9		93058		
		2	19 716	RW/33/1		410	196	200	▶22,2		93058		
	R	<b>19 554 20,40 60 5</b>	6	19 553	RW/29/1	410	180	200	▶20,4	Old version. -4/96	93058		
			2	19 554	RW/29/2	410	180	200	▶20,4		93058		
	R	<b>19 071 18,30 00 8</b>	8	19 071	VL/88/2	410	176	200	▶18,3	Opt Old version. -4/96	93683/ 93685		
			F	<b>19 716 22,20 60 5</b>	4	19 553	RW/29/1	410	180	200	▶20,4	New version. 5/96→	93058
	2	19 717	RW/32/1		410	196	200	▶21,9		93058			
	2	19 716	RW/33/1		410	196	200	▶22,2		93058			



Rivet Ref	Head Size	Shank Ø x Shank Length	Drawing type	Head Shape	T = tubular S = semi-tubular	Material	Material Description
<b>93058</b>	15.5	Ø8x15	Type C	Flat	T (stepped)	STEEL	1 x FM RIVETS BAG INCLUDES 100 PCS
<b>93683</b>	12	L8	Type A	Conical	S	STEEL	1 x FM RIVETS BAG INCLUDES 100 PCS
<b>93685</b>	12	L10	Type A	Conical	S	STEEL	1 x FM RIVETS BAG INCLUDES 100 PCS





# WVA



!

**...ERF****Series EC: 6x2/6x4 Tractors:**

EC 10.32, EC 10.35 EC 12.33, EC 12.37, EC 12.40 EC 14.34, EC 14.38, EC 14.41  EC 14.50, EC 14.52	05/93→	F	<b>19 554 20,40 60 5</b>	6	19 553	RW/29/1	410	180	200	▶20,4	Old version. -4/96	93058			
				2	19 554	RW/29/2	410	180	200	▶20,4		93058			
		F	<b>19 071 18,30 00 8</b>	8	19 071	VL/88/2	410	176	200	▶18,3	Opt Old version. -4/96	93683/ 93685			
		F	<b>19 716 22,20 60 5</b>	4	19 553	RW/29/1	410	180	200	▶20,4	New version. 5/96→	93058			
				2	19 717	RW/32/1	410	196	200	▶21,9		93058			
				2	19 716	RW/33/1	410	196	200	▶22,2		93058			
			R	<b>19 554 20,40 60 5</b>	6	19 553	RW/29/1	410	180	200	▶20,4	Old version. -4/96	93058		
				2	19 554	RW/29/2	410	180	200	▶20,4		93058			
	R		<b>19 071 18,30 00 8</b>	8	19 071	VL/88/2	410	176	200	▶18,3	Opt Old version. -4/96	93683/ 93685			
				4	19 553	RW/29/1	410	180	200	▶20,4	New version. 5/96→	93058			
				2	19 717	RW/32/1	410	196	200	▶21,9		93058			
				2	19 716	RW/33/1	410	196	200	▶22,2		93058			

**Series EC: 6x4 Rigids & Drawbars:**

EC 10.30, EC 10.32, EC 10.35 EC 8.24, EC 8.27 ES 8.24, ES 8.27	09/93→	F	<b>19 554 20,40 60 5</b>	6	19 553	RW/29/1	410	180	200	▶20,4	Old version. -4/96	93058			
				2	19 554	RW/29/2	410	180	200	▶20,4		93058			
		F	<b>19 071 18,30 00 8</b>	8	19 071	VL/88/2	410	176	200	▶18,3	Opt Old version. -4/96	93683/ 93685			
		F	<b>19 716 22,20 60 5</b>	4	19 553	RW/29/1	410	180	200	▶20,4	New version. 5/96→	93058			
				2	19 717	RW/32/1	410	196	200	▶21,9		93058			
				2	19 716	RW/33/1	410	196	200	▶22,2		93058			
		1995→	R	<b>19 554 20,40 60 5</b>	6	19 553	RW/29/1	410	180	200	▶20,4	Old version. -4/96	93058		
				2	19 554	RW/29/2	410	180	200	▶20,4		93058			
	R		<b>19 071 18,30 00 8</b>	8	19 071	VL/88/2	410	176	200	▶18,3	Opt Old version. -4/96	93683/ 93685			
				4	19 553	RW/29/1	410	180	200	▶20,4	New version. 5/96→	93058			
				2	19 717	RW/32/1	410	196	200	▶21,9		93058			
				2	19 716	RW/33/1	410	196	200	▶22,2		93058			

**Series EC: 8x4 Rigids:**

EC 10.30, EC 10.32, EC 10.35 EC 12.33 EC 8.27	09/93→	F	<b>19 554 20,40 60 5</b>	6	19 553	RW/29/1	410	180	200	▶20,4	Old version. -4/96	93058			
				2	19 554	RW/29/2	410	180	200	▶20,4		93058			
		F	<b>19 071 18,30 00 8</b>	8	19 071	VL/88/2	410	176	200	▶18,3	Opt Old version. -4/96	93683/ 93685			
		F	<b>19 716 22,20 60 5</b>	4	19 553	RW/29/1	410	180	200	▶20,4	New version. 5/96→	93058			
				2	19 717	RW/32/1	410	196	200	▶21,9		93058			
				2	19 716	RW/33/1	410	196	200	▶22,2		93058			
		1995→	R	<b>19 554 20,40 60 5</b>	6	19 553	RW/29/1	410	180	200	▶20,4	Old version. -4/96	93058		
				2	19 554	RW/29/2	410	180	200	▶20,4		93058			
	R		<b>19 071 18,30 00 8</b>	8	19 071	VL/88/2	410	176	200	▶18,3	Opt Old version. -4/96	93683/ 93685			
				4	19 553	RW/29/1	410	180	200	▶20,4	New version. 5/96→	93058			
				2	19 717	RW/32/1	410	196	200	▶21,9		93058			
				2	19 716	RW/33/1	410	196	200	▶22,2		93058			

**FODEN****All**

Haulmaster, Fleetmaster	1979→1983	F	<b>19 365 18,70 90 6</b>	4	19 366	RW/1/3	419	189	203	▶19,3	Opt.	93685		
				4	19 365	RW/2/3	419	192	203	▶18,7		93685		
		R	<b>19 365 18,70 90 6</b>	4	19 366	RW/1/3	419	189	203	▶19,3	Opt.	93685		
				4	19 365	RW/2/3	419	192	203	▶18,7		93685		
S104, 106, 108	1983→1987	F	<b>19 896 18,00 00 8</b>	8	19 896	AX/14/6	419	196	178	18,0		93683		
		R	<b>19 896 18,00 00 8</b>	8	19 896	AX/14/6	419	196	178	18,0		93683		

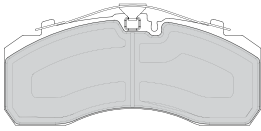
**Alpha**

KNR SB7000 Tractor Units 4x2, 6x2, KNR SB7000 Tipper & Rigids	05/01→	F	<b>29 253 30,00 41 4</b>	4	29 253	FCV4296PTS	248	108	30					
		R	<b>29 253 30,00 41 4</b>	4	29 253	FCV4296PTS	248	108	30					

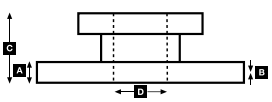
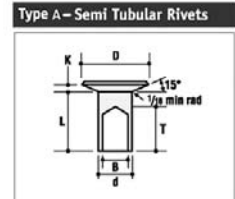
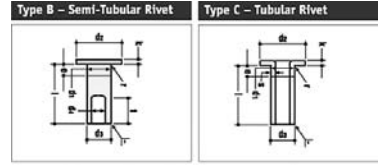




**29 253 30,00 41 4**  
4550 KNR SB/SN7



Rivet Ref	Head Size	Shank Ø x Shank Length	Drawing type	Head Shape	T = tubular S = semi-tubular	Material	Material Description
<b>93058</b>	15.5	Ø8x15	Type C	Flat	T (stepped)	STEEL	1 x FM RIVETS BAG INCLUDES 100 PCS
<b>93683</b>	12	L8	Type A	Conical	S	STEEL	1 x FM RIVETS BAG INCLUDES 100 PCS
<b>93685</b>	12	L10	Type A	Conical	S	STEEL	1 x FM RIVETS BAG INCLUDES 100 PCS





# WVA



!

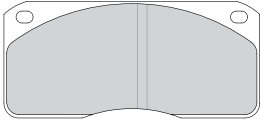
**FORD****Cargo:**











1713, 1714, 1717, 1720, 1724, 1728 0 608, 0 609, 0 611, 0 708, 0 709, 0 711, 0 712, 0 713, 0 813 (4 wheel Rigid), 0 813 (for Brake pads), 0 815 0 808, 0 809, 0 811, 0 812	01/81→	F	<b>29 302 21,90 40 4</b>	4	29 302	FCV523	322	176	80	22					<b>BCR112A</b>
		R	<b>29 302 21,90 40 4</b>	4	29 302	FCV523	322	176	80	22					<b>BCR112A</b>

**Cargo:**

1011, 1013 0 911, 0 913, 0 915	1987→	F	<b>17 217 11,70 60 4</b>	4	17 217	GG/194/1	330	295	125	11,7	Opt.	93684		
		R	<b>17 932 10,00 60 3</b>	2	17 933	GG/186/1	330	295	127	► 8,5	Opt.			
1117 C (V8) 1117 P (V8) 1211, 1213, 1215, 1218 1311, 1312, 1314, 1317 C, 1311, 1312, 1314, 1317, 1311, 1313, 1315, 1317 C 1315 1317 C, 1317 P 1317 P 1317 P (4 Wheel Tippers) 1318 R	1987→	F	<b>19 072 12,70 60 4</b>	4	19 072	GG/83/1	394	360	152	12,7		93684		
	1987→1989 1988→ 1987→  1981→1986  1987→1988 1981→1986 1987→	R	<b>17 316 12,70 60 4*</b>	4	17 316	GG/153/1	394	321	127	12,7	* use/verwenden K17316.0-F3658	93683		
1411, 1413, 1415, 1417 C  1417 P 1418 C, 1513, 1515, 1512, 1514, 1517 C, 1517 P 1517 C, 1517 P	1987→  1987→1988 1981→1986 1987→	R	<b>17 316 12,70 60 4*</b>	4	17 316	GG/153/1	394	321	127	12,7	* use/verwenden K17316.0-F3658	93683		
2118 C 2517 C 2517 P, 2817 P 2521 C, 2817 C 2820 D, P 2824 2921 C 3224 3224 C 3424 4x2 Rigid 15,000 kgs GVW 4x2 Rigid 17,500 kgs GVW 4x2 Tipper 15,000 & 16,250 kgs GVW 4x2 Tractor 15,000 & 17,500 kgs GVW	1989→	F	<b>19 887 19,30 60 8</b>	8	19 887	CW/11/1	394	178	178	► 19,3		93683		
	1987→ 1987→1989 1987→  1987→1989 1989→ 1984→ 1987→ 1984→ 1982→	R	<b>19 887 19,30 60 8</b>	8	19 887	CW/11/1	394	178	178	► 19,3		93683		
1620, 1624 1713, 1715 1718, 1721 1724 C, 1728 C 2417 2424	1987→ 1988→  1987→	F	<b>19 887 19,30 60 8</b>	8	19 887	CW/11/1	394	178	178	► 19,3		93683		
1720, 1724, 1728	1987→	R	<b>19 887 19,30 60 8</b>	8	19 887	CW/11/1	394	178	178	► 19,3		93683		
1824, 1924	1984→1986	F	<b>19 921 19,30 60 8</b>	8	19 921	CW/12/1	394	191	200	► 19,3		93683		
3220	1987→1988	R1	<b>19 921 19,30 60 8</b>	8	19 921	CW/12/1	394	191	200	► 19,3		93683		
3824 C, 3828 C	1987→	R2	<b>19 921 19,30 60 8</b>	8	19 921	CW/12/1	394	191	200	► 19,3		93683		
2424 C	1987→	F	<b>19 887 19,30 60 8</b>	8	19 887	CW/11/1	394	178	178	► 19,3		93683		
		R1	<b>19 887 19,30 60 8</b>	8	19 887	CW/11/1	394	178	178	► 19,3		93683		
		R2	<b>19 887 19,30 60 8</b>	8	19 887	CW/11/1	394	178	178	► 19,3		93683		
2428 C	1989→	F	<b>19 921 19,30 60 8</b>	8	19 921	CW/12/1	394	191	200	► 19,3		93683		
		R1	<b>19 887 19,30 60 8</b>	8	19 887	CW/11/1	394	178	178	► 19,3		93683		
		R2	<b>19 887 19,30 60 8</b>	8	19 887	CW/11/1	394	178	178	► 19,3		93683		
0 813 (4 wheel Rigid)	1981→1986	F	<b>17 555 09,50 60 4</b>	4	17 555	GG/144/1	330	299	101	9,5				
		R	<b>17 932 10,00 60 3</b>	2	17 933	GG/186/1	330	295	127	► 8,5				
				2	17 932	GG/187/1	330	340	127	► 10,0				

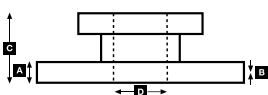
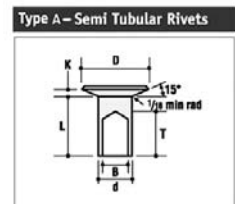
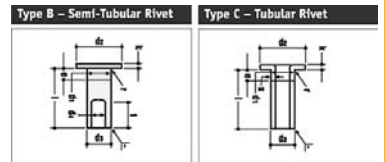
**29 302 21,90 40 4**  
 1720 MER 2x68



								<b>Kg</b>	
<b>BCR112A</b>		322	<b>A</b> 30.0	<b>B</b> 27.8	<b>C</b> 126	<b>D</b> 148	6x21 3xM8	14.6	



Rivet Ref	Head Size	Shank Ø x Shank Length	Drawing type	Head Shape	T = tubular S = semi-tubular	Material	Material Description
<b>93683</b>	12	L8	Type A	Conical	S	STEEL	1 x FM RIVETS BAG INCLUDES 100 PCS
<b>93684</b>	12	L9	Type A	Conical	S	STEEL	1 x FM RIVETS BAG INCLUDES 100 PCS





# WVA



!

**...FORD****Cargo: 4 wheel Rigid:**

1117 C, 1117 P (V 8) 2014, 2114 2014, 2114 (Tractive Units) 2015, 2115 2517 C, 2517 P 2517 C, 2517 P Tractive Units 2817 C, 2817 P 2817 C, 2817 P Tractive Units	1981→1986  1987→ 1981→1986	F	<b>19 072 12,70 60 4</b>	4	19 072	GG/83/1	394	360	152	12,7			93684		
---	-------------------------------------	---	--------------------------	---	--------	---------	-----	-----	-----	------	--	--	-------	--	--

**Cargo: with Meritor-Stopmaster-Brake:**

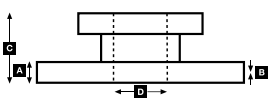
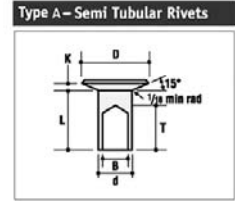
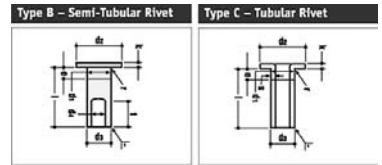
1624 4x2 Rigid 13, 300 kgs GVW 4x2 Rigid 16, 250 kgs GVW 4x2 Tipper 13, 300 kgs GVW 4x2 Tipper 16, 250 kgs GVW 6x2 Rigid 24, 500 kgs GVW 6x2 Tipper 24, 500 kgs GVW 6x4 Rigid 24, 500 kgs GVW 6x4 Tipper 24, 500 kgs GVW	1984→ 1982→	F	<b>19 887 19,30 60 8</b>	8	19 887	CW/11/1	394	178	178	►19,3			93683		
--	----------------	---	--------------------------	---	--------	---------	-----	-----	-----	-------	--	--	-------	--	--

**Ford D Series**

D300 D400	1970→1971 1965→1971	F	<b>17 555 09,50 60 4</b>	4	17 555	GG/144/1	330	299	101	9,5	Opt.				
D500, D550	1965→1971	F	<b>17 555 09,50 60 4</b>	4	17 555	GG/144/1	330	299	101	9,5					
D600 D1010	1965→1971 1972→1978	F R	<b>17 555 09,50 60 4</b> <b>17 316 12,70 60 4*</b>	4 4	17 555 17 316	GG/144/1 GG/153/1	330 394	299 321	101 127	9,5 12,7		Opt. - * use/verwenden K17316.0-F3658	93683		
DA1610	1972→1981														
D700 D750, 800/Turbo D1110, 1111, 1114 D1210 DA1007 DA1710, 1911 DA2011, 2114	1965→1971  1972→1980 1972→1981	R	<b>17 316 12,70 60 4*</b>	4	17 316	GG/153/1	394	321	127	12,7	* use/verwenden K17316.0-F3658		93683		
D900 D1000 15ton GVW D1000 tractor 28 ton GVW DA2817, 2818	1970→1971 1967→1971  1972→1981	F R	<b>19 072 12,70 60 4</b> <b>19 072 12,70 60 4</b>	4 4	19 072 19 072	GG/83/1 GG/83/1	394	360	152	12,7 12,7			93684 93684		
D0607, 0610 D0610, 0707, 0710 D0707, 0710	1978→1981 1972→1978 1978→1981	F	<b>17 555 09,50 60 4</b>	4	17 555	GG/144/1	330	299	101	9,5	Opt heavy duty				
D0807, 0810 D0907, 0910 D1010, 1011	1978→1980	F R	<b>17 555 09,50 60 4</b> <b>17 932 10,00 60 3</b>	4 2	17 555 17 933 17 932	GG/144/1 GG/186/1 GG/187/1	330 330	299 295	101 127	9,5 ►8,5 ►10,0					
D0807, 0810, 0907, 0910	1972→1978	F R	<b>17 555 09,50 60 4</b> <b>17 662 09,50 60 3</b>	4 2	17 555 17 662 17 663	GG/144/1 GG/163/1 GG/164/1	330 330 330	299 300 343	101 127 127	9,5 9,5 9,5			93684 93684		
D1000 16ton GVW D1614, 1617, 1618 D1616	1967→1971 1972→1981 1972→1973	F	<b>19 072 12,70 60 4</b>	4	19 072	GG/83/1	394	360	152	12,7			93684		
D1000 24ton GVW	1967→1971	R	<b>19 072 12,70 60 4</b>	4	19 072	GG/83/1	394	360	152	12,7			93684		
DT010	1978→1981	F	<b>17 555 09,50 60 4</b>	4	17 555	GG/144/1	330	299	101	9,5	20" wheels				
DA2417, 2418	1972→1981	F R	<b>19 072 12,70 60 4</b> <b>19 072 12,70 60 4</b>	4 4	19 072 19 072	GG/83/1 GG/83/1	394	360	152	12,7 12,7	Opt.		93684 93684		
DT800	1965→1969	R1	<b>17 316 12,70 60 4*</b>	4	17 316	GG/153/1	394	321	127	12,7	* use/verwenden K17316.0-F3658		93683		
DT1400 DT1711, 2014	1969→1971 1972→1981	R2	<b>17 316 12,70 60 4*</b>	4	17 316	GG/153/1	394	321	127	12,7	* use/verwenden K17316.0-F3658		93683		
DT1500, 1700 DT2414, 2417, 2418	1969→1971 1972→1981	R1 R2	<b>19 072 12,70 60 4</b> <b>19 072 12,70 60 4</b>	4 4	19 072 19 072	GG/83/1 GG/83/1	394	360	152	12,7 12,7			93684 93684		



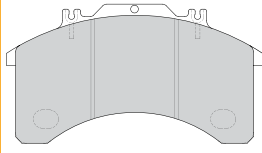
Rivet Ref	Head Size	Shank Ø x Shank Length	Drawing type	Head Shape	T = tubular S = semi-tubular	Material	Material Description
<b>93683</b>	12	L8	Type A	Conical	S	STEEL	1 x FM RIVETS BAG INCLUDES 100 PCS
<b>93684</b>	12	L9	Type A	Conical	S	STEEL	1 x FM RIVETS BAG INCLUDES 100 PCS



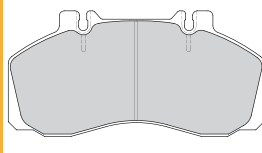




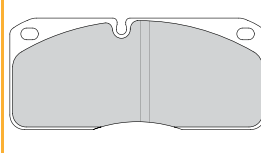
**29 032 25,00 40 4**  
3475 KNR ADB 3700



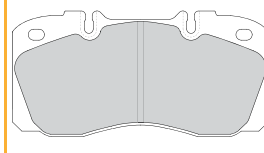
**29 065 22,00 40 4**  
1721 MER 2x60



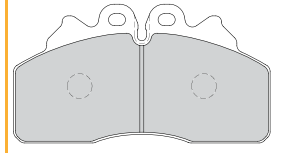
**29 067 22,00 40 4**  
3475 MER 2x68



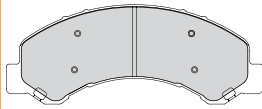
**29 122 22,00 40 4**  
1721 BRE 2 x 68



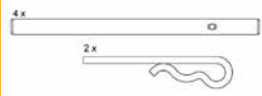
**29 256 27,00 40 4**  
3422 BRE 2X68



**FCV1853**  
AKE



**UAC164** ↔  
4x  
2x



**UAI106** ↔ 495mm  
2



**UAI113** ↔ 495mm  
2



**UAI119** ↔ 475mm  
2



**UAI176** ↔ 150mm  
2



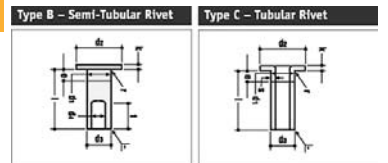
**UAI177** ↔ 215mm  
2



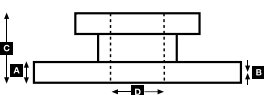
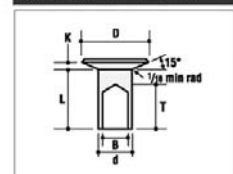
			A	B	C	D		Kg		ABS
<b>BCR105A</b>		304	30.0	27.8	128	165	6x18,15 2xM10	13.9		
<b>BCR110A</b>		370	45.0	41.0	150	215	8x20 2xM10	31.0	✓	
<b>BCR111A</b>		370	45.0	41.0	181.5	215	8x22,15 2xM10	32.0	✓	
<b>BCR322A</b>		304	30.0	27.8	128.5	165	6	14.1		✓
<b>BCR338A</b>		330	32.0	29.0	129.5	185	6	17.9		
<b>BCR342A</b>		330	32.0	29.0	129.5	185	6	19.1		
<b>FCR157A</b>		304	30.0	27.8	128	165	6x18,15 2xM10	13.9	✓	
<b>FCR233A</b>		304	30.0	27.8	128	165	6x18,15 2xM10	13.9	✓	



Rivet Ref	Head Size	Shank Ø x Shank Length	Drawing type	Head Shape	T = tubular S = semi-tubular	Material	Material Description
<b>93684</b>	12	L9	Type A	Conical	S	STEEL	1 x FM RIVETS BAG INCLUDES 100 PCS



Type A - Semi Tubular Rivets





# WVA



!



## ...IVECO

## ...Eurocargo

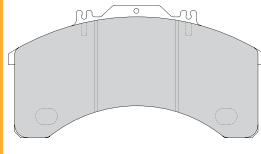
80E15, 80E18, 80E21, 100E15, 100E18, 100E21, 180E21 T 105-152kW	01/91→	F	29 067 22,00 40 4	4	29 067	FCV733	322	176	79	22	Opt			BCR106A FCR232A
		R	29 067 22,00 40 4	4	29 067	FCV733	322	176	79	22	Opt		UAI106/UAI113	BCR106A FCR231A
95E15 W, 95E21 W 105-152kW	11/93→	F	29 065 22,00 40 4	4	29 065	FCV879	304	175	86	22	→ 1996		UAI106/UAI113	BCR105A FCR233A
			29 067 22,00 40 4	4	29 067	FCV733	322	176	79	22	→ 1996, Opt		UAI119/UAI176	BCR106A FCR232A
		R	29 065 22,00 40 4	4	29 065	FCV879	322	175	86	22	→ 1996		UAI106/UAI113	BCR106A
			29 067 22,00 40 4	4	29 067	FCV733	304	176	79	22	1997→		UAI119/UAI176	BCR105A FCR157A FCR231A
110-120EL-17, 5" Wheel Wabco Pan17	1999→	F	29 088 26,00 40 4	4	29 088	FCV1354	330	176	83	26	UAC173 (SPRINGS) / UAC169 (FORKS)		UAI126/UAC173	BCR237A
		R	29 088 26,00 40 4	4	29 088	FCV1354	330	176	83	26	UAC173 (SPRINGS) / UAC169 (FORKS)		UAI126/UAC173	BCR237A
110E15, 110E18, 110E23, 120E15, 120E18, 120E23, 130E15, 130E18, 130E23, 140E15, 140E18, 140E23, 140E27	01/91→	F	29 032 25,00 40 4	4	29 032	FCV770	370	206	107	25	→ 03/02		UAI105/UAI110	BCR110A BCR111A
		F	29 197 30,00 41 4	4	29 197	FCV1275BFE	377	211	93	30	04/02→		UAI160+UAI173	BCR238A FCR240A
		R	29 197 30,00 41 4	4	29 197	FCV1275BFE	377	211	93	30	06/03→		UAI160+UAI173	BCR307A
135E18 W, 135E18 WR, 135E23 W, 135E23 WR	01/93→	F	29 032 25,00 40 4	4	29 032	FCV770	370	206	107	25	→ 03/02		UAI105/UAI110	BCR110A BCR111A
		F	29 197 30,00 41 4	4	29 197	FCV1275BFE	377	211	93	30	04/02→		UAI160+UAI173	BCR238A FCR240A
		R	29 197 30,00 41 4	4	29 197	FCV1275BFE	377	211	93	30	06/03→		UAI160+UAI173	BCR307A
150E15, 150E18, 150E23, 150E27 R 105-196kW	01/92→	F	29 032 25,00 40 4	4	29 032	FCV770	370	206	107	25	→ 06/98		UAI105/UAI110	BCR110A BCR111A
		F	29 196 30,00 40 4	4	29 196	FCV1914FE	436	248	108	30	07/98→03/02		UAI125+UAI173	BCR173A
			29 196 30,00 41 4	4	29 196		436	248	108	30	incl. accessory kit, 07/98→03/02		UAI125+UAI173	BCR173A
	29 253 30,00 41 4	4	29 253	FCV4296PTS	432	248	108	30	04/02→		UAI160+UAI173	BCR254A		
170E18, 170E23, 170E27, 175E24, 175E27	01/94→	F	29 032 25,00 40 4	4	29 032	FCV770	370	206	107	25	→ 06/98		UAI105/UAI110	BCR110A
			29 011 25,00 40 4	4	29 011	FCV773	430	241	125	25	→ 06/98, Opt		UAI105/UAI110	BCR132A
			29 196 30,00 40 4	4	29 196	FCV1914FE	436	248	108	30	07/98→03/02		UAI125+UAI173	BCR173A
			29 196 30,00 41 4	4	29 196		436	248	108	30	incl. accessory kit, 07/98→03/02		UAI125+UAI173	BCR173A
			29 253 30,00 41 4	4	29 253	FCV4296PTS	432	248	108	30	04/02→		UAI160+UAI173	BCR254A
			29 011 25,00 40 4	4	29 011	FCV773	430	241	125	25	Opt studs		UAI105/UAI110	BCR132A FCR251A
176E30, 176E34, 179E24, 179E27, 179E30, 325E27, 390E30	1991→	F	29 011 25,00 40 4	4	29 011	FCV773	430	241	125	25	→ 06/98		UAI105/UAI110	BCR132A
			29 196 30,00 40 4	4	29 196	FCV1914FE	436	248	108	30	07/98→03/02		UAI125+UAI173	BCR173A
	29 253 30,00 41 4	4	29 253	FCV4296PTS	432	248	108	30	04/02→		UAI160+UAI173	BCR254A		
180E27, 390E34		F	29 011 25,00 40 4	4	29 011	FCV773	430	241	125	25			UAI105/UAI110	BCR132A FCR251A
210E23, 250E23, 280E23 T 105-167kW	09/91→	F	29 032 25,00 40 4	4	29 032	FCV770	370	206	107	25	→ 03/02		UAI105/UAI110	BCR110A
			29 197 30,00 41 4	4	29 197	FCV1275BFE	377	211	93	30	04/02→		UAI160+UAI173	BCR239A FCR241A
260E23	09/91→	F	29 032 25,00 40 4	4	29 032	FCV770	370	206	107	25			UAI105/UAI110	BCR110A
320E23, 320E27	07/98→	F	29 196 30,00 40 4	4	29 196	FCV1914FE	436	248	108	30	→ 03/02		UAI125+UAI173	BCR173A
			29 196 30,00 41 4	4	29 196		436	248	108	30	incl. accessory kit, → 03/02		UAI125+UAI173	BCR173A
			29 253 30,00 41 4	4	29 253	FCV4296PTS	432	248	108	30	04/02→		UAI160+UAI173	BCR254A

## EuroCargo

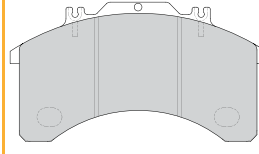
110E15 E18, E23 120E15, E18, E23 130E15, E18, E23 135E18 130kW /177PS 135E23 167kW /227PS 140E15, E18, E23, E27 210E23 250E23 260E23 167kW /227PS 280E23 167kW /227PS	01/91→03/02  01/93→  01/91→03/02 09/91→03/02  09/91→ 09/91→03/02	R	19 503 16,00 60 4	4	19 503	PB/22/1	360	316	170	16,0		93058	UAI209	
--	--	---	-------------------	---	--------	---------	-----	-----	-----	------	--	-------	--------	--



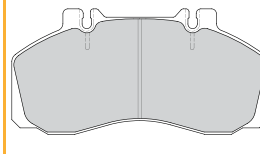
**29 011 25,00 40 4**  
3475 KNR ADB 4300



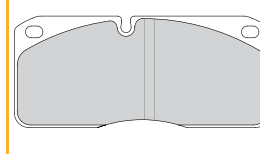
**29 032 25,00 40 4**  
3475 KNR ADB 3700



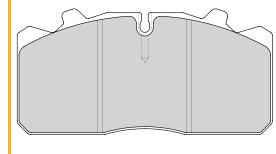
**29 065 22,00 40 4**  
1721 MER 2x60



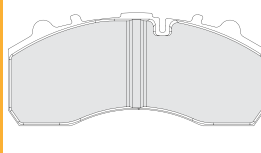
**29 067 22,00 40 4**  
3475 MER 2x68



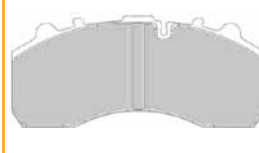
**29 088 26,00 40 4**  
4523 WAB PAN 17



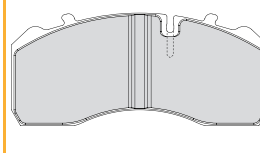
**29 196 30,00 40 4**  
4550 KNR SB7600



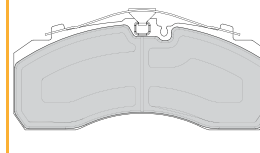
**29 196 30,00 41 4**  
4550 KNR SB7600



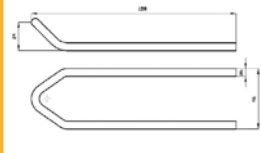
**29 197 30,00 41 4**  
4550 KNR SB/SN6



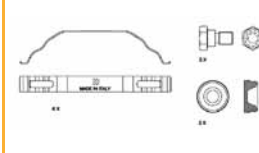
**29 253 30,00 41 4**  
4550 KNR SB/SN7



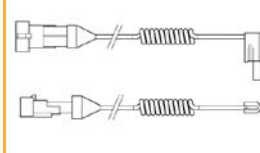
**UAC169** ↔



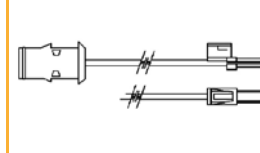
**UAC173** ↔




**UAI105** ↔ 250mm



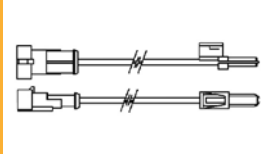
**UAI106** ↔ 495mm



**UAI110** ↔ 400mm



**UAI113** ↔ 495mm



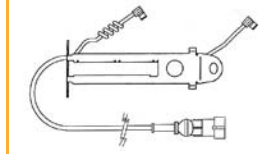
**UAI119** ↔ 475mm



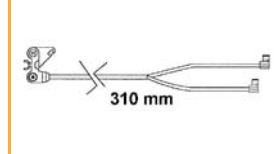
**UAI125** ↔ 285mm



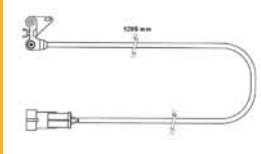
**UAI126** ↔ 365mm



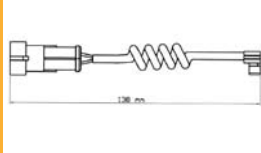
**UAI160** ↔ 310mm



**UAI173** ↔ 1285mm



**UAI176** ↔ 150mm



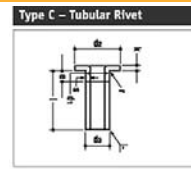
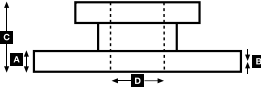
**UAI209** ↔ 548mm



			A	B	C	D		Kg		ABS
<b>BCR105A</b>		304	30.0	27.8	128	165	6x18,15 2xM10	13.9		
<b>BCR106A</b>		322	30.0	27.8	134	215	8x20,15 2xM10	18.0		
<b>BCR110A</b>		370	45.0	41.0	150	215	8x20 2xM10	31.0	✓	
<b>BCR111A</b>		370	45.0	41.0	181.5	215	8x22,15 2xM10	32.0	✓	
<b>BCR132A</b>		430	50.0	46.0	102	170	12xM16	35.0		
<b>BCR173A</b>		436	45.0	37.0	138.5	210	12xM16	37.7		
<b>BCR237A</b>		330	34.0	28.0	141	215	8x20 2xM10	23.2		✓
<b>BCR238A</b>		377	45.0	38.0	151	215	8xM20 2xM10	33.0	✓	
<b>BCR239A</b>		377	45.0	37.0	151	215	8xM22 2xM10	32.6	✓	
<b>BCR254A</b>		432	45.0	37.0	139	210	12xM16x2	37.7		
<b>BCR307A</b>		377	45.0	37.0	151	225	8xM20 2xM10	33.6	✓	✓
<b>FCR157A</b>		304	30.0	27.8	128	165	6x18,15 2xM10	13.9	✓	
<b>FCR231A</b>		322	30.0	27.0	134	215	8x20,15 2xm10	20.1	✓	
<b>FCR232A</b>		322	30.0	27.0	134	215	8x20,15 2xm10	17.6	✓	
<b>FCR233A</b>		304	30.0	27.8	128	165	6x18,15 2xM10	13.9	✓	
<b>FCR240A</b>		377	45.0	37.0	151	225	8xM20 2xM10	31.0	✓	✓
<b>FCR241A</b>		377	45.0	37.0	151	225	8xM22 2xM10	31.0	✓	✓
<b>FCR251A</b>		430	50.0	46.0	102	170	12	34.6	✓	



Rivet Ref	Head Size	Shank Ø x Shank Length	Drawing type	Head Shape	T = tubular S = semi-tubular	Material	Material Description
<b>93058</b>	15.5	08x15	Type C	Flat	T (stepped)	STEEL	1 x FM RIVETS BAG INCLUDES 100 PCS





# WVA



!

**...IVECO****...EuroCargo**

110E15, E18, E23 120E15, E18, E23 130E15, E18, E23 140E15, E18, E23, E27	04/02→05/03	R	<b>19 503 16,00 60 4</b>	4	19 503	PB/22/1	360	316	170	16,0		93058	UAI209	
150E15, E18, E23, E27	01/92→06/98	R	<b>19 503 16,00 60 4</b>	4	19 503	PB/22/1	360	316	170	16,0		93058	UAI209	
		R	<b>19 384 18,15 60 5</b>	6	19 384	CW/4/1	381	188	178	▶18,15	Opt.	93684	UAI211	
		R	<b>19 384 18,15 60 5</b>	2	19 385	CW/4/2	381	188	178	▶18,15		93684	UAI211	
150E15, E18, E23, E27	07/98→03/02	R	<b>19 503 16,00 60 4</b>	4	19 503	PB/22/1	360	316	170	16,0		93058	UAI209	
		R	<b>19 384 18,15 60 5</b>	6	19 384	CW/4/1	381	188	178	▶18,15	Opt.	93684	UAI211	
		R	<b>19 384 18,15 60 5</b>	2	19 385	CW/4/2	381	188	178	▶18,15		93684	UAI211	
150E15, E18, E23, E27	04/02→	R	<b>19 503 16,00 60 4</b>	4	19 503	PB/22/1	360	316	170	16,0		93058	UAI209	
		R	<b>19 384 18,15 60 5</b>	6	19 384	CW/4/1	381	188	178	▶18,15	Opt.	93684	UAI211	
		R	<b>19 384 18,15 60 5</b>	2	19 385	CW/4/2	381	188	178	▶18,15		93684	UAI211	
170E18, E23, E27 175E24, E27	01/94→06/98	R	<b>19 503 16,00 60 4</b>	4	19 503	PB/22/1	360	316	170	16,0		93058	UAI209	
170E18, E23, E27 175E24, E27	07/98→03/02	R	<b>19 503 16,00 60 4</b>	4	19 503	PB/22/1	360	316	170	16,0		93058	UAI209	
170E18, E23, E27 175E24, E27	04/02→	R	<b>19 503 16,00 60 4</b>	4	19 503	PB/22/1	360	316	170	16,0		93058	UAI209	
		R	<b>19 503 16,00 60 4</b>	4	19 503	PB/22/1	360	316	170	16,0		93058	UAI209	
176E30, E34 179E24, E27, E30 325E27 196kW/266PS 390E30 221kW/300PS	1991→06/98	F	<b>19 384 18,15 60 5</b>	6	19 384	CW/4/1	381	188	178	▶18,15		93684	UAI211	
		F	<b>19 384 18,15 60 5</b>	2	19 385	CW/4/2	381	188	178	▶18,15		93684	UAI211	
	1991→	R	<b>19 384 18,15 60 5</b>	6	19 384	CW/4/1	381	188	178	▶18,15		93684	UAI211	
		R	<b>19 384 18,15 60 5</b>	2	19 385	CW/4/2	381	188	178	▶18,15		93684	UAI211	
176E30, E34	1991→	R	<b>19 384 18,15 60 5</b>	6	19 384	CW/4/1	381	188	178	▶18,15		93684	UAI211	
		R	<b>19 384 18,15 60 5</b>	2	19 385	CW/4/2	381	188	178	▶18,15		93684	UAI211	
176E30, E34 179E24, E27, E30	04/02→	R	<b>19 384 18,15 60 5</b>	6	19 384	CW/4/1	381	188	178	▶18,15		93684	UAI211	
		R	<b>19 384 18,15 60 5</b>	2	19 385	CW/4/2	381	188	178	▶18,15		93684	UAI211	
179E24, E27, E30	07/98→03/02	F	<b>19 384 18,15 60 5</b>	6	19 384	CW/4/1	381	188	178	▶18,15		93684	UAI211	
		F	<b>19 384 18,15 60 5</b>	2	19 385	CW/4/2	381	188	178	▶18,15		93684	UAI211	
		R	<b>19 384 18,15 60 5</b>	6	19 384	CW/4/1	381	188	178	▶18,15		93684	UAI211	
		R	<b>19 384 18,15 60 5</b>	2	19 385	CW/4/2	381	188	178	▶18,15		93684	UAI211	
180E27 196kW /267PS	01/94→	F	<b>19 384 18,15 60 5</b>	6	19 384	CW/4/1	381	188	178	▶18,15		93684	UAI211	
		F	<b>19 384 18,15 60 5</b>	2	19 385	CW/4/2	381	188	178	▶18,15		93684	UAI211	
		R	<b>19 384 18,15 60 5</b>	6	19 384	CW/4/1	381	188	178	▶18,15		93684	UAI211	
		R	<b>19 384 18,15 60 5</b>	2	19 385	CW/4/2	381	188	178	▶18,15		93684	UAI211	
210E23 250E23 280E23	04/02→05/03	R	<b>19 503 16,00 60 4</b>	4	19 503	PB/22/1	360	316	170	16,0		93058	UAI209	
320E23, E27 196kW /267PS	07/98→03/02	R	<b>19 503 16,00 60 4</b>	4	19 503	PB/22/1	360	316	170	16,0		93058	UAI209	
		R	<b>19 384 18,15 60 5</b>	6	19 384	CW/4/1	381	188	178	▶18,15	Opt.	93684	UAI211	
		R	<b>19 384 18,15 60 5</b>	2	19 385	CW/4/2	381	188	178	▶18,15		93684	UAI211	
390E34 254kW /345PS	1991→	F	<b>19 384 18,15 60 5</b>	6	19 384	CW/4/1	381	188	178	▶18,15		93684	UAI211	
		F	<b>19 384 18,15 60 5</b>	2	19 385	CW/4/2	381	188	178	▶18,15		93684	UAI211	
		R	<b>19 384 18,15 60 5</b>	6	19 384	CW/4/1	381	188	178	▶18,15		93684	UAI211	
		R	<b>19 384 18,15 60 5</b>	2	19 385	CW/4/2	381	188	178	▶18,15		93684	UAI211	

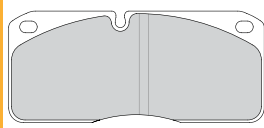
**Eurocargo Tector**

65, 75, 80, 90 Series	09/00→	F	<b>29 122 22,00 40 4</b>	4	29 122	FCV1126	304	175	86	22		UAI106/UAI113	<b>BCR105A</b>
		R	<b>29 122 22,00 40 4</b>	4	29 122	FCV1126	304	175	86	22	Opt 65mm studs/Opt wear indicators	UAI119/UAI176	<b>FCR233A</b>
		R	<b>29 122 22,00 40 4</b>	4	29 122	FCV1126	304	175	86	22	ABS, 01/06→	UAI106/UAI113	<b>BCR105A</b>
		R	<b>29 122 22,00 40 4</b>	4	29 122	FCV1126	304	175	86	22	Opt 75mm studs/Opt wear indicators	UAI119/UAI176	<b>FCR157A</b>
100 Series		F	<b>29 067 22,00 40 4</b>	4	29 067	FCV733	322	176	79	22		UAI106/UAI113	<b>FCR232A</b>
		R	<b>29 067 22,00 40 4</b>	4	29 067	FCV733	322	176	79	22	Opt wear indicators	UAI119/UAI176	<b>FCR231A</b>
		R	<b>29 067 22,00 40 4</b>	4	29 067	FCV733	322	176	79	22	Opt wear indicators	UAI119/UAI176	<b>FCR231A</b>
		R	<b>29 067 22,00 40 4</b>	4	29 067	FCV733	322	176	79	22	ABS, 01/06→	UAI119/UAI176	<b>BCR341A</b>
120 Series	09/00→	F	<b>29 088 26,00 40 4</b>	4	29 088	FCV1354	330	176	83	26	UAC173 (SPRINGS)/ UAC169 (FORKS)	UAI126/UAC173	<b>BCR237A</b>
		R	<b>29 088 26,00 40 4</b>	4	29 088	FCV1354	330	176	83	26	UAC173 (SPRINGS)/ UAC169 (FORKS)	UAI126/UAC173	<b>BCR237A</b>

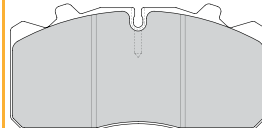




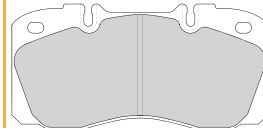
**29 067 22,00 40 4**  
3475 MER 2x68



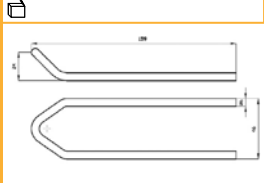
**29 088 26,00 40 4**  
4523 WAB PAN 17



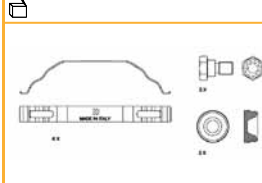
**29 122 22,00 40 4**  
1721 BRE 2 x 68



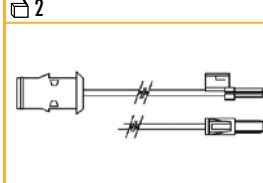
**UAC169** ↔



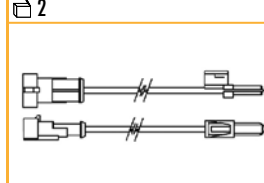
**UAC173** ↔



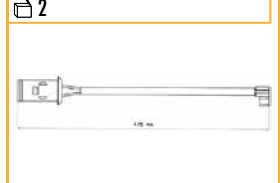
**UAI106** ↔ 495mm



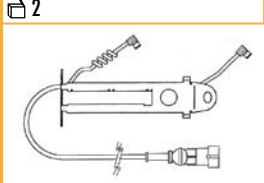
**UAI113** ↔ 495mm



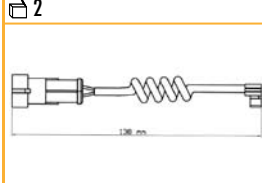
**UAI119** ↔ 475mm



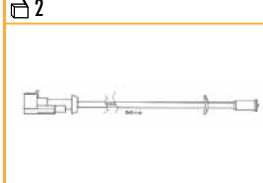
**UAI126** ↔ 365mm



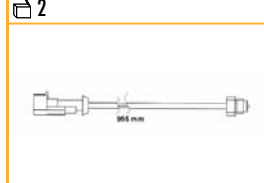
**UAI176** ↔ 150mm



**UAI209** ↔ 548mm



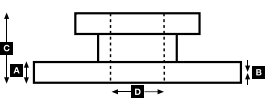
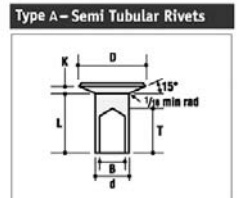
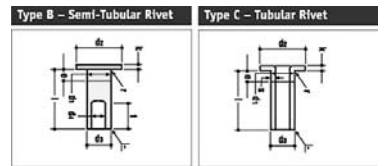
**UAI211** ↔ 955mm



BCR105A	BCR237A	BCR322A	BCR341A	FCR157A	FCR231A	FCR232A	FCR233A										
304	330	304	322	304	322	322	304	304	30.0	27.8	128	165	6x18,15 2xM10	13.9			
									34.0	28.0	141	215	8x20 2xM10	23.2		✓	
									30.0	27.8	128.5	165	6	14.1		✓	
									30.0	27.8	134	215	8	17.9		✓	
									30.0	27.8	128	165	6x18,15 2xM10	13.9	✓		
									30.0	27.0	134	215	8x20,15 2xm10	20.1	✓		
									322	30.0	27.0	134	215	8x20,15 2xm10	17.6	✓	
									304	30.0	27.8	128	165	6x18,15 2xM10	13.9	✓	



Rivet Ref	Head Size	Shank Ø x Shank Length	Drawing type	Head Shape	T = tubular S = semi-tubular	Material	Material Description
<b>93058</b>	15.5	Ø8x15	Type C	Flat	T (stepped)	STEEL	1 x FM RIVETS BAG INCLUDES 100 PCS
<b>93684</b>	12	L9	Type A	Conical	S	STEEL	1 x FM RIVETS BAG INCLUDES 100 PCS





# WVA



!

**...IVECO****...Eurocargo Tector**

130, 150 Series	09/00→	F	<b>29 197 30,00 41 4</b>	4	29 197	FCV1275BFE	377	211	93	30	ABS 07/05→	UAI160+UAI173	<b>BCR238A</b>		
		F					377							<b>FCR240A</b>	
		R	<b>29 197 30,00 41 4</b>	4	29 197	FCV1275BFE	377	211	93	30				UAI160+UAI173	<b>BCR307A</b>
320 Series	09/00→	F	<b>29 197 30,00 41 4</b>	4	29 197	FCV1275BFE	377	211	93	30	ABS	UAI160+UAI173	<b>BCR239A</b>		
		R	<b>29 197 30,00 41 4</b>	4	29 197	FCV1275BFE	377	211	93	30				UAI160+UAI173	<b>FCR241A</b>
180, 260 Series	09/00→	F	<b>29 253 30,00 41 4</b>	4	29 253	FCV4296PTS	432	248	108	30		UAI160+UAI173	<b>BCR308A</b>		
		F	<b>29 253 30,00 41 4</b>	4	29 253	FCV4296PTS	432	248	108	30				UAI160+UAI173	<b>BCR254A</b>
		R	<b>29 253 30,00 41 4</b>	4	29 253	FCV4296PTS	432	248	108	30				UAI160+UAI173	<b>BCR254A</b>

**EuroCargo Tector**

130, 150 Series		R	<b>19 503 16,00 60 4</b>	4	19 503	PB/22/1	360	316	170	16,0	Opt.	93058	UAI209	
-----------------	--	---	--------------------------	---	--------	---------	-----	-----	-----	------	------	-------	--------	--

**Eurostar**

All Models fitted with Bendix 4300 brake	01/93→	F	<b>29 011 25,00 40 4</b>	4	29 011	FCV773	430	241	125	25	→ Ch.043134	UAI105/UAI110	<b>BCR132A</b>
		R	<b>29 011 25,00 40 4</b>	4	29 011	FCV773	430	241	125	25	→ Ch.043134 Opt.studs	UAI105/UAI110	<b>BCR132A</b> <b>FCR251A</b>
All Models fitted with Knorr SB76... Brake	→03/02	F	<b>29 196 30,00 40 4</b>	4	29 196	FCV1914FE	436	248	108	30	Ch.043135→	UAI125+UAI173	<b>BCR173A</b>
		F	<b>29 196 30,00 41 4</b>	4	29 196		436	248	108	30	incl. accessory kit, Ch.043135→	UAI125+UAI173	<b>BCR173A</b>
		R	<b>29 196 30,00 40 4</b>	4	29 196	FCV1914FE	436	248	108	30	Ch.043135→	UAI125+UAI173	<b>BCR173A</b>
R	<b>29 196 30,00 41 4</b>	4	29 196		436	248	108	30	incl. accessory kit, Ch.043135→	UAI125+UAI173	<b>BCR173A</b>		
All Models fitted with Knorr SB/SN7... Brake	04/02→	F	<b>29 253 30,00 41 4</b>	4	29 253	FCV4296PTS	432	248	108	30		UAI160+UAI173	<b>BCR254A</b>
		R	<b>29 253 30,00 41 4</b>	4	29 253	FCV4296PTS	432	248	108	30		UAI160+UAI173	<b>BCR254A</b>

**EuroStar**

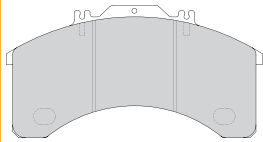
Meritor brake with 5° pressure plate (old version)	→04/96	R	<b>19 554 20,40 60 5</b>	6	19 553	RW/29/1	410	180	200	▶20,4		93058	
				2	19 554	RW/29/2	410	180	200	▶20,4		93058	
		R2	<b>19 555 20,40 60 5</b>	6	19 556	RW/28/1	410	180	180	▶20,4		93058	
				2	19 555	RW/28/2	410	180	180	▶20,4		93058	
Meritor brake with 15° pressure plate (new version)	05/96→08/98	R	<b>19 716 22,20 60 5</b>	4	19 553	RW/29/1	410	180	200	▶20,4		93058	
				2	19 717	RW/32/1	410	196	200	▶21,9		93058	
				2	19 716	RW/33/1	410	196	200	▶22,2		93058	
		R2	<b>19 714 22,20 60 5</b>	4	19 556	RW/28/1	410	180	180	▶20,4		93058	
				2	19 715	RW/30/1	410	196	180	▶21,9		93058	
				2	19 714	RW/31/1	410	196	180	▶22,2		93058	
Perrot brake with 60mm pitch	09/98→04/99	R1	<b>19 263 19,80 60 5</b>	2	19 343	PB/24/2	410	201	200	▶19,8	Ch.053915 - Ch.063808	93060	UAI208
				6	19 263	PB/24/1	410	201	200	▶19,8		93060	
		R2	<b>19 262 19,80 60 5</b>	6	19 262	PB/25/1	410	201	180	▶19,8	Ch.053915 - Ch.063808	93060	UAI208
				2	19 342	PB/25/2	410	201	180	▶19,8		93060	
Perrot brake with 65mm pitch	05/99→	R1	<b>19 091 21,50 00 5</b>	6	19 098	PB/42/2	410	204	202	▶21,5	Ch.063809→	93060	
				2	19 091	PB/42/1	410	204	202	▶21,5		93060	
		R2	<b>19 099 21,50 00 5</b>	6	19 100	PB/41/1	410	204	180	▶21,5	Ch.063809→	93060	
				2	19 099	PB/41/2	410	204	180	▶21,5		93060	

**EuroTech**

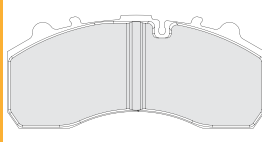
Meritor brake with 5° pressure plate (old version)	→04/96	R	<b>19 554 20,40 60 5</b>	6	19 553	RW/29/1	410	180	200	▶20,4		93058	
				2	19 554	RW/29/2	410	180	200	▶20,4		93058	
		R2	<b>19 555 20,40 60 5</b>	6	19 556	RW/28/1	410	180	180	▶20,4		93058	
				2	19 555	RW/28/2	410	180	180	▶20,4		93058	
Meritor brake with 15° pressure plate (new version)	05/96→08/98	R	<b>19 716 22,20 60 5</b>	4	19 553	RW/29/1	410	180	200	▶20,4		93058	
				2	19 717	RW/32/1	410	196	200	▶21,9		93058	
				2	19 716	RW/33/1	410	196	200	▶22,2		93058	
		R2	<b>19 714 22,20 60 5</b>	4	19 556	RW/28/1	410	180	180	▶20,4		93058	
				2	19 715	RW/30/1	410	196	180	▶21,9		93058	
				2	19 714	RW/31/1	410	196	180	▶22,2		93058	
Perrot brake with 60mm pitch	09/98→04/99	R	<b>19 263 19,80 60 5</b>	2	19 343	PB/24/2	410	201	200	▶19,8	Ch.4206701-Ch.4215282	93060	UAI208
				6	19 263	PB/24/1	410	201	200	▶19,8		93060	
Perrot brake with 65mm pitch	05/99→	R	<b>19 091 21,50 00 5</b>	6	19 098	PB/42/2	410	204	202	▶21,5	Ch.4215283→	93060	
				2	19 091	PB/42/1	410	204	202	▶21,5		93060	
		R2	<b>19 099 21,50 00 5</b>	6	19 100	PB/41/1	410	204	180	▶21,5	Ch.4215283→	93060	
				2	19 099	PB/41/2	410	204	180	▶21,5		93060	
Perrot brake with 60mm pitch	→04/99	R2	<b>19 262 19,80 60 5</b>	6	19 262	PB/25/1	410	201	180	▶19,8	Ch.4206701-Ch.4215282	93060	UAI208
				2	19 342	PB/25/2	410	201	180	▶19,8		93060	



**29 011 25,00 40 4**  
3475 KNR ADB 4300



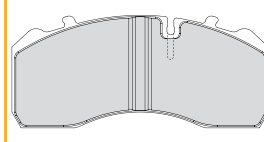
**29 196 30,00 40 4**  
4550 KNR SB7600



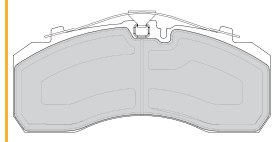
**29 196 30,00 41 4**  
4550 KNR SB7600



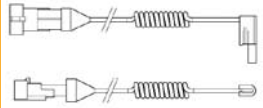
**29 197 30,00 41 4**  
4550 KNR SB/SN6




**29 253 30,00 41 4**  
4550 KNR SB/SN7



**UAI105** ↔ 250mm  
②



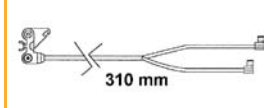
**UAI110** ↔ 400mm  
②



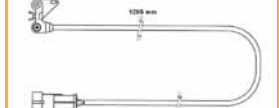
**UAI125** ↔ 285mm  
②



**UAI160** ↔ 310mm  
②



**UAI173** ↔ 1285mm  
②



**UAI208** ↔ 1300mm  
②



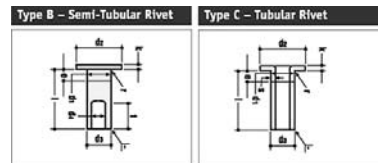
**UAI209** ↔ 548mm  
②



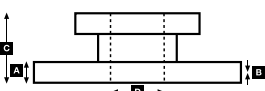
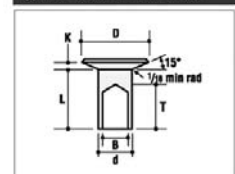
BCR132A	BCR173A	BCR238A	BCR239A	BCR254A	BCR307A	BCR308A	FCR240A	FCR241A	FCR251A	FCR319A	
430	436	377	377	432	377	377	377	377	430	377	
50.0	45.0	45.0	45.0	45.0	45.0	45.0	45.0	45.0	50.0	45.0	
46.0	37.0	38.0	37.0	37.0	37.0	37.0	37.0	37.0	46.0	37.0	
102	138.5	151	151	139	151	151	151	151	102	107	
170	210	215	215	210	225	225	225	225	170	168	
12xM16	12xM16	8xM20 2xM10	8xM22 2xM10	12xM16x2	8xM20 2xM10	8xM22 2xM10	8xM20 2xM10	8xM22 2xM10	12	14	
35.0	37.7	33.0	32.6	37.7	33.6	34.1	31.0	31.0	34.6	24.9	
		✓	✓		✓	✓	✓	✓	✓		
					✓	✓	✓	✓			



Rivet Ref	Head Size	Shank Ø x Shank Length	Drawing type	Head Shape	T = tubular S = semi-tubular	Material	Material Description
<b>93058</b>	15.5	08x15	Type C	Flat	T (stepped)	STEEL	1 x FM RIVETS BAG INCLUDES 100 PCS
<b>93060</b>	15.5	08x20	Type C	Flat	T (stepped)	STEEL	1 x FM RIVETS BAG INCLUDES 100 PCS



Type A - Semi Tubular Rivets





# WVA



!

**...IVECO****Eurotech MH**

190E24, 190E27, 190E31, 190E35, 260E24 Y/P, 260E27 Y/P, 260E31 Y/P, 260E35 Y/P, 400E31 TP, 400E35 TP 180-259kW	09/98→	F	29 011 25,00 40 4	4	29 011	FCV773	430	241	125	25	→ Ch.4196434 Ch.4196435→ incl. accessory kit, Ch.4196435→ 04/02→ Opt studs	UAI105/UAI110 UAI125+UAI173 UAI125+UAI173 UAI160+UAI173	BCR132A	
			29 196 30,00 40 4	4	29 196	FCV1914FE	436	248	108	30			BCR173A	
			29 196 30,00 41 4	4	29 196		436	248	108	30			BCR173A	
			29 253 30,00 41 4	4	29 253	FCV4296PTS	432	248	108	30			BCR254A	
			R	29 011 25,00 40 4	4	29 011	FCV773	430	241	125	25	→ Ch.4196434 Ch.4196435→ incl. accessory kit, Ch.4196435→ Opt studs	UAI105/UAI110 UAI125+UAI173 UAI125+UAI173 UAI160+UAI173	BCR132A
				29 196 30,00 40 4	4	29 196	FCV1914FE	436	248	108	30			BCR173A
				29 196 30,00 41 4	4	29 196		436	248	108	30			BCR173A
				29 253 30,00 41 4	4	29 253	FCV4296PTS	432	248	108	30			BCR254A

**Eurotech MP**

180E34, 180E42, 190E34, 190E38, 190E39 / P, 190E40 / P, 190E42, 190E43, 240E30 PS, 240E34, 240E38, 240E42, 260E38 P, 260E39 Y/P, 260E40 Y/P, 260E42, 260E43 Y/P, 400E34 T, 400E38 T, 400E38 TXP, 400E42 T, 440E38 TZ 221-316kW	01/92→	F	29 011 25,00 40 4	4	29 011	FCV773	430	241	125	25	→ Ch.4196434 incl. accessory kit, Ch.4196435→ Ch.4196435→ Opt studs	UAI105/UAI110 UAI125+UAI173 UAI125+UAI173	BCR132A
			29 196 30,00 41 4	4	29 196		436	248	108	30			BCR173A
			29 196 30,00 40 4	4	29 196	FCV1914FE	436	248	108	30			BCR173A
			29 196 30,00 40 4	4	29 196		430					FCR251A	

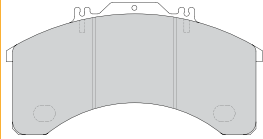
**Eurotech MT**

180E24, 180E27, 180E30 R, 180E34 R, 190E24, 190E27, 190E30, 400E30 T, 400E34 T, 400E30 T, 400E34 T 176-254kW	01/92→08/98	F	29 011 25,00 40 4	4	29 011	FCV773	430	241	125	25	→ Ch.4196434 Ch.4196435→ incl. accessory kit, Ch.4196435→ Opt studs	UAI105/UAI110 UAI125+UAI173 UAI125+UAI173	BCR132A
			29 196 30,00 40 4	4	29 196	FCV1914FE	436	248	108	30			BCR173A
			29 196 30,00 41 4	4	29 196		436	248	108	30			BCR173A
			29 196 30,00 41 4	4	29 196		430					FCR251A	

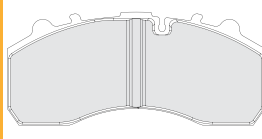
**EuroTrakker**

Meritor brake with 5° pressure plate (old version)	07/98→	All	19 554 20,40 60 5	6	19 553	RW/29/1	410	180	200	▶20,4	Ch.050897 →	93058		
				2	19 554	RW/29/2	410	180	200	▶20,4		93058		
Meritor brake with 15° pressure plate (new version)	07/98→	All	19 716 22,20 60 5	4	19 553	RW/29/1	410	180	200	▶20,4	Ch.050897 →	93058		
				2	19 717	RW/32/1	410	196	200	▶21,9		93058		
				2	19 716	RW/33/1	410	196	200	▶22,2		93058		
Wabco/Perrot 410x20 Brake	01/93→06/98	All	19 263 19,80 60 5	2	19 343	PB/24/2	410	201	200	▶19,8		93060		
				6	19 263	PB/24/1	410	201	200	▶19,8		93060		
MP 190 E 30 W; MP 190 E 34 H; MP 190 E 34 W; MP 190 E 37 H; MP 190 E 37 W; MP 190 E 42 H; MP 190 E 42 W; MP 260 E 30 H; MP 260 E 34 H; MP 260 E 34 W; MP 260 E 37 H; MP 260 E 37 W; MP 260 E 42 H; MP 260 E 42 W; MP 340 E 34 H; MP 340 E 37 H; MP 340 E 42 H; MP 380 E 34 H; MP 380 E 37 H; MP 380 E 37 W; MP 380 E 42 H; MP 380 E 42 H; MP 380 E 42 W; MP 400 E 34 HT; MP 400 E 37 HT; MP 400 E 37 WT; MP 400 E 42 HT; MP 400 E 42 WT; MP 410 E 37 H; MP 410 E 42 H; MP 410 E 42 W; MP 440 E 34 HT; MP 440 E 37 HT; MP 440 E 42 HT; MP 440 E 42 WT; MP 720 E 37 HT; MP 720 E 37 W; MP 720 E 42 HT; MP 720 E 42 WT; MP 720 E 47 HT; MP 720 E 37 WT; MP 720 E 42 HT; MP 720 E 42 WT; MP 720 E 47 HT	06/03→	F	19 109 21,70 00 6	4	19 109		410	195	180	21,7		93058	UAI207	
			19 116 21,70 00 6	4	19 110		410	195	180	21,7		93058		
		R	19 109 21,70 00 6	4	19 109		410	195	180	21,7		93058	UAI207	
			19 116 21,70 00 6	4	19 110		410	195	180	21,7		93058		
		F	19 116 21,70 00 6	4	19 116		410	195	200	21,7		93058	UAI207	
			19 116 21,70 00 6	4	19 119		410	195	200	21,7		93058		
		R	19 116 21,70 00 6	4	19 116		410	195	200	21,7		93058	UAI207	
			19 116 21,70 00 6	4	19 119		410	195	200	21,7		93058		

**29 011 25,00 40 4**  
3475 KNR ADB 4300



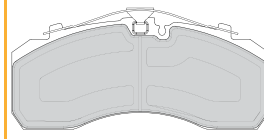
**29 196 30,00 40 4**  
4550 KNR SB7600



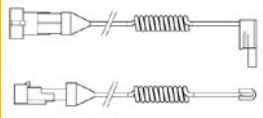
**29 196 30,00 41 4**  
4550 KNR SB7600




**29 253 30,00 41 4**  
4550 KNR SB/SN7



**UAI105** ↔ 250mm  
📦 2



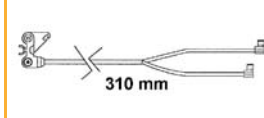
**UAI110** ↔ 400mm  
📦 2



**UAI125** ↔ 285mm  
📦 2



**UAI160** ↔ 310mm  
📦 2



**UAI173** ↔ 1285mm  
📦 2



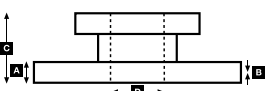
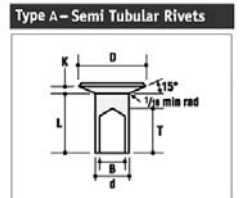
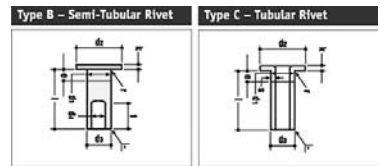
**UAI207** ↔ 1310mm  
📦 2



BCR132A	BCR173A	BCR254A	FCR251A						
430	436	432	430						
50.0	45.0	45.0	50.0						
46.0	37.0	37.0	46.0						
102	138.5	139	102						
170	210	210	170						
12xM16	12xM16	12xM16x2	12						
35.0	37.7	37.7	34.6						
			✓						



Rivet Ref	Head Size	Shank Ø x Shank Length	Drawing type	Head Shape	T = tubular S = semi-tubular	Material	Material Description
<b>93058</b>	15.5	08x15	Type C	Flat	T (stepped)	STEEL	1 x FM RIVETS BAG INCLUDES 100 PCS
<b>93060</b>	15.5	08x20	Type C	Flat	T (stepped)	STEEL	1 x FM RIVETS BAG INCLUDES 100 PCS







# WVA



!



## ...IVECO

## Eurotrakker Cursor

MP 190 E 30 H, MP 190 E 30 W, MP 190 E 34 H, MP 190 E 34 W, MP 190 E 37 H, MP 190 E 37 W, MP 190 E 42 H, MP 190 E 42 W, MP 260 E 30 H, MP 260 E 34 H, MP 260 E 34 W, MP 260 E 37 H, MP 260 E 37 W, MP 260 E 42 H, MP 260 E 42 W, MP 340 E 34 H, MP 340 E 37 H, MP 340 E 42 H, MP 380 E 34 H, MP 380 E 37 H, MP 380 E 37 W, MP 380 E 42 H, MP 380 E 42 H, MP 380 E 42 W, MP 400 E 34 HT, MP 400 E 37 HT, MP 400 E 37 WT, MP 400 E 42 HT, MP 400 E 42 WT, MP 410 E 37 H, MP 410 E 42 H, MP 410 E 42 W, MP 440 E 34 HT, MP 440 E 37 HT, MP 440 E 42 HT, MP 720 E 37 HT, MP 720 E 37 WT, MP 720 E 42 HT, MP 720 E 42 WT, MP 720 E 47 HT	06/03→	F	<b>19 109 21,70 00 6</b>	4	19 109		410	1955	180	21,7		93058	UAI207	
		R	<b>19 109 21,70 00 6</b>	4	19 110		410	1955	180	21,7		93058	UAI207	

## Eurotrakker/Eurotrakker Cursor

MP190, MP190E30 H, MP190E30 W, MP190E31 H Cursor, MP190E31 W Cursor, MP190E34 H, MP190E34 W, MP190E35 H Cursor, MP190E35 W Cursor, MP190E37 H, MP190E37 W, MP190E38 W, MP190E42 H, MP190E42 W, MP190E44 W Cursor, MP 221-345kW	09/99→	F	<b>29 196 30,00 40 4</b>	4	29 196	FCV1914FE	436	248	108	30	→03/02		UAI125+UAI173	<b>BCR173A</b>
		R	<b>29 196 30,00 40 4</b>	4	29 196	FCV1914FE	436	248	108	30	incl. accessory kit, →03/02		UAI125+UAI173	<b>BCR173A</b>
		F	<b>29 253 30,00 41 4</b>	4	29 253	FCV4296PTS	432	248	108	30	04/02→		UAI160+UAI173	<b>BCR254A</b>
		R	<b>29 253 30,00 41 4</b>	4	29 253	FCV4296PTS	432	248	108	30	04/02→		UAI160+UAI173	<b>BCR254A</b>

## Loadstar

175.17, 24	1987→1992	F	<b>19 384 18,15 60 5</b>	6	19 384	CW/4/1	381	188	178	▶18,15		93684		
		R	<b>19 384 18,15 60 5</b>	2	19 385	CW/4/2	381	188	178	▶18,15		93684		

## Maggie

300.25, 30 300.32, 32 mixer 300.34, 34 mixer	1987→	F1	<b>19 384 18,15 60 5</b>	6	19 384	CW/4/1	381	188	178	▶18,15		93684		
		F2	<b>19 384 18,15 60 5</b>	2	19 385	CW/4/2	381	188	178	▶18,15		93684		
		R1	<b>19 384 18,15 60 5</b>	6	19 384	CW/4/1	381	188	178	▶18,15		93684		
		R2	<b>19 384 18,15 60 5</b>	2	19 385	CW/4/2	381	188	178	▶18,15		93684		

## MK-Series

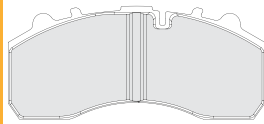
80.13 80.16 90.13	01/83→12/91	F	<b>17 827 12,50 60 3*</b>	2	17 827	SA/28/1	325	251	120	12,5	*use/verwenden J1227928			
		R	<b>19 620 12,50 60 3</b>	2	17 828	SA/29/1	325	210	120	12,5				
110.13 110.16 110-130.13 130.16	01/83→12/91	F	<b>17 804 12,70 60 4*</b>	4	17 804	DO/80/1	394	354	127	12,7	*use/verwenden J1287928			
		R	<b>19 622 12,70 60 4</b>	4	19 622	LH/82/2	394	354	152	12,7				

## M-Series

115.14/17 Turbo 135.14/17 145.17	1983→12/91	F	<b>19 225 14,00 60 4</b>	4	19 225	FI/124/2	360	318	170	14,0		93059		
		R	<b>19 225 14,00 60 4</b>	4	19 225	FI/124/2	360	318	170	14,0		93059		
120 F 13, F 13 P 120 F 14, F 14 R, F 14 T 120 NC & 140 NC 140 F 14, F 20, F 20 R-T 150 F 14, 150 F 17 150 NC 17, NC 20 150 NR 20, NT 20 168.14	1979→1990	F	<b>17 885 12,50 00 8</b>	8	17 885	FI/113/1	420	211	135	12,5		93060		
		R	<b>17 885 12,50 00 8</b>	8	17 885	FI/113/1	420	211	135	12,5		93060		
120 PC 17 (4x2, 4x4)		R	<b>19 622 12,70 60 4</b>	4	19 622	LH/82/2	394	354	152	12,7				



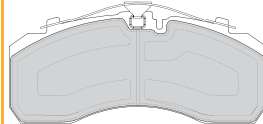
**29 196 30,00 40 4**  
4550 KNR SB7600



**29 196 30,00 41 4**  
4550 KNR SB7600



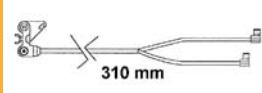
**29 253 30,00 41 4**  
4550 KNR SB/SN7



**UAI125** ↔ 285mm  
📦 2



**UAI160** ↔ 310mm  
📦 2



**UAI173** ↔ 1285mm  
📦 2



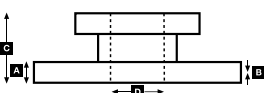
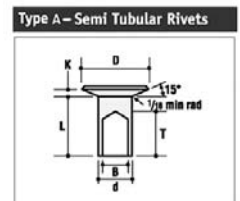
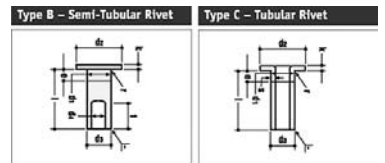
**UAI207** ↔ 1310mm  
📦 2



				<b>A</b>	<b>B</b>	<b>C</b>	<b>D</b>		<b>Kg</b>	
<b>BCR173A</b>		436	45.0	37.0	138.5	210	12xM16	37.7		
<b>BCR254A</b>		432	45.0	37.0	139	210	12xM16x2	37.7		



Rivet Ref	Head Size	Shank Ø x Shank Length	Drawing type	Head Shape	T = tubular S = semi-tubular	Material	Material Description
<b>93058</b>	15.5	08x15	Type C	Flat	T (stepped)	STEEL	1 x FM RIVETS BAG INCLUDES 100 PCS
<b>93059</b>	15.5	08x18	Type C	Flat	T (stepped)	STEEL	1 x FM RIVETS BAG INCLUDES 100 PCS
<b>93060</b>	15.5	08x20	Type C	Flat	T (stepped)	STEEL	1 x FM RIVETS BAG INCLUDES 100 PCS
<b>93684</b>	12	L9	Type A	Conical	S	STEEL	1 x FM RIVETS BAG INCLUDES 100 PCS





# WVA



!

**...IVECO****...M-Series**

110-130 NC, NR, NT	1973→	F	<b>17 481 12,00 60 4</b>	4	17 481	FI/86/1	420	421	125	12,0	Eaton axle	93058		
		R	<b>19 072 12,70 60 4</b>	4	19 072	GG/83/1	394	360	152	12,7		93684		
130 NT/14 & NT/20	1978→	F	<b>17 481 12,00 60 4</b>	4	17 481	FI/86/1	420	421	125	12,0		93058		
		R	<b>19 072 12,70 60 4</b>	4	19 072	GG/83/1	394	360	152	12,7	Eaton axle	93684		
135.14 (4x2) 150.16 AN Turbo, ANW Turbo	1984→	F	<b>19 384 18,15 60 5</b>	6	19 384	CW/4/1	381	188	178	▶18,15		93684		
	1987→	R	<b>19 384 18,15 60 5</b>	2	19 385	CW/4/2	381	188	178	▶18,15		93684		
159.17 (4x2) 159.2 159.20 R, 159.20 T 165.24 175.17 (4x2) 175.24 (4x2)	1984→1990 1980→1990	R	<b>19 384 18,15 60 5</b>	6	19 384	CW/4/1	381	188	178	▶18,15		93684		
	1987→1992	R	<b>19 384 18,15 60 5</b>	2	19 385	CW/4/2	381	188	178	▶18,15		93684		

**Old Models Fiat OM**

160 NC - 697		F	<b>17 482 12,00 60 4</b>	4	17 482	FI/94/1	420	397	125	12,0		93058		
180NC		F	<b>15 207 08,00 60 4*</b>	4	15 207	FI/79/2	420	406	90	8,0	* use/verwenden K15207.0-F3656	93059		
Brake 325x100 Range 60/75NC			<b>17 408 08,00 60 3*</b>	2	17 793	FI/102/1	325	296	100	8,0	* use/verwenden K17408.0-F3653	93048		
Brake 325x80 Range 40/55NC			<b>15 732 07,00 60 3</b>	2	15 733	FI/100/1	325	256	80	7,0		93048		
			<b>15 732 07,00 60 3</b>	2	15 732	FI/101/1	325	298	80	7,0		93048		
Brake 420x125			<b>17 482 12,00 60 4</b>	4	17 482	FI/94/1	420	397	125	12,0		93058		
Brake 420x180			<b>15 494 12,00 60 4</b>	4	15 494	FI/95/1	420	397	90	12,0	Wheel set	93060		
Brake 420x90			<b>15 207 08,00 60 4*</b>	4	15 207	FI/79/2	420	406	90	8,0	* use/verwenden K15207.0-F3656	93059		
Range 160/180NC - 697		R	<b>15 494 12,00 60 4</b>	4	15 494	FI/95/1	420	397	90	12,0	Wheel set	93060		

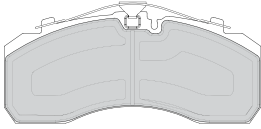
**Stralis**

AS 260S40/PS, AS 260S43/PS, AS 260S48/PS, AS 260S54/PS, AS 440S40 T/P, AS 440S40 TX/P, AS 440S43 T/P, AS 440S43 TX/P, AS 440S48 T/P, AS 440S48 TX/P, AS 440S54 T/P 294-397kW	04/02→	F	<b>29 253 30,00 41 4</b>	4	29 253	FCV4296PTS	432	248	108	30	Ch.4334465→ (2007→), W.I. not required w.i. cable extension	UA1160→06 UA1173→06	<b>BCR254A</b>
		R	<b>29 253 30,00 41 4</b>	4	29 253	FCV4296PTS	432	248	108	30	Ch.4334465→ (2007→), W.I. not required w.i. cable extension ABS	UA1160→06 UA1173→06	<b>BCR254A</b> <b>BCR318A</b>

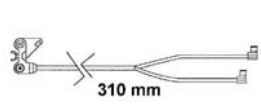
**T / P / PA-Series**

160 NC, NT	1978→1991	F	<b>17 482 12,00 60 4</b>	4	17 482	FI/94/1	420	397	125	12,0		93058		
170 F 26, T 26, F 35, F 35 T 170 F 30 Turbo 190 F 26, FT 26, F 35, F 35 T for pneum. wheel suspension	1981→1991 →1991 1979→1991	F	<b>19 384 18,15 60 5</b>	6	19 384	CW/4/1	381	188	178	▶18,15		93684		
		R	<b>19 384 18,15 60 5</b>	2	19 385	CW/4/2	381	188	178	▶18,15		93684		
190 F 30, F 30 T 190 F 35, F 35 T	→1991	F	<b>17 869 12,50 60 8</b>	8	17 869	FI/105/1	420	197	140	12,5		93060		
		R	<b>19 694 12,50 60 8</b>	8	19 694	FI/106/1	420	197	180	12,5		93060		
190 PAC 20 & 26 190 PAT 26 190 PC 26 (4x2), PT 26 (4x2) 190 PC 26 (4x4) 190 PC 35, PT 35 (4x2) 190.25 (4x2) 190.29 Turbo (4x2) 190.30 Turbo (6x2, 6x4) 190.30 Turbo, T Turbo 224kW/304PS 190.32 (4x2) 190.33 T TurboStar 243kW/330PS 190.36 TurboStar 190.38 Turbo, T Turbo 280kW/381PS 190.42 T TurboStar 309kW/420PS 190.44 T, TurboStar 324kW/440PS 190.48 TurboStar 220 F 35 T (6x2, 6x4) 259kW/352PS 220.30 Turbo (6x2, 6x4) 220.32 (6x2) 220.36 (6x2) 220.38 P (6x2x4)	1978→1991 →1991	F	<b>19 384 18,15 60 5</b>	6	19 384	CW/4/1	381	188	178	▶18,15		93684		
		R1	<b>19 384 18,15 60 5</b>	6	19 384	CW/4/1	381	188	178	▶18,15		93684		
190.32 (4x2) 190.33 T TurboStar 243kW/330PS 190.36 TurboStar 190.38 Turbo, T Turbo 280kW/381PS 190.42 T TurboStar 309kW/420PS 190.44 T, TurboStar 324kW/440PS 190.48 TurboStar 220 F 35 T (6x2, 6x4) 259kW/352PS 220.30 Turbo (6x2, 6x4) 220.32 (6x2) 220.36 (6x2) 220.38 P (6x2x4)	1987→1991 1982→1991 1982→1992  1989→1992 1984→1992 1987→1992 1982→1991 1984→1992 1986→1992 1989→1992 1979→1991 1982→1991 1989→1992 1987→1992 1982→1991	R2	<b>19 384 18,15 60 5</b>	6	19 384	CW/4/1	381	188	178	▶18,15		93684		
		R2	<b>19 384 18,15 60 5</b>	2	19 385	CW/4/2	381	188	178	▶18,15		93684		

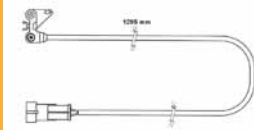
**29 253 30,00 41 4**  
4550 KNR SB/SN7



**UAI160** ↔ 310mm  
2



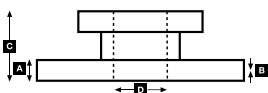
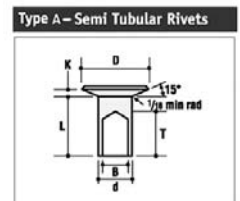
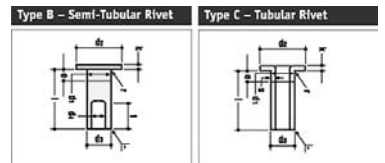
**UAI173** ↔ 1285mm  
2



				<b>A</b>	<b>B</b>	<b>C</b>	<b>D</b>		<b>Kg</b>		<b>ABS</b>	
<b>BCR254A</b>				432	45.0	37.0	139	210	12xM16x2	37.7		
<b>BCR318A</b>				432	45.0	37.0	154	210	12	38.0		✓



Rivet Ref	Head Size	Shank Ø x Shank Length	Drawing type	Head Shape	T = tubular S = semi-tubular	Material	Material Description
<b>93048</b>	11.5	06x12	Type C	Flat	T	STEEL	1 x FM RIVETS BAG INCLUDES 100 PCS
<b>93058</b>	15.5	08x15	Type C	Flat	T (stepped)	STEEL	1 x FM RIVETS BAG INCLUDES 100 PCS
<b>93059</b>	15.5	08x18	Type C	Flat	T (stepped)	STEEL	1 x FM RIVETS BAG INCLUDES 100 PCS
<b>93060</b>	15.5	08x20	Type C	Flat	T (stepped)	STEEL	1 x FM RIVETS BAG INCLUDES 100 PCS
<b>93684</b>	12	L9	Type A	Conical	S	STEEL	1 x FM RIVETS BAG INCLUDES 100 PCS





# WVA



!

**...IVECO****...T / P / PA-Series**

220.38 T Turbo	1986→1991																					
240 F 26 191kW /260PS	1978→1991																					
240 F 35 259kW /352PS																						
240.30/38 Turbo	→1991																					
240.38 P (6x2)	1982→1992																					
260 F 26 191kW /260PS	1978→1991																					
260 F 35 259kW /352PS																						
260 PAC 26																						
260 PC 26 (6x6)	→1991																					
260 PC 26, PT 26 (6x4)																						
260 PC 35 (6x6)																						
260 PC 35, PT 35 (6x4) 259kW/352PS	1979→1991																					
260.25 AN (6x4)	→1991																					
260.48	1987→1992																					
330 F 26	→1991																					
330 F 35 P, PT (6x4) 259kW/352PS	1979→1991																					
330 PC 26, 35 (6x4)	→1991																					
330 PT 35 (6x4), PC 35 (6x6)																						
300.23 (8x4)	1984→	F1	<b>19 384 18,15 60 5</b>	6	19 384	CW/4/1	381	188	178	▶18,15											93684	
300.25 (8x4)	1986→			2	19 385	CW/4/2	381	188	178	▶18,15												93684
300.30 (8x4)	1987→	F2	<b>19 384 18,15 60 5</b>	6	19 384	CW/4/1	381	188	178	▶18,15												93684
300.32 (8x4)	1989→			2	19 385	CW/4/2	381	188	178	▶18,15												93684
300.34 (8x4)		R1	<b>19 384 18,15 60 5</b>	6	19 384	CW/4/1	381	188	178	▶18,15												93684
				2	19 385	CW/4/2	381	188	178	▶18,15												93684
		R2	<b>19 384 18,15 60 5</b>	6	19 384	CW/4/1	381	188	178	▶18,15												93684
				2	19 385	CW/4/2	381	188	178	▶18,15												93684

**Z-Series**

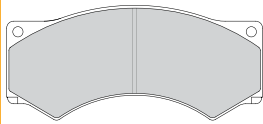
65-12, 79-10, 79-12, 79-13, 79-14 85-101kW	1987→1990	F	<b>29 024 23,00 41 3*</b>	4	29 024	FCV503	315	191	89	23	* use/verwenden FCV503			UA1106/UA1113	<b>BCR108A</b>
			<b>29 067 22,00 40 4</b>	4	29 067	FCV733	322	176	79	22	Opt				<b>BCR107A</b>
79-12, 79-14 99kW	1983→1987	F	<b>29 017 23,00 40 4</b>	4	29 017	FCV376	315	191	89	23					<b>BCR108A</b>
79-14 99kW	02/92→10/92	F	<b>29 029 23,00 41 3*</b>	4	29 029	FCV952	315	191	87	23	use/verwenden FCV952				<b>BCR108A</b>
95-14, 109-14 101kW	1988→1990	F	<b>29 067 22,00 40 4</b>	4	29 067	FCV733	322	176	79	22				UA1106/UA1113	<b>BCR107A</b>

**Z-Series**

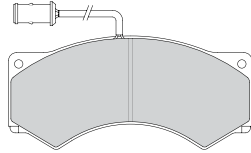
50-10	02/82→1990	F	<b>17 924 12,50 60 3</b>	2	17 924	FI/120/1	325	249	100	12,5					93048
50-8				2	17 925	FI/121/1	325	288	100	12,5					93048
50-9		R	<b>17 924 12,50 60 3</b>	2	17 924	FI/120/1	325	249	100	12,5					93048
55-10				2	17 925	FI/121/1	325	288	100	12,5					93048
55-8															
55-9															
60-10															
65-10															
70-10															
75-10															
79-10	1983→1987														
65-12, 79-10, 79-12, 79-13, 79-14 85-101kW	1987→1990	R	<b>17 635 12,00 60 3</b>	2	17 635	SY/20/2	325	249	120	12,0					93048
				2	17 636	SY/26/1	325	288	120	12,0					93048
79.13	1987→1990	R	<b>17 635 12,00 60 3</b>	2	17 635	SY/20/2	325	249	120	12,0					93048
79.14				2	17 636	SY/26/1	325	288	120	12,0					93048
79.14 102kW /138PS	1983→1987	R	<b>17 635 12,00 60 3</b>	2	17 635	SY/20/2	325	249	120	12,0					93048
				2	17 636	SY/26/1	325	288	120	12,0					93048
100.13	1981→1990	F	<b>17 804 12,70 60 4*</b>	4	17 804	DO/80/1	394	354	127	12,7	* use/verwenden J1287/928				
		R	<b>19 622 12,70 60 4</b>	4	19 622	LH/82/2	394	354	152	12,7					
109.14 102kW /138PS	1983→1988	F	<b>19 821 12,00 60 3</b>	2	19 822	SY/33/1	325	249	160	12,0					93049
				2	19 821	SY/34/1	325	288	160	12,0					93049
		R	<b>19 821 12,00 60 3</b>	2	19 822	SY/33/1	325	249	160	12,0					93049
				2	19 821	SY/34/1	325	288	160	12,0					93049



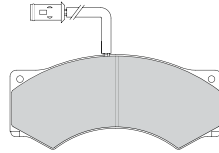
**29 017 23,00 40 4**  
3422 WAB 456 F-Ö



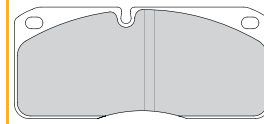
**29 024 23,00 41 3\***  
1721 WAB 456 F-Ö



**29 029 23,00 41 3\***  
1721 WAB 456 F-Ö



**29 067 22,00 40 4**  
3475 MER 2x68



**UAI106** ↔ 495mm  
2



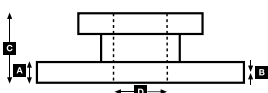
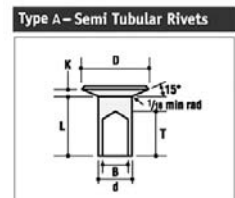
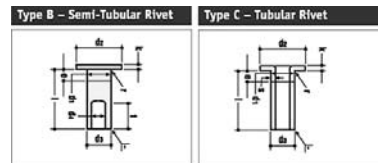
**UAI113** ↔ 495mm  
2



				<b>A</b>	<b>B</b>	<b>C</b>	<b>D</b>		<b>Kg</b>	
<b>BCR107A</b>			322	30.0	27.8	129	220	8x20,15 2xM10	19.4	✓
<b>BCR108A</b>			315	26.0	23.0	118.5	160	6x18,05 2xM10	13.7	✓



Rivet Ref	Head Size	Shank Ø x Shank Length	Drawing type	Head Shape	T = tubular S = semi-tubular	Material	Material Description
<b>93048</b>	11.5	06x12	Type C	Flat	T	STEEL	1 x FM RIVETS BAG INCLUDES 100 PCS
<b>93049</b>	11.5	06x15	Type C	Flat	T	STEEL	1 x FM RIVETS BAG INCLUDES 100 PCS
<b>93684</b>	12	L9	Type A	Conical	S	STEEL	1 x FM RIVETS BAG INCLUDES 100 PCS





# WVA



!



## JELCZ

422, 423, 424, 425, 442, 622, 623

	1991→	F	<b>19 245 15,00 60 8</b>	8	19 245	SY/23/1	420	186	160	15,0		93067		
		R	<b>19 245 15,00 60 8</b>	8	19 245	SY/23/1	420	186	160	15,0		93067		
<b>424</b>														
All	1993→	F	<b>19 245 15,00 60 8</b>	8	19 245	SY/23/1	420	186	160	15,0		93067		
		R	<b>19 245 15,00 60 8</b>	8	19 245	SY/23/1	420	186	160	15,0		93067		
<b>425</b>														
All	1995→	F	<b>19 245 15,00 60 8</b>	8	19 245	SY/23/1	420	186	160	15,0		93067		
		R	<b>19 245 15,00 60 8</b>	8	19 245	SY/23/1	420	186	160	15,0		93067		
<b>442</b>														
All	1994→	F	<b>19 245 15,00 60 8</b>	8	19 245	SY/23/1	420	186	160	15,0		93067		
		R	<b>19 245 15,00 60 8</b>	8	19 245	SY/23/1	420	186	160	15,0		93067		
<b>622</b>														
All	1994→	F	<b>19 245 15,00 60 8</b>	8	19 245	SY/23/1	420	186	160	15,0		93067		
	1995→	R	<b>19 245 15,00 60 8</b>	8	19 245	SY/23/1	420	186	160	15,0		93067		
<b>623</b>														
All	1993→	F	<b>19 245 15,00 60 8</b>	8	19 245	SY/23/1	420	186	160	15,0		93067		
		R	<b>19 245 15,00 60 8</b>	8	19 245	SY/23/1	420	186	160	15,0		93067		

## LIAZ

All

400	01/98→12/01	F	<b>29 253 30,00 41 4</b>	4	29 253	FCV4296PTS	430	248	108	30				<b>FCR198A</b>
<b>200, 300</b>	1994→1997	R	<b>19 554 20,40 60 5</b>	6	19 553	RW/29/1	410	180	200	▶20,4	Opt.	93058		
				2	19 554	RW/29/2	410	180	200	▶20,4		93058		
		R	<b>19 554 20,40 60 5</b>	6	19 553	RW/29/1	410	180	200	▶20,4	Opt.	93058		
				2	19 554	RW/29/2	410	180	200	▶20,4		93058		

## MAN

14 to-Series:

14.192 141kW /192PS	1977→1988	F	<b>17 682 17,00 60 8</b>	8	17 682	MP/29/1	410	175	123	▶17,0		93059		
		R	<b>19 495 17,00 00 8</b>	8	19 495	MP/32/2	410	177	183	▶17,0		93059	UAI205	
14.220 162kW /220PS	02/82→1989	F	<b>17 238 17,00 00 8</b>	8	17 238	MP/30/2	410	175	143	▶17,0		93058	UAI202	
14.240 177kW /240PS	04/78→1990	R	<b>19 495 17,00 00 8</b>	8	19 495	MP/32/2	410	177	183	▶17,0		93059	UAI205	
		R	<b>19 496 17,00 00 8</b>	8	19 496	MP/36/2	410	177	223	▶17,0	Opt.	93059	UAI205	

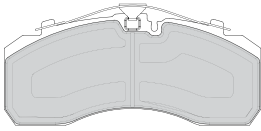
15 to-Series:

15.168 124kW /168PS	1983→1989	F	<b>17 238 17,00 00 8</b>	8	17 238	MP/30/2	410	175	143	▶17,0		93058	UAI202	
		R	<b>19 495 17,00 00 8</b>	8	19 495	MP/32/2	410	177	183	▶17,0		93059	UAI205	
15.220 162kW /220PS	02/82→1989	F	<b>19 713 17,00 00 8</b>	8	19 713	MP/31/3	410	175	163	▶17,0		93059	UAI205	
15.240 177kW /240PS		R	<b>19 495 17,00 00 8</b>	8	19 495	MP/32/2	410	177	183	▶17,0		93059	UAI205	
		R	<b>19 496 17,00 00 8</b>	8	19 496	MP/36/2	410	177	223	▶17,0	Opt.	93059	UAI205	

16 to-Series:

16.240 177kW /240PS	01/82→1989	F	<b>19 713 17,00 00 8</b>	8	19 713	MP/31/3	410	175	163	▶17,0		93059	UAI205	
16.280 206kW /280PS	02/79→1989	R	<b>19 495 17,00 00 8</b>	8	19 495	MP/32/2	410	177	183	▶17,0		93059	UAI205	
16.291 214kW /291PS		R	<b>19 496 17,00 00 8</b>	8	19 496	MP/36/2	410	177	223	▶17,0	Opt.	93059	UAI205	
16.360	08/86→1989													
16.331 244kW /331PS	05/81→1988	F	<b>19 713 17,00 00 8</b>	8	19 713	MP/31/3	410	175	163	▶17,0		93059	UAI205	
		R	<b>19 496 17,00 00 8</b>	8	19 496	MP/36/2	410	177	223	▶17,0		93059	UAI205	
16.332 244kW /332PS	08/86→1989	F	<b>19 495 17,00 00 8</b>	8	19 495	MP/32/2	410	177	183	▶17,0		93059	UAI205	
16.362 266kW /362PS		R	<b>19 496 17,00 00 8</b>	8	19 496	MP/36/2	410	177	223	▶17,0		93059	UAI205	

**29 253 30,00 41 4**  
4550 KNR SB/SN7



**UAI202** ↔ 195mm  
4



**UAI205** ↔ 205mm  
2



**FCR198A**



430

45.0

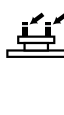
37.0

132

203

10xM14

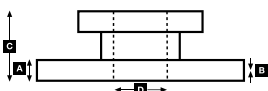
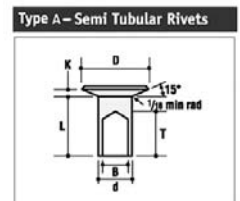
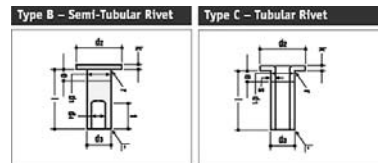
**Kg**



34.2



Rivet Ref	Head Size	Shank Ø x Shank Length	Drawing type	Head Shape	T = tubular S = semi-tubular	Material	Material Description
<b>93058</b>	15.5	08x15	Type C	Flat	T (stepped)	STEEL	1 x FM RIVETS BAG INCLUDES 100 PCS
<b>93059</b>	15.5	08x18	Type C	Flat	T (stepped)	STEEL	1 x FM RIVETS BAG INCLUDES 100 PCS
<b>93067</b>	18	10x18	Type C	Flat	T	STEEL	1 x FM RIVETS BAG INCLUDES 100 PCS





# WVA



!

**...MAN****17 to-Series:**

17.136 100kW /136PS	04/84→1989	F	<b>19 713 17,00 00 8</b>	8	19 713	MP/31/3	410	175	163	▶17,0		93059	UAI205	
17.170 125kW /170PS	02/84→1989	R	<b>19 495 17,00 00 8</b>	8	19 495	MP/32/2	410	177	183	▶17,0		93059	UAI205	
17.192 141kW /192PS			<b>19 496 17,00 00 8</b>	8	19 496	MP/36/2	410	177	223	▶17,0	Opt.	93059	UAI205	
17.232 161kW /230PS	08/87→1989													
17.240 177kW /240PS	08/79→1988													
17.152 112kW /152PS	08/87→1989	F	<b>19 713 17,00 00 8</b>	8	19 713	MP/31/3	410	175	163	▶17,0		93059	UAI205	
17.182 134kW /182PS		R	<b>19 496 17,00 00 8</b>	8	19 496	MP/36/2	410	177	223	▶17,0		93059	UAI205	
17.222 163kW /222PS														
17.220 162kW /220PS	06/81→1990	F	<b>19 713 17,00 00 8</b>	8	19 713	MP/31/3	410	175	163	▶17,0		93059	UAI205	
		R	<b>19 495 17,00 00 8</b>	8	19 495	MP/32/2	410	177	183	▶17,0		93059	UAI205	
			<b>19 496 17,00 00 8</b>	8	19 496	MP/36/2	410	177	223	▶17,0	Opt.	93059	UAI205	

**19 to-Series:**

19.240 177kW /240PS	01/79→1990	F	<b>19 713 17,00 00 8</b>	8	19 713	MP/31/3	410	175	163	▶17,0		93059	UAI205	
19.281 207kW /281PS		R	<b>19 496 17,00 00 8</b>	8	19 496	MP/36/2	410	177	223	▶17,0		93059	UAI205	
19.291 214kW /291PS														
19.321 236kW /321PS														
19.331 244kW /331PS														
19.361 266kW /361PS														

**20/22 to-Series:**

20.24		F	<b>19 713 17,00 00 8</b>	8	19 713	MP/31/3	410	175	163	▶17,0		93059	UAI205	
20.280 206kW /280PS	05/78→1990	R	<b>19 495 17,00 00 8</b>	8	19 495	MP/32/2	410	177	183	▶17,0		93059	UAI205	
22.331 244kW /331PS			<b>19 496 17,00 00 8</b>	8	19 496	MP/36/2	410	177	223	▶17,0	Opt.	93059	UAI205	

**24 to-Series:**

24.192 141kW /192PS	02/80→1990	F1	<b>19 713 17,00 00 8</b>	8	19 713	MP/31/3	410	175	163	▶17,0		93059	UAI205	
24.240 177kW /240PS		F2	<b>19 713 17,00 00 8</b>	8	19 713	MP/31/3	410	175	163	▶17,0		93059	UAI205	
24.291 214kW /291PS		R	<b>19 495 17,00 00 8</b>	8	19 495	MP/32/2	410	177	183	▶17,0		93059	UAI205	
24.331 244kW /331PS			<b>19 496 17,00 00 8</b>	8	19 496	MP/36/2	410	177	223	▶17,0	Opt.	93059	UAI205	
24.361 266kW /362PS														
24.220 162kW /220PS	01/80→1988	F	<b>19 713 17,00 00 8</b>	8	19 713	MP/31/3	410	175	163	▶17,0		93059	UAI205	
24.240 177kW /240PS		R	<b>19 495 17,00 00 8</b>	8	19 495	MP/32/2	410	177	183	▶17,0		93059	UAI205	
24.291 214kW /291PS			<b>19 496 17,00 00 8</b>	8	19 496	MP/36/2	410	177	223	▶17,0	Opt.	93059	UAI205	
24.331 244kW /331PS			<b>19 713 17,00 00 8</b>	8	19 713	MP/31/3	410	175	163	▶17,0	Trailing axle	93059	UAI205	
24.361 266kW /361PS														

**26 to-Series:**

26.240 177kW /240PS	08/79→1988	F	<b>19 713 17,00 00 8</b>	8	19 713	MP/31/3	410	175	163	▶17,0		93059	UAI205	
26.281 207kW /280PS		R	<b>19 713 17,00 00 8</b>	8	19 713	MP/31/3	410	175	163	▶17,0		93059	UAI205	
26.291 214kW /290PS														
26.321 235kW /320PS														
26.331 244kW /330PS														
26.361 266kW /360PS														

**30 to-Series:**

30.291 214kW /291PS	02/84→1986	F	<b>19 713 17,00 00 8</b>	8	19 713	MP/31/3	410	175	163	▶17,0		93059	UAI205	
30.331 244kW /331PS		R	<b>19 495 17,00 00 8</b>	8	19 495	MP/32/2	410	177	183	▶17,0		93059	UAI205	
		R	<b>19 496 17,00 00 8</b>	8	19 496	MP/36/2	410	177	223	▶17,0	Opt.	93059	UAI205	

**32/33 to-Series:**

32.240 177kW /240PS	08/79→1988	F	<b>19 713 17,00 00 8</b>	8	19 713	MP/31/3	410	175	163	▶17,0		93059	UAI205	
32.281 207kW /280PS		R1	<b>19 495 17,00 00 8</b>	8	19 495	MP/32/2	410	177	183	▶17,0		93059	UAI205	
32.291 214kW /290PS			<b>19 496 17,00 00 8</b>	8	19 496	MP/36/2	410	177	223	▶17,0	Opt.	93059	UAI205	
32.321 236kW /320PS		R2	<b>19 495 17,00 00 8</b>	8	19 495	MP/32/2	410	177	183	▶17,0		93059	UAI205	
32.331 244kW /330PS			<b>19 496 17,00 00 8</b>	8	19 496	MP/36/2	410	177	223	▶17,0	Opt.	93059	UAI205	
32.361 266kW /360PS														
33.291 214kW /291PS	03/82→1988													
33.320 DF, DA 236kW /320PS	1977→1988													
33.331 244kW /330PS	03/82→1988													

**38 to-Series:**

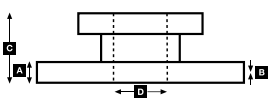
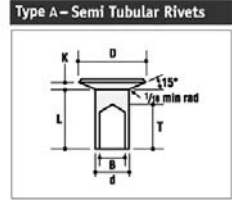
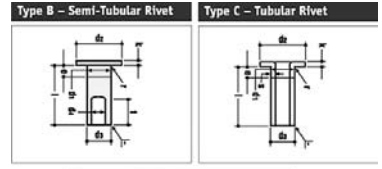
38.320 DFAS, DFAK, DFS, DFK, DF, DA 236kW /320PS	1975→1988	F	<b>19 713 17,00 00 8</b>	8	19 713	MP/31/3	410	175	163	▶17,0		93059	UAI205	
		R	<b>19 495 17,00 00 8</b>	8	19 495	MP/32/2	410	177	183	▶17,0		93059	UAI205	



**UAI205** ↔ 205mm  




Rivet Ref	Head Size	Shank Ø x Shank Length	Drawing type	Head Shape	T = tubular S = semi-tubular	Material	Material Description
<b>93059</b>	15.5	08x18	Type C	Flat	T (stepped)	STEEL	1 x FM RIVETS BAG INCLUDES 100 PCS







# WVA



!



## ...MAN

## 40 to-Series:

40.365 269kW /365PS	→1987	F	<b>19 713 17,00 00 8</b>	8	19 713	MP/31/3	410	175	163	▶17,0		93059	UAI205	
40.400 294kW /400PS	1982→1988	R1	<b>19 496 17,00 00 8</b>	8	19 496	MP/36/2	410	177	223	▶17,0		93059	UAI205	
40.440 324kW /440PS		R2	<b>19 496 17,00 00 8</b>	8	19 496	MP/36/2	410	177	223	▶17,0		93059	UAI205	

## 41 to-Series:

41.361 266kW /361PS	03/82→1987	F	<b>19 713 17,00 00 8</b>	8	19 713	MP/31/3	410	175	163	▶17,0		93059	UAI205	
		R	<b>19 495 17,00 00 8</b>	8	19 495	MP/32/2	410	177	183	▶17,0		93059	UAI205	
			<b>19 496 17,00 00 8</b>	8	19 496	MP/36/2	410	177	223	▶17,0	Opt.	93059	UAI205	

## F2000-Series

19t, 23t, 26t, 27t, 33t, 40t 170-441kW	1994→	F	<b>29 210 28,00 41 4</b>	4	29 210	FCV1578BFE	432	250	118	28	→03/02		UAI161	<b>BCR215A</b>
			<b>29 053 30,00 41 4</b>	4	29 053	FCV1583B	432	250	118	30	over size		UAI161	
			<b>29 156 30,00 41 4</b>	4	29 156	FCV1404BFE	432	250	118	30	04/02→ D-Esa2		UAI164	<b>BCR215A</b>
							432				ABS			<b>BCR161A</b>
							438				19t/23t opt disc			<b>BCR144A</b>

## F2000-Series (19 to):

19.233 FCNG 170kW/231PS	09/96→	R	<b>19 496 17,00 00 8</b>	8	19 496	MP/36/2	410	177	223	▶17,0		93059	UAI205	
19.603 FLS 441kW/600PS														
19.343 FC, FLC, FL, FS, FLS 250kW/340PS	01/94→12/95	R	<b>19 496 17,00 00 8</b>	8	19 496	MP/36/2	410	177	223	▶17,0		93059	UAI205	
19.423 FC, FLC, FL, FS, FLS 309kW/420PS														
19.273 FA, FK, FAK 198kW/269PS	01/94→12/95	F	<b>19 495 17,00 00 8</b>	8	19 495	MP/32/2	410	177	183	▶17,0		93059	UAI205	
19.293 FK, FLK, FAC, FAS, FAK 213kW/290PS	01/94→	R	<b>19 496 17,00 00 8</b>	8	19 496	MP/36/2	410	177	223	▶17,0		93059	UAI205	
19.314 FK, FLK, FAS	06/98→													
19.323 FAC, FAS, FK, FLK, FAK 235kW/320PS	01/94→12/95													
19.343 FAC, FAS, FK, FLK, FAK 250kW/340PS	01/94→													
19.364 FK, FLK, FAS, FAC, FAK	06/98→													
19.373 FAC, FAS, FK, FLK, FAK 272kW/370PS	01/94→12/95													
19.403 FAC, FAS, FK, FLK, FAK 294kW/400PS	01/94→													
19.414 FAC, FAS, FK, FLK, FAK	06/98→													
19.423 FAC, FAS, FK, FLK, FAK 309kW/420PS	01/94→12/95													
19.463 FAC, FAS, FK, FLK, FAK 338kW/460PS	01/94→													
19.464 FAS, FK, FLK, FAK	06/98→													
19.403 FC, FLC, FL, FS, FLS 294kW/400PS	01/94→	R	<b>19 496 17,00 00 8</b>	8	19 496	MP/36/2	410	177	223	▶17,0		93059	UAI205	
19.414 FC, FLC, FL, FS, FLS	06/98→													
19.463 FC, FLC, FL, FS, FLS 338kW/460PS	01/94→													
19.464 FC, FLC, FL, FS, FLS	06/98→													
19.364 FC, FLC, FL, FS, FLS	06/98→	R	<b>19 496 17,00 00 8</b>	8	19 496	MP/36/2	410	177	223	▶17,0		93059	UAI205	

## F2000-Series (23 to):

23.463 FNLLC 338kW /460PS	01/94→	R	<b>19 496 17,00 00 8</b>	8	19 496	MP/36/2	410	177	223	▶17,0		93059	UAI205	
		R	<b>17 238 17,00 00 8</b>	8	17 238	MP/30/2	410	175	143	▶17,0	Auxiliary axle	93058	UAI202	

## F2000-Series (24 to):

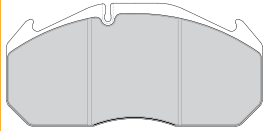
24.273 FNLLC 198kW /269PS	01/94→12/95	F	<b>19 495 17,00 00 8</b>	8	19 495	MP/32/2	410	177	183	▶17,0		93059		
24.293 FNLLC 213kW /290PS	01/94→	R	<b>19 496 17,00 00 8</b>	8	19 496	MP/36/2	410	177	223	▶17,0		93059		
24.323 FNLLC 235kW /320PS	01/94→12/95													
24.343 FNLLC 250kW /340PS	01/94→													
24.423 FNLLC 309kW /420PS	01/94→12/95													
24.463 FNLLC 338kW /460PS	01/94→													
24.403 FNLLC 294kW /400PS	01/94→	F	<b>19 495 17,00 00 8</b>	8	19 495	MP/32/2	410	177	183	▶17,0		93059		
24.403 FNLLC 338kW /460PS		R	<b>19 496 17,00 00 8</b>	8	19 496	MP/36/2	410	177	223	▶17,0		93059		

## F2000-Series (26 to):

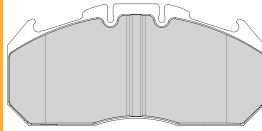
26.233 FVLCNG 170kW/231PS	09/96→	R	<b>19 496 17,00 00 8</b>	8	19 496	MP/36/2	410	177	223	▶17,0		93059	UAI205	
		R	<b>17 238 17,00 00 8</b>	8	17 238	MP/30/2	410	175	143	▶17,0	Auxiliary axle	93058	UAI202	
26.373 DFC, DFLC, DFS, DFLS 272kW/370PS	01/94→12/95	R	<b>19 495 17,00 00 8</b>	8	19 495	MP/32/2	410	177	183	▶17,0		93059	UAI205	
26.423 DFC, DFLC, DFS, DFLS 309kW/420PS														
26.273 DFK, DFLK 198kW/269PS	01/94→12/95	F	<b>19 495 17,00 00 8</b>	8	19 495	MP/32/2	410	177	183	▶17,0		93059	UAI205	
26.293 DFK, DFLK 213kW/290PS	01/94→	R	<b>19 495 17,00 00 8</b>	8	19 495	MP/32/2	410	177	183	▶17,0		93059	UAI205	
26.323 DFK, DFLK 235kW/320PS	01/94→12/95													
26.343 DFK, DFLK 250kW/340PS	01/94→													
26.373 DFK, DFLK 272kW/370PS	01/94→12/95													
26.403 DFK, DFLK 294kW/400PS	01/94→													
26.423 DFK, DFLK 309kW/420PS	01/94→12/95													



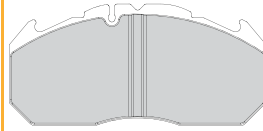
**29 053 30,00 41 4**  
4568 MER D3/D-ELSA 1



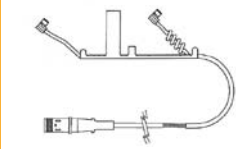
**29 156 30,00 41 4**  
4568 MER D-ELSA 2



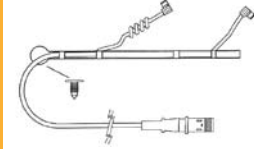
**29 210 28,00 41 4**  
4568 MER D3/D-ELSA 1



**UAI161** ↔ 385mm  
📦 2



**UAI164** ↔ 290mm  
📦 2



**UAI202** ↔ 195mm  
📦 4



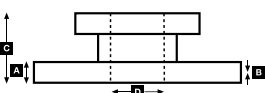
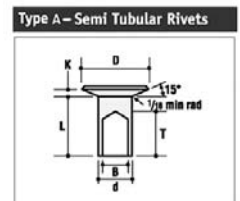
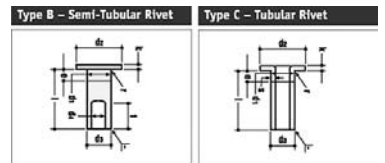
**UAI205** ↔ 205mm  
📦 2



			<b>A</b>	<b>B</b>	<b>C</b>	<b>D</b>		Kg		ABS
<b>BCR144A</b>		438	45.0	35.0	135	200	10xM16	36.0		
<b>BCR161A</b>		432	45.0	37.0	135	208	10xM16	35.0		✓
<b>BCR215A</b>		432	45.0	40.0	135	208	10xM16	37.0		



Rivet Ref	Head Size	Shank Ø x Shank Length	Drawing type	Head Shape	T = tubular S = semi-tubular	Material	Material Description
<b>93058</b>	15.5	08x15	Type C	Flat	T (stepped)	STEEL	1 x FM RIVETS BAG INCLUDES 100 PCS
<b>93059</b>	15.5	08x18	Type C	Flat	T (stepped)	STEEL	1 x FM RIVETS BAG INCLUDES 100 PCS





# WVA



!



## ...MAN

## ...F2000-Series (26 to):

26.463 DFK, DFLK 338kW/460PS 26.603 DFK, DFLK 441kW/600PS	01/94→ 06/96→																		
26.323 FNLC, FNLLC 235kW/320PS 26.323 FNLS, FVLS 235kW/320PS 26.373 FNLC, FNLLC 272kW/370PS 26.373 FNLS, FVLS 272kW/370PS 26.423 FNLC, FNLLC 309kW/420PS 26.423 FNLS, FVLS 309kW/420PS	01/94→12/95	R	<b>19 496 17,00 00 8</b> <b>17 238 17,00 00 8</b>	8	19 496	MP/36/2	410	177	223	▶17,0			93059	UAI205					
				8	17 238	MP/30/2	410	175	143	▶17,0	Auxiliary axle		93058	UAI202					
26.463 DFC, DFLC, DFS, DFLS 338kW/460PS	01/94→	R	<b>19 495 17,00 00 8</b>	8	19 495	MP/32/2	410	177	183	▶17,0			93059	UAI205					
26.343 FNLS, FVLS 250kW/340PS 26.403 FNLC, FNLLC 294kW/400PS 26.403 FNLS, FVLS 294kW/400PS 26.463 FNLC, FNLLC 338kW/460PS 26.463 FNLS, FVLS 338kW/460PS	01/94→	R	<b>19 496 17,00 00 8</b> <b>17 238 17,00 00 8</b>	8	19 496	MP/36/2	410	177	223	▶17,0			93059	UAI205					
				8	17 238	MP/30/2	410	175	143	▶17,0	Auxiliary axle		93058	UAI202					
26.603 DFC, DFLC, DFS, DFLS 441kW/600PS	06/96→	R	<b>19 495 17,00 00 8</b>	8	19 495	MP/32/2	410	177	183	▶17,0			93059	UAI205					

## F2000-Series (27 to):

27.273 DFAC, DFAS, DFAK 198kW/269PS 27.273 DFK	01/94→12/95 01/94→	F R	<b>19 495 17,00 00 8</b> <b>19 495 17,00 00 8</b>	8	19 495	MP/32/2	410	177	183	▶17,0			93059	UAI205					
27.293 DFAC, DFAS, DFAK 213kW/290PS 27.323 DFK, DFAC, DFAS, DFAK 235kW/320PS 27.343 DFK, DFAC, DFAS, DFAK 250kW/340PS 27.373 DFK, DFAK 272kW/370PS 27.403 DFK, DFAC, DFAS, DFAK 294kW/400PS 27.423 DFK, DFAC, DFAS, DFAK 309kW/420PS 27.463 DFK, DFAC, DFAS, DFAK 338kW/460PS	01/94→12/95 01/94→ 01/94→12/95 01/94→ 01/94→ 01/94→12/95 01/94→			8	19 495	MP/32/2	410	177	183	▶17,0									
27.373 DFC, DFS 198kW/269PS 27.373 DFC, DFS 235kW/320PS 27.373 DFC, DFS 272kW/370PS 27.423 DFC, DFS 309kW/420PS	01/94→12/95	R	<b>19 495 17,00 00 8</b>	8	19 495	MP/32/2	410	177	183	▶17,0			93059	UAI205					
27.463 DFC, DFS 213kW/290PS 27.463 DFC, DFS 250kW/340PS 27.463 DFC, DFS 294kW/400PS 27.463 DFC, DFS 338kW/460PS	01/94→	R	<b>19 495 17,00 00 8</b>	8	19 495	MP/32/2	410	177	183	▶17,0			93059	UAI205					
				8	19 495	MP/32/2	410	177	183	▶17,0			93059	UAI205					

## F2000-Series (32 to):

32.293 VFC, VFK 213kW/290PS 32.343 VFC, VFK 250kW/340PS 32.403 VFC, VFK 294kW/400PS 32.463 VFC, VFK 338kW/460PS	08/95→	F R	<b>19 495 17,00 00 8</b> <b>19 495 17,00 00 8</b>	8	19 495	MP/32/2	410	177	183	▶17,0			93059	UAI205					
				8	19 495	MP/32/2	410	177	183	▶17,0			93059	UAI205					

## F2000-Series (33 to):

33.323 DFAC, DFAS, DFAK 235kW/320PS 33.343 DFAC, DFAS, DFAK 250kW/340PS 33.373 DFAC, DFAS, DFAK 272kW/370PS 33.403 DFAC, DFAS, DFAK 294kW/400PS 33.423 DFAC, DFAS, DFAK 309kW/420PS 33.463 DFAC, DFAS, DFAK 338kW/460PS 33.603 DFAC, DFAS 441kW/600PS	01/94→12/95 01/94→ 01/94→12/95 01/94→ 01/94→12/95 01/94→ 06/96→	F R	<b>19 495 17,00 00 8</b> <b>19 495 17,00 00 8</b>	8	19 495	MP/32/2	410	177	183	▶17,0			93059	UAI205					
33.373 DFC, DFS, DFK 272kW/370PS 33.423 DFC, DFS, DFK 309kW/420PS	01/94→12/95	R	<b>19 495 17,00 00 8</b>	8	19 495	MP/32/2	410	177	183	▶17,0			93059	UAI205					
33.343 DFC, DFS, DFK 250kW/340PS 33.403 DFC, DFS, DFK 294kW/400PS 33.463 DFC, DFS, DFK 338kW/460PS	01/94→	R	<b>19 495 17,00 00 8</b>	8	19 495	MP/32/2	410	177	183	▶17,0			93059	UAI205					
33.603 DFC, DFS 441kW/600PS	06/96→	R	<b>19 495 17,00 00 8</b>	8	19 495	MP/32/2	410	177	183	▶17,0			93059	UAI205					

## F2000-Series (35 to):

35.343 VFC, VFK 250kW/340PS 35.403 VFC, VFK 294kW/400PS 35.463 VFC, VFK 338kW/460PS	08/95→	F R	<b>19 495 17,00 00 8</b> <b>19 496 17,00 00 8</b>	8	19 495	MP/32/2	410	177	183	▶17,0			93059	UAI205					
				8	19 496	MP/36/2	410	177	223	▶17,0			93059	UAI205					

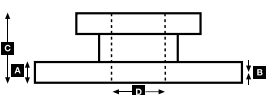
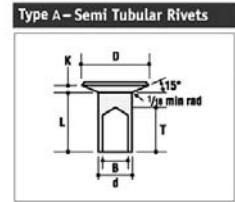
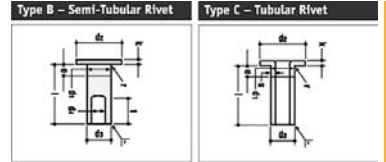


**UAI202** ↔ 195mm  
 4

**UAI205** ↔ 205mm  
 2



Rivet Ref	Head Size	Shank Ø x Shank Length	Drawing type	Head Shape	T = tubular S = semi-tubular	Material	Material Description
<b>93058</b>	15.5	08x15	Type C	Flat	T (stepped)	STEEL	1 x FM RIVETS BAG INCLUDES 100 PCS
<b>93059</b>	15.5	08x18	Type C	Flat	T (stepped)	STEEL	1 x FM RIVETS BAG INCLUDES 100 PCS





# WVA



!



## ...MAN

## F2000-Series (40 to):

40.403 DFAK, DFAS, DFK 294kW/400PS	1994→	F	<b>19 495 17,00 00 8</b>	8	19 495	MP/32/2	410	177	183	▶17,0		93059	UAI205	
40.463 DFAK, DFAS, DFK 338kW/460PS		R	<b>19 495 17,00 00 8</b>	8	19 495	MP/32/2	410	177	183	▶17,0		93059	UAI205	
40.403 DFS 294kW/400PS	1994→	R	<b>19 495 17,00 00 8</b>	8	19 495	MP/32/2	410	177	183	▶17,0		93059	UAI205	
40.403 DFS 338kW/460PS														

## F2000-Series (41 to):

41.343 VFC, VFK 250kW/340PS	08/95→	F	<b>19 495 17,00 00 8</b>	8	19 495	MP/32/2	410	177	183	▶17,0		93059	UAI205	
41.403 VFC, VFK 294kW/400PS		R	<b>19 496 17,00 00 8</b>	8	19 496	MP/36/2	410	177	223	▶17,0		93059	UAI205	
41.463 VFC, VFK 338kW/460PS														

## F2000-Series (48 to):

48.343 VF, VFA 250kW/340PS	1994→	F	<b>19 495 17,00 00 8</b>	8	19 495	MP/32/2	410	177	183	▶17,0		93059	UAI205	
48.403 VF, VFA 294kW/400PS		R	<b>19 496 17,00 00 8</b>	8	19 496	MP/36/2	410	177	223	▶17,0		93059	UAI205	
48.463 VF, VFA 338kW/460PS														

## F90-Series

19t, 24t, 25t	1990→1996	F	<b>29 210 28,00 41 4</b>	4	29 210	FCV1578BFE	432	250	118	28			UAI161	<b>BCR161A</b>
		R	<b>29 053 30,00 41 4</b>	4	29 053	FCV1583B	432	250	118	30	over size		UAI161	<b>BCR161A</b>
26t, 27t, 33t, 48t	01/89→	F	<b>29 210 28,00 41 4</b>	4	29 210	FCV1578BFE	432	250	118	28			UAI161	<b>BCR161A</b>
		R	<b>29 053 30,00 41 4</b>	4	29 053	FCV1583B	432	250	118	30	over size		UAI161	<b>BCR161A</b>

## F90-Series (19 to):

19.242 F, FL, FLL 177kW/241PS	01/88→02/89	F	<b>19 495 17,00 00 8</b>	8	19 495	MP/32/2	410	177	183	▶17,0		93059	UAI205	
19.242 FS, FLS, FK 177kW/241PS		R	<b>19 496 17,00 00 8</b>	8	19 496	MP/36/2	410	177	223	▶17,0		93059	UAI205	
19.262 F, FL, FLL 191kW/260PS	01/88→02/90													
19.262 FS, FLS, FK 191kW/260PS														
19.272 F, FL, FLL 198kW/270PS	02/90→05/95													
19.272 FS, FLS, FK 198kW/270PS														
19.292 F, FL, FLL 213kW/290PS	07/86→02/90													
19.292 FS, FLS, FK 213kW/290PS														
19.322 F, FL, FLL 235kW/320PS	02/90→05/95													
19.322 FS, FLS, FK 235kW/320PS														
19.322 U, ULL 235kW/320PS	02/90→05/94													
19.332 F, FL, FLL 243kW/330PS														
19.332 FS, FLS, FK 243kW/330PS	07/86→02/90													
19.332 U, ULL 243kW/330PS														
19.342 F, FL, FLL 250kW/340PS	05/94→05/95													
19.342 FS, FLS, FK 250kW/340PS														
19.362 F, FK, FL, FLL 265kW/360PS	07/86→02/90													
19.362 FS, FLS, U, ULL 265kW/360PS														
19.372 F, FL, FLL, U, ULL 272kW/370PS	02/90→05/95													
19.402 F, FL, FLL 294kW/400PS														
19.402 FS, FLS, FK 294kW/400PS	05/94→05/95													
19.422 F, FL, FLL 309kW/420PS														
19.422 FS, FLS, FK, U, ULL 309kW/420PS	02/90→05/95													
19.462 F, FL, FS, FK 338kW/460PS														
19.502 FK 368kW/500PS	05/87→02/90													
19.502 F, FL, FLL 368kW/500PS	08/89→													
19.502 FS, FLS, 368kW/500PS														
19.502 F, FL, FLL 368kW/500PS	02/90→06/96	F	<b>19 495 17,00 00 8</b>	8	19 495	MP/32/2	410	177	183	▶17,0	Opt.	93059	UAI205	
19.502 FS, FLS, 368kW/500PS		R	<b>19 496 17,00 00 8</b>	8	19 496	MP/36/2	410	177	223	▶17,0		93059	UAI205	

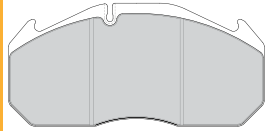
## F90-Series (19 to): 4x4

19.262 FA, FAK, FAS 191kW/260PS	02/89→02/90	F	<b>19 713 17,00 00 8</b>	8	19 713	MP/31/3	410	175	163	▶17,0		93059	UAI205	
19.272 FA, FAK, FAS 198kW/269PS		R	<b>19 496 17,00 00 8</b>	8	19 496	MP/36/2	410	177	223	▶17,0		93059	UAI205	
19.292 FA, FAK, FAS 213kW/290PS	02/90→05/95													
19.322 FA, FAK, FAS 235kW/320PS														
19.332 FA, FAK, FAS 243kW/330PS	05/88→02/90													
19.342 FA, FAK, FAS 250kW/340PS														
19.362 FA, FAK, FAS 265kW/360PS	05/94→06/96													
19.372 FA, FAK, FAS 272kW/370PS														
19.402 FA, FAK, FAS 294kW/400PS	05/88→02/90													
19.422 FA, FAK, FAS 309kW/420PS														
19.462 FA, FAK, FAS 338kW/460PS	02/90→06/96													
19.502 FA, FAK, FAS 368kW/500PS														

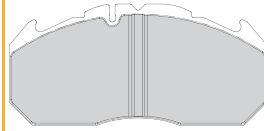




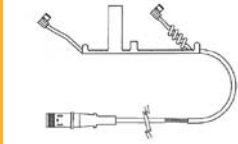
**29 053 30,00 41 4**  
4568 MER D3/D-ELSA 1



**29 210 28,00 41 4**  
4568 MER D3/D-ELSA 1



**UAI161** ↔ 385mm  
2



**UAI205** ↔ 205mm  
2

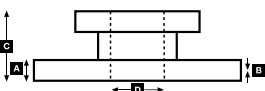
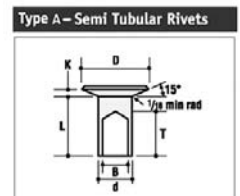
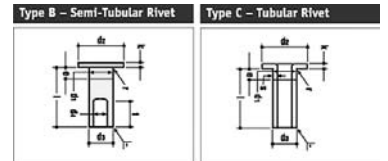


**BCR161A**

			<b>A</b>	<b>B</b>	<b>C</b>	<b>D</b>		<b>Kg</b>		<b>ABS</b>
		432	45.0	37.0	135	208	10xM16	35.0		✓



Rivet Ref	Head Size	Shank Ø x Shank Length	Drawing type	Head Shape	T = tubular S = semi-tubular	Material	Material Description
<b>93059</b>	15.5	08x18	Type C	Flat	T (stepped)	STEEL	1 x FM RIVETS BAG INCLUDES 100 PCS





# WVA



!



## ...MAN

## F90-Series (23 to):

23.272 FNL 198kW /270PS	09/86→1994	F	<b>19 495 17,00 00 8</b>	8	19 495	MP/32/2	410	177	183	▶17,0		93059	UAI205
23.322 FNL 235kW /320PS		R	<b>19 496 17,00 00 8</b>	8	19 496	MP/36/2	410	177	223	▶17,0		93059	UAI205
23.372 FNL 272kW /370PS			<b>17 238 17,00 00 8</b>	8	17 238	MP/30/2	410	175	143	▶17,0	Auxiliary axle	93058	UAI202
23.422 FNL 309kW /420PS													

## F90-Series (24 to):

24.242 DF, DFS, DFK 177kW/241PS	01/88→07/89	F	<b>19 495 17,00 00 8</b>	8	19 495	MP/32/2	410	177	183	▶17,0		93059	UAI205
24.262 DF, DFS, DFLS, DFK 190kW/260PS	01/88→02/90	R	<b>19 496 17,00 00 8</b>	8	19 496	MP/36/2	410	177	223	▶17,0		93059	UAI205
24.272 DF, DFS, DFLS, DFK 198kW/269PS	02/90→12/90												
24.292 DF, DFS, DFLS, DFK 213kW/290PS	04/87→02/90												
24.302 DF, DFS, DFLS, DFK 220kW/299PS	05/90→04/95												
24.322 DF, DFS, DFLS, DFK 235kW/320PS	02/90→12/90												
24.332 DF, DFS, DFLS, DFK 243kW/330PS	04/87→02/90												
24.362 DF, DFS, DFLS, DFK 265kW/360PS													
24.372 DF, DFS, DFLS, DFK 272kW/370PS	02/90→04/95												
24.422 DF, DFS, DFLS, DFK 309kW/420PS	02/90→12/90												
24.462 DF, DFS, DFLS, DFK 338kW/460PS	02/89→02/90												
24.242 FNL, FNLL 177kW/241PS	01/88→02/90	F	<b>19 495 17,00 00 8</b>	8	19 495	MP/32/2	410	177	183	▶17,0		93059	UAI205
24.262 FNL, FNLL 191kW/260PS	01/88→06/96	R	<b>19 496 17,00 00 8</b>	8	19 496	MP/36/2	410	177	223	▶17,0		93059	UAI205
24.272 FNL, FNLL 198kW/269PS	02/90→05/95	R	<b>17 238 17,00 00 8</b>	8	17 238	MP/30/2	410	175	143	▶17,0	Trailing axle	93058	UAI202
24.272 FNLS, FVLS 198kW/269PS													
24.292 FNL, FNLL 213kW/290PS	10/86→02/90												
24.292 FNLS, FVLS 213kW/290PS													
24.302 FNL, FNLL 220kW/299PS	05/90→10/90												
24.322 FNL, FNLL 235kW/320PS	02/90→05/95												
24.322 FNLS, FLS 235kW/320PS													
24.322 UNL, UNLL 235kW/320PS	02/90→12/90												
24.332 FNL, FNLL 243kW/330PS	10/86→02/90												
24.332 FNLS, FVLS 243kW/330PS													
24.332 UNL, UNLL 243kW/330PS													
24.342 FNL, FNLL 250kW/340PS	05/94→05/95												
24.362 FNL, FNLL 265kW/360PS	10/86→02/90												
24.362 FNLS, FVLS 265kW/360PS													
24.362 UNL, UNLL 265kW/360PS													
24.372 FNL, FNLL 272kW/370PS	02/90→05/95												
24.372 FNLS, FVLS 272kW/370PS													
24.372 FVL, FVLS 249kW/339PS	05/90→12/90												
24.372 UNL, UNLL 272kW/370PS	02/90→12/90												
24.402 FNL, FNLL 294kW/400PS	05/94→05/95												
24.422 FNL, FNLL 309kW/420PS	02/90→05/95												
24.422 UNL, UNLL 309kW/420PS	02/90→12/90												
24.462 FNL 338kW/460PS	04/89→02/90												
24.462 FVLS 338kW/460PS	05/87→07/87												
24.502 DF, DFS, DFK 368kW/500PS	02/90→12/90	F	<b>19 495 17,00 00 8</b>	8	19 495	MP/32/2	410	177	183	▶17,0	Opt.	93059	UAI205
		R	<b>19 496 17,00 00 8</b>	8	19 496	MP/36/2	410	177	223	▶17,0		93059	UAI205
24.502 FNL 368kW/500PS	02/90→12/90	F	<b>19 495 17,00 00 8</b>	8	19 495	MP/32/2	410	177	183	▶17,0	Opt.	93059	UAI205
		R	<b>19 496 17,00 00 8</b>	8	19 496	MP/36/2	410	177	223	▶17,0		93059	UAI205
			<b>17 238 17,00 00 8</b>	8	17 238	MP/30/2	410	175	143	▶17,0	Auxiliary axle	93058	UAI202

## F90-Series (25 to):

25.272 DF, DFS, DFLS, DFK 198kW/270PS	09/90→12/92	F	<b>19 495 17,00 00 8</b>	8	19 495	MP/32/2	410	177	183	▶17,0		93059	UAI205
25.302 DF, DFS, DFLS, DFK 220kW/299PS	09/90→12/91	R	<b>19 496 17,00 00 8</b>	8	19 496	MP/36/2	410	177	223	▶17,0		93059	UAI205
25.322 DF, DFS, DFLS, DFK 235kW/320PS	09/90→12/92												
25.322 UNL, UNLL 235kW/320PS													
25.372 DF, DFS, DFLS, DFK 272kW/370PS													
25.372 UNL, UNLL 272kW/370PS													
25.422 DF, DFS, DFLS, DFK 309kW/420PS													
25.422 UNL, UNLL 309kW/420PS													
25.272 FNL, FNLL 198kW/270PS	09/90→10/93	F	<b>19 495 17,00 00 8</b>	8	19 495	MP/32/2	410	177	183	▶17,0		93059	UAI205
25.302 FNL, FNLL 220kW/299PS	09/90→12/91	R	<b>19 496 17,00 00 8</b>	8	19 496	MP/36/2	410	177	223	▶17,0		93059	UAI205
25.302 FNLS, FVLS 220kW/299PS			<b>17 238 17,00 00 8</b>	8	17 238	MP/30/2	410	175	143	▶17,0	Trailing axle	93058	UAI202
25.322 FNL, FNLL 235kW/320PS	09/90→12/92												
25.322 FNLS, FVLS 235kW/320PS													

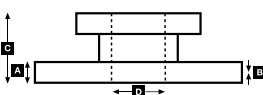
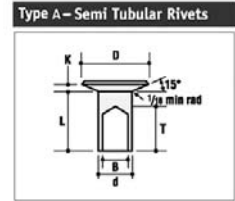
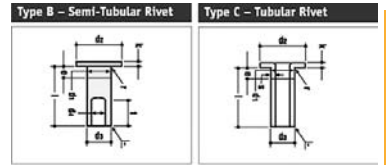


**UAI202** ↔ 195mm  
 4

**UAI205** ↔ 205mm  
 2



Rivet Ref	Head Size	Shank Ø x Shank Length	Drawing type	Head Shape	T = tubular S = semi-tubular	Material	Material Description
<b>93058</b>	15.5	08x15	Type C	Flat	T (stepped)	STEEL	1 x FM RIVETS BAG INCLUDES 100 PCS
<b>93059</b>	15.5	08x18	Type C	Flat	T (stepped)	STEEL	1 x FM RIVETS BAG INCLUDES 100 PCS





# WVA



!



## ...MAN

## ...F90-Series (25 to):

25.372 FNLS, FVLS 272kW/370PS	09/90→10/93																		
25.372 FVLS, FNL, FNLL 272kW/370PS																			
25.422 FNL, FNLL 309kW/420PS	09/90→12/92																		
25.422 FNLS, FVLS 309kW/420PS																			
25.502 FNL 368kW/500PS																			
25.502 DF, DFS 368kW/500PS	09/90→12/92	F	<b>19 495 17,00 00 8</b>	8	19 495	MP/32/2	410	177	183	▶17,0	Opt.		93059	UAI205					
		R	<b>19 496 17,00 00 8</b>	8	19 496	MP/36/2	410	177	223	▶17,0			93059	UAI205					

## F90-Series (26 to):

26.242 DF, DFS, DFK 177kW/241PS	01/88→07/89	F	<b>19 713 17,00 00 8</b>	8	19 713	MP/31/3	410	175	163	▶17,0			93059	UAI205					
26.242 DFAK 177kW/241PS	02/89→07/89	R	<b>19 496 17,00 00 8</b>	8	19 496	MP/36/2	410	177	223	▶17,0			93059	UAI205					
26.262 DF, DFS, DFK 191kW/260PS	01/88→02/90																		
26.262 DFA, DFAS, DFAK 191kW/260PS	02/89→02/90																		
26.272 DF, DFS, DFLS, DFK 198kW/269PS	02/90→06/96																		
26.272 DFA, DFAS, DFAK 198kW/269PS	02/90→12/92																		
26.292 DF, DFS, DFK 213kW/290PS	09/87→02/90																		
26.292 DFA, DFAS, DFAK 213kW/290PS	05/88→02/90																		
26.302 DF, DFS, DFK 220kW/299PS	05/90→12/91																		
26.302 DFA, DFAS, DFAK 220kW/299PS																			
26.322 DF, DFS, DFLS, DFK 235kW/320PS	02/90→06/96																		
26.322 DFA, DFAS, DFAK 235kW/320PS	02/90→12/92																		
26.322 UNL, 26.322 UNLL 235kW/320PS	09/90→05/94																		
26.332 DF, DFS, DFK 243kW/330PS	09/87→02/90																		
26.332 DFA, DFAS, DFAK 243kW/330PS	05/88→02/90																		
26.342 DF, DFL, DFS, DFK, DFLK 250kW/340PS	04/94→06/96																		
26.362 DFA, DFAS, DFAK	05/88→02/90																		
26.362 DF, DFL, DFS, DFK	02/87→02/90																		
26.372 DF, DFS, DFK 272kW/370PS	01/89→1994																		
26.372 DFA, DFAK, DFAS 272kW/370PS																			
26.402 DF, DFL, DFS, DFK, DFLK	05/94→06/96																		
26.422 DF, DFS, DFK, DFL 390kW/420PS	01/89→1994																		
26.422 DFA, DFAK, DFAS 390kW/420PS																			
26.462 DF, DFS	02/89→02/90																		
26.462 DFA, DFAS	08/89→02/90																		
26.502 DFA, DFAS 368kW/500PS	01/89→12/92																		
26.272 FNL, FNLL, FNLS, FVLS 198kW/270PS	09/90→12/95	F	<b>19 495 17,00 00 8</b>	8	19 495	MP/32/2	410	177	183	▶17,0			93059	UAI205					
26.302 FNL, FNLL, FNLS, FVLS 220kW/299PS	09/90→12/91	R	<b>19 496 17,00 00 8</b>	8	19 496	MP/36/2	410	177	223	▶17,0			93059	UAI205					
26.322 FNL, FNLL, FNLS, FVLS 235kW/320PS	09/90→12/95	R	<b>17 238 17,00 00 8</b>	8	17 238	MP/30/2	410	175	143	▶17,0	Trailing axle		93058	UAI202					
26.372 DFN, FVL, FVLS, FNL, FN	01/89→1994																		
26.422 DFN, FVL, FVLS, FNL, FN 390kW/420PS																			
26.502 DF, DFS, DFLS 368kW/500PS	01/89→06/96	F	<b>19 713 17,00 00 8</b>	8	19 713	MP/31/3	410	175	163	▶17,0	Opt.		93059	UAI205					
		R	<b>19 496 17,00 00 8</b>	8	19 496	MP/36/2	410	177	223	▶17,0			93059	UAI205					
26.502 FNL, FNLL 368kW/500PS	01/89→06/96	F	<b>19 495 17,00 00 8</b>	8	19 495	MP/32/2	410	177	183	▶17,0	Opt.		93059	UAI205					
		R	<b>19 496 17,00 00 8</b>	8	19 496	MP/36/2	410	177	223	▶17,0			93059	UAI205					
			<b>17 238 17,00 00 8</b>	8	17 238	MP/30/2	410	175	143	▶17,0	Trailing axle		93058	UAI202					

## F90-Series (27 to):

27.272 198kW /270PS	01/89→1994	F	<b>19 713 17,00 00 8</b>	8	19 713	MP/31/3	410	175	163	▶17,0			93059	UAI205					
27.322 235kW /320PS		R	<b>19 496 17,00 00 8</b>	8	19 496	MP/36/2	410	177	223	▶17,0			93059	UAI205					
27.372 272kW /370PS																			
27.422 309kW /420PS																			
27.502 DFA, DFAS 368kW/500PS	01/89→																		
27.502 DF, DFS 368kW/500PS	01/89→	F	<b>19 713 17,00 00 8</b>	8	19 713	MP/31/3	410	175	163	▶17,0	Opt.		93059	UAI205					
		R	<b>19 496 17,00 00 8</b>	8	19 496	MP/36/2	410	177	223	▶17,0			93059	UAI205					

## F90-Series (30 to):

30.292 215kW /292PS	1988→1994	F1	<b>19 495 17,00 00 8</b>	8	19 495	MP/32/2	410	177	183	▶17,0			93059	UAI205					
		F2	<b>19 495 17,00 00 8</b>	8	19 495	MP/32/2	410	177	183	▶17,0			93059	UAI205					
		R1	<b>19 495 17,00 00 8</b>	8	19 495	MP/32/2	410	177	183	▶17,0			93059	UAI205					
			<b>19 496 17,00 00 8</b>	8	19 496	MP/36/2	410	177	223	▶17,0	Opt.		93059	UAI205					
		R2	<b>19 495 17,00 00 8</b>	8	19 495	MP/32/2	410	177	183	▶17,0			93059	UAI205					
			<b>19 496 17,00 00 8</b>	8	19 496	MP/36/2	410	177	223	▶17,0	Opt.		93059	UAI205					

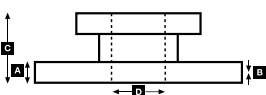
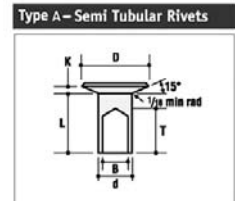
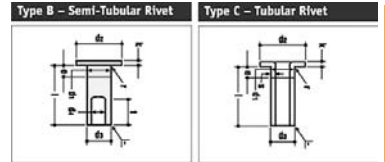


**UAI202** ↔ 195mm  


**UAI205** ↔ 205mm  




Rivet Ref	Head Size	Shank Ø x Shank Length	Drawing type	Head Shape	T = tubular S = semi-tubular	Material	Material Description
<b>93058</b>	15.5	08x15	Type C	Flat	T (stepped)	STEEL	1 x FM RIVETS BAG INCLUDES 100 PCS
<b>93059</b>	15.5	08x18	Type C	Flat	T (stepped)	STEEL	1 x FM RIVETS BAG INCLUDES 100 PCS





# WVA



!



## ...MAN

## ...F90-Series (30 to):

30.332 VFNL (8x2) 244kW/332PS	1988→1994	F1	<b>19 495 17,00 00 8</b>	8	19 495	MP/32/2	410	177	183	▶17,0		93059	UAI205	
		F2	<b>19 495 17,00 00 8</b>	8	19 495	MP/32/2	410	177	183	▶17,0		93059	UAI205	
		R1	<b>19 496 17,00 00 8</b>	8	19 496	MP/36/2	410	177	223	▶17,0		93059	UAI205	
		R2	<b>19 496 17,00 00 8</b>	8	19 496	MP/36/2	410	177	223	▶17,0		93059	UAI205	

## F90-Series (32 to):

32.242 178kW/292PS	1988→1994	F1	<b>19 495 17,00 00 8</b>	8	19 495	MP/32/2	410	177	183	▶17,0		93059	UAI205	
32.262 191kW/260PS	1989→1994	F2	<b>19 495 17,00 00 8</b>	8	19 495	MP/32/2	410	177	183	▶17,0		93059	UAI205	
32.272 VF, VFK	01/89→1994	R1	<b>19 496 17,00 00 8</b>	8	19 496	MP/36/2	410	177	223	▶17,0		93059	UAI205	
32.292 VFNL (8x2) 215kW/292PS	1988→1994	R2	<b>19 495 17,00 00 8</b>	8	19 495	MP/32/2	410	177	183	▶17,0		93059	UAI205	
32.302	05/90→09/91													
32.322 VF, VFK	01/89→1994													
32.332 VFNL (8x2) 244kW/332PS	1988→1994													
32.362 VFNL (8x2) 266kW/362PS														
32.372 VF, VFK	01/89→1994													
32.402	05/94→06/96													
32.422 VF, VFK	01/89→1994													
32.462	05/94→06/96													

## F90-Series (33 to):

33.242 DFK 178kW /242PS	09/87→1994	F	<b>19 495 17,00 00 8</b>	8	19 495	MP/32/2	410	177	183	▶17,0		93059	UAI205	
33.262 DF, DFK, DFS 193kW/260PS	01/89→1994	R1	<b>19 496 17,00 00 8</b>	8	19 496	MP/36/2	410	177	223	▶17,0		93059	UAI205	
33.272 DF, DFK, DFS 198kW/270PS		R2	<b>19 496 17,00 00 8</b>	8	19 496	MP/36/2	410	177	223	▶17,0		93059	UAI205	
33.292 DF, DFK, DFS 215kW/290PS														
33.322 DF, DFK, DFS 235kW/320PS														
33.332 DF, DFK, DFS 244kW/330PS														
33.342 DF	05/94→06/96													
33.362 DF, DFK, DFS 266kW/360PS	01/89→1994													
33.372 DF, DFK, DFS 272kW/370PS														
33.402 DF, DFK, DFS	05/94→06/96													
33.422 DF, DFK, DFS 309kW/420PS	01/89→1994													
33.462 DF, DFS 340kW/460PS														
33.242 DFAK	01/88→08/88	F	<b>19 713 17,00 00 8</b>	8	19 713	MP/31/3	410	175	163	▶17,0		93059	UAI205	
33.262 DFA, DFAK, DFAS 193kW/260PS	01/89→1994	R	<b>19 496 17,00 00 8</b>	8	19 496	MP/36/2	410	177	223	▶17,0		93059	UAI205	
33.272 DFA, DFAK, DFAS 198kW/270PS														
33.292 DFA, DFAK, DFAS 215kW/290PS														
33.322 DFA, DFAK, DFAS 235kW/320PS														
33.332 DFA, DFAK, DFAS 244kW/330PS														
33.342 DFA	05/94→06/96													
33.362 DFA, DFAK, DFAS 266kW/360PS	01/89→1994													
33.372 DFA, DFAK, DFAS 272kW/370PS														
33.402 DFA	05/94→06/96													
33.422 DFA, DFAK, DFAS 309kW/420PS	01/89→1994													
33.462 DFA, DFAS 340kW/460PS														
33.502 DFA, DFAS 368kW/500PS	01/89→													
33.502 DF, DFS 368kW/500PS	01/89→	F	<b>19 495 17,00 00 8</b>	8	19 495	MP/32/2	410	177	183	▶17,0	Opt.	93059	UAI205	
		R	<b>19 496 17,00 00 8</b>	8	19 496	MP/36/2	410	177	223	▶17,0		93059	UAI205	
			<b>17 238 17,00 00 8</b>	8	17 238	MP/30/2	410	175	143	▶17,0	Trailing axle	93058	UAI202	

## F90-Series (35 to):

35.262 VF 193kW /260PS	01/89→1994	F	<b>19 713 17,00 00 8</b>	8	19 713	MP/31/3	410	175	163	▶17,0		93059	UAI205	
35.272 VF, VFK 198kW /270PS			<b>19 495 17,00 00 8</b>	8	19 495	MP/32/2	410	177	183	▶17,0	Opt.	93059	UAI205	
35.292 VF 215kW /290PS		R	<b>19 496 17,00 00 8</b>	8	19 496	MP/36/2	410	177	223	▶17,0		93059	UAI205	
35.302 VF, VFK	09/91→05/98													
35.322 VF, VFK 235kW /320PS	01/89→1994													
35.332 VF 244kW /330PS														
35.342 VF, VFK	05/94→06/96													
35.362 VF 266kW /360PS	01/89→1994													
35.372 VF, VFK 272kW /370PS														
35.402 VF, VFK	05/94→12/97													
35.422 VF, VFK 309kW /420PS	01/89→1994													



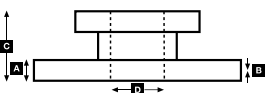
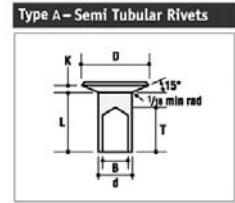
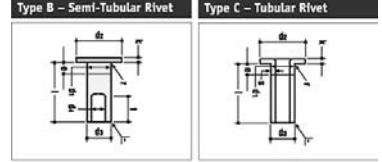


**UAI202** ↔ 195mm  


**UAI205** ↔ 205mm  




Rivet Ref	Head Size	Shank Ø x Shank Length	Drawing type	Head Shape	T = tubular S = semi-tubular	Material	Material Description
<b>93058</b>	15.5	08x15	Type C	Flat	T (stepped)	STEEL	1 x FM RIVETS BAG INCLUDES 100 PCS
<b>93059</b>	15.5	08x18	Type C	Flat	T (stepped)	STEEL	1 x FM RIVETS BAG INCLUDES 100 PCS





# WVA



!

**...MAN****...F90-Series (35 to):**

35.262 VFAK 193kW /260PS 35.272 VFAK 198kW /270PS 35.292 VFAK 215kW /290PS 35.302 VFA, VFAK 35.322 VFA, VFAK 235kW/320PS 35.332 VFAK 244kW /330PS 35.362 VFAK 266kW /360PS 35.372 VFA, VFAK 272kW/370PS 35.422 VFA, VFAK 309kW/420PS	01/89→1994	F	<b>19 713 17,00 00 8</b>	8	19 713	MP/31/3	410	175	163	▶17,0		93059	UAI205	
		R	<b>19 496 17,00 00 8</b>	8	19 496	MP/36/2	410	177	223	▶17,0		93059	UAI205	
	09/91→05/98 01/89→1994													

**F90-Series (40 to):**

40.242 178kW /242PS 40.262 193kW /262PS 40.292 215kW /292PS 40.332 244kW /332PS 40.362 266kW /362PS 40.372 DFS, DFK 272kW/370PS 40.402 DF 40.422 DFS, DFK 309kW/420PS 40.462 DF	1987→	F	<b>19 495 17,00 00 8</b>	8	19 495	MP/32/2	410	177	183	▶17,0		93059	UAI205	
		R	<b>19 496 17,00 00 8</b>	8	19 496	MP/36/2	410	177	223	▶17,0		93059	UAI205	
	01/89→1994 05/95→06/96 01/89→1994 07/89→02/90													
40.372 DFAK, DFAS 272kW/370PS 40.422 DFAK, DFAS 309kW/420PS 40.462 DFAK, DFAS 340kW/460PS	01/89→1994	F	<b>19 713 17,00 00 8</b>	8	19 713	MP/31/3	410	175	163	▶17,0		93059	UAI205	
		R	<b>19 496 17,00 00 8</b>	8	19 496	MP/36/2	410	177	223	▶17,0		93059	UAI205	
40.502 6x6 368kW /500PS	01/89→06/96	F	<b>19 713 17,00 00 8</b>	8	19 713	MP/31/3	410	175	163	▶17,0		93059	UAI205	
		R1	<b>19 495 17,00 00 8</b>	8	19 495	MP/32/2	410	177	183	▶17,0		93059	UAI205	
		R2	<b>19 496 17,00 00 8</b>	8	19 496	MP/36/2	410	177	223	▶17,0	Opt.	93059	UAI205	
40.502 8x8 368kW /500PS	01/89→06/96	F1	<b>19 713 17,00 00 8</b>	8	19 713	MP/31/3	410	175	163	▶17,0		93059	UAI205	
		F2	<b>19 713 17,00 00 8</b>	8	19 713	MP/31/3	410	175	163	▶17,0		93059	UAI205	
		R1	<b>19 495 17,00 00 8</b>	8	19 495	MP/32/2	410	177	183	▶17,0		93059	UAI205	
			<b>19 496 17,00 00 8</b>	8	19 496	MP/36/2	410	177	223	▶17,0	Opt.	93059	UAI205	
		R2	<b>19 495 17,00 00 8</b>	8	19 495	MP/32/2	410	177	183	▶17,0		93059	UAI205	

**F90-Series (41 to):**

41.262 VF, VFK 193kW /260PS 41.272 VF	01/89→1994	F	<b>19 713 17,00 00 8</b>	8	19 713	MP/31/3	410	175	163	▶17,0		93059	UAI205	
	02/90→12/91	F	<b>19 495 17,00 00 8</b>	8	19 495	MP/32/2	410	177	183	▶17,0	Opt.	93059	UAI205	
41.292 VF, VFK 215kW /290PS 41.322 VF, VFK 235kW /320PS 41.332 VF, VFK 244kW /330PS 41.342 VF 41.362 VF, VFK 266kW /360PS 41.372 VF, VFK 272kW /370PS 41.402 VF 41.422 VF, VFK 309kW /420PS	01/89→1994	R	<b>19 496 17,00 00 8</b>	8	19 496	MP/36/2	410	177	223	▶17,0		93059	UAI205	
	05/94→06/96 01/89→1994													
41.262 VFAK 193kW /260PS 41.292 VFAK 215kW /290PS 41.322 VFAK 235kW /320PS 41.332 VFAK 244kW /330PS 41.362 VFAK 266kW /360PS 41.372 VFAK 272kW /370PS 41.422 VFAK 309kW /420PS	01/89→1994	F	<b>19 713 17,00 00 8</b>	8	19 713	MP/31/3	410	175	163	▶17,0		93059	UAI205	
		R	<b>19 496 17,00 00 8</b>	8	19 496	MP/36/2	410	177	223	▶17,0		93059	UAI205	

**F90-Series (48 to):**

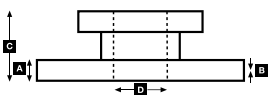
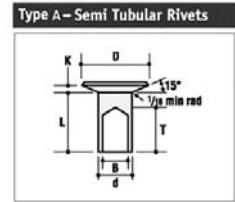
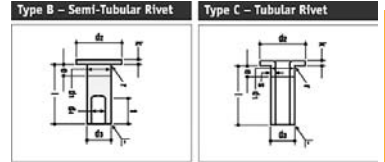
48.292 VF 48.322 VF 235kW /320PS 48.332 VF 48.362 VF 48.372 VF 272kW /370PS 48.422 VF 309kW /420PS 48.462 VF	07/89→02/90	F	<b>19 495 17,00 00 8</b>	8	19 495	MP/32/2	410	177	183	▶17,0		93059	UAI205	
	01/89→1994 07/89→02/90	R	<b>19 496 17,00 00 8</b>	8	19 496	MP/36/2	410	177	223	▶17,0		93059	UAI205	
	01/89→1994													
	07/89→02/90													



**UAI205** ↔ 205mm  
 2



Rivet Ref	Head Size	Shank Ø x Shank Length	Drawing type	Head Shape	T = tubular S = semi-tubular	Material	Material Description
<b>93059</b>	15.5	08x18	Type C	Flat	T (stepped)	STEEL	1 x FM RIVETS BAG INCLUDES 100 PCS





# WVA



!



## ...MAN

## ...F90-Series (48 to):

48.292 VFA, VFAK 215kW/290PS 48.322 VFA, VFAK 235kW/320PS 48.332 VFA, VFAK 244kW/330PS 48.362 VFA, VFAK 266kW/360PS 48.372 VFA, VFAK 272kW/370PS 48.422 VFA, VFAK 309kW/420PS 48.462 VFA, VFAK 340kW/460PS 48.502 VFA, VFAK 398kW/500PS	01/89→1994	F	<b>19 713 17,00 00 8</b>	8	19 713	MP/31/3	410	175	163	▶17,0		93059	UAI205	
		R	<b>19 496 17,00 00 8</b>	8	19 496	MP/36/2	410	177	223	▶17,0		93059	UAI205	
48.502 VR 398kW/500PS	01/89→													
48.502 VR 398kW/500PS	01/89→1997	F	<b>19 495 17,00 00 8</b>	8	19 495	MP/32/2	410	177	183	▶17,0	Opt.	93059	UAI205	
		R	<b>19 496 17,00 00 8</b>	8	19 496	MP/36/2	410	177	223	▶17,0		93059	UAI205	

## G-Series (MAN/VW):

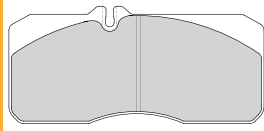
6.90 F, FK 66kW /90PS	1978→1988	F	<b>15 879 16,50 60 8</b>	8	15 879	GG/209/1	325	140	97	▶16,5	87-88 Lucas	93058				
		F	<b>17 988 16,20 60 8</b>	8	17 988	GG/210/1	325	140	150	▶16,2	87-88 ROR Trailer Axle Lucas	93058				
			<b>15 817 12,10 60 3</b>	2	15 817	MP/37/1	325	301	97	12,1	Perrot	93060				
				2	15 823	MP/38/1	325	251	97	12,1		93060				
		F	<b>17 900 12,10 60 3</b>	2	17 900	MP/39/1	325	301	147	12,1	ROR Trailer Axle Perrot	93057				
				2	17 901	MP/40/1	325	251	147	12,1		93057				
		R	<b>15 879 16,50 60 8</b>	8	15 879	GG/209/1	325	140	97	▶16,5	87-88 Lucas	93058				
				8	17 988	GG/210/1	325	140	150	▶16,2	87-88 ROR Trailer Axle Lucas	93058				
				2	15 817	MP/37/1	325	301	97	12,1	Perrot	93060				
				2	15 823	MP/38/1	325	251	97	12,1		93060				
				R	<b>17 900 12,10 60 3</b>	2	17 900	MP/39/1	325	301	147	12,1	ROR Trailer Axle Perrot	93057		
						2	17 901	MP/40/1	325	251	147	12,1		93057		
6.100 74kW /100PS 8.100 74kW /100PS 8.150 110kW /150PS 9.150 110kW /150PS 10.150 110kW /150PS	1987→1993	F	<b>15 879 16,50 60 8</b>	8	15 879	GG/209/1	325	140	97	▶16,5	→8,5 to Lucas	93058				
		F	<b>17 988 16,20 60 8</b>	8	17 988	GG/210/1	325	140	150	▶16,2	8,5→ to Lucas	93058				
			<b>15 817 12,10 60 3</b>	2	15 817	MP/37/1	325	301	97	12,1	→8,5 to Perrot	93060				
				2	15 823	MP/38/1	325	251	97	12,1		93060				
		F	<b>17 900 12,10 60 3</b>	2	17 900	MP/39/1	325	301	147	12,1	8,5→ to Perrot	93057				
				2	17 901	MP/40/1	325	251	147	12,1		93057				
		R	<b>15 879 16,50 60 8</b>	8	15 879	GG/209/1	325	140	97	▶16,5	→8,5 to Lucas	93058				
				8	17 988	GG/210/1	325	140	150	▶16,2	8,5→ to Lucas	93058				
				2	15 817	MP/37/1	325	301	97	12,1	→8,5 to Perrot	93060				
				2	15 823	MP/38/1	325	251	97	12,1		93060				
				R	<b>17 900 12,10 60 3</b>	2	17 900	MP/39/1	325	301	147	12,1	8,5→ to Perrot	93057		
						2	17 901	MP/40/1	325	251	147	12,1		93057		
8.90 66kW /90PS 8.136 100kW /136PS 8.170 125kW /170PS 9.136 100kW /136PS 9.170 125kW /170PS 10.136 100kW /136PS	1978→1988	F	<b>17 988 16,20 60 8</b>	8	17 988	GG/210/1	325	140	150	▶16,2	87-88 Lucas	93058				
		F	<b>17 900 12,10 60 3</b>	2	17 900	MP/39/1	325	301	147	12,1	Perrot	93057				
	05/82→1988	R	<b>17 988 16,20 60 8</b>	8	17 988	GG/210/1	325	140	150	▶16,2	87-88 Lucas	93058				
		F	<b>17 900 12,10 60 3</b>	2	17 900	MP/39/1	325	301	147	12,1	Perrot	93057				
	08/78→1988	R	<b>17 988 16,20 60 8</b>	8	17 988	GG/210/1	325	140	150	▶16,2	87-88 Lucas	93058				
		F	<b>17 900 12,10 60 3</b>	2	17 900	MP/39/1	325	301	147	12,1	Perrot	93057				
05/82→1988	F	<b>17 900 12,10 60 3</b>	2	17 900	MP/39/1	325	301	147	12,1	Perrot	93057					
	F	<b>17 900 12,10 60 3</b>	2	17 900	MP/39/1	325	301	147	12,1	Perrot	93057					
02/86→1988	F	<b>17 900 12,10 60 3</b>	2	17 900	MP/39/1	325	301	147	12,1	Perrot	93057					
	F	<b>17 900 12,10 60 3</b>	2	17 900	MP/39/1	325	301	147	12,1	Perrot	93057					
12/83→08/88	F	<b>17 017 16,00 60 8</b>	8	17 017	GG/217/1	360	173	143	▶16,0		93058					
	R	<b>17 017 16,00 60 8</b>	8	17 017	GG/217/1	360	173	143	▶16,0		93058					

## L2000- Series

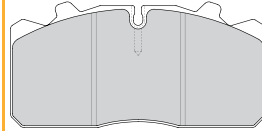
6.103, 6.153, 8.103, 8.113, 8.150, 8.153, 8.163, 8.220, 8.223, 8.224, 9.153, 9.163, 9.223, 9.224, 10.150, 10.153, 10.163, 10.220, 10.224 114kW	09/93→12/95	F	<b>29 055 22,00 40 4</b>	4	29 055	FCV987	324	176	83	22				BCR143A	
		F	<b>29 088 26,00 40 4</b>	4	29 088	FCV4283	330	176	83	26	UAC173 (SPRINGS)/ UAC169(FORKS) ABS		UAI150/UAC173	BCR146A	
	01/96→														BCR148A
		R	<b>29 088 26,00 40 4</b>	4	29 088	FCV4283	330	176	83	26	UAC173 (SPRINGS)/ UAC169(FORKS) ABS		UAI150/UAC173	BCR146A	
8.103 LC/LLC, 8.153 LLS, 8.223 LC/LLC/LLS, 9.153 LC/LLC/LLS, 9.223 LC/LLC/LLS, 10.150 FOC, 10.153 LC/LLC/LLS, 10.223 LAEC/LC/LLC/LLS 81-162kW	10/93→12/95	F	<b>29 055 22,00 40 4</b>	4	29 055	FCV987	324	176	83	22				BCR143A	



**29 055 22,00 40 4**  
4551 WAB 1000 V-G



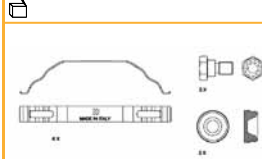
**29 088 26,00 40 4**  
4568 WAB PAN 17



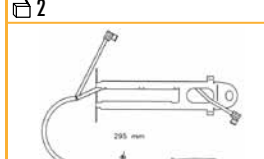
**UAC169** ↔



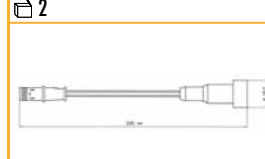
**UAC173** ↔



**UAI150** ↔ 295mm



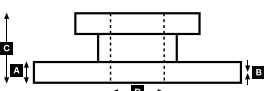
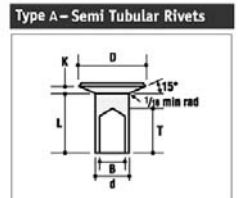
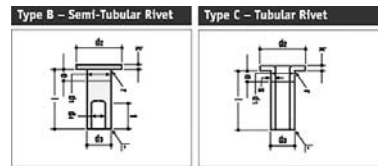
**UAI205** ↔ 205mm



BCR143A	BCR146A	BCR148A	324	330	330	30.0	34.0	34.0	24.0	30.0	31.0	102	104	124	135	135	157	10xM14	10xM14	12xM12	Kg	ABS	
																							✓



Rivet Ref	Head Size	Shank Ø x Shank Length	Drawing type	Head Shape	T = tubular S = semi-tubular	Material	Material Description
<b>93057</b>	15.5	08x12	Type C	Flat	T (stepped)	STEEL	1 x FM RIVETS BAG INCLUDES 100 PCS
<b>93058</b>	15.5	08x15	Type C	Flat	T (stepped)	STEEL	1 x FM RIVETS BAG INCLUDES 100 PCS
<b>93059</b>	15.5	08x18	Type C	Flat	T (stepped)	STEEL	1 x FM RIVETS BAG INCLUDES 100 PCS
<b>93060</b>	15.5	08x20	Type C	Flat	T (stepped)	STEEL	1 x FM RIVETS BAG INCLUDES 100 PCS





# WVA



!



## ...MAN

## L2000 Series:

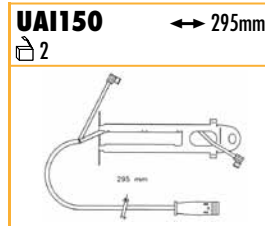
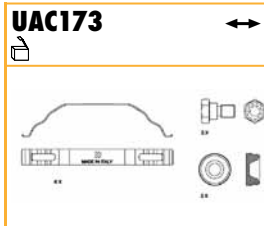
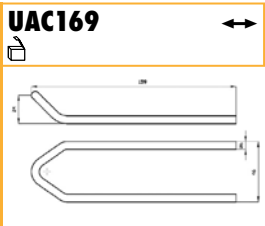
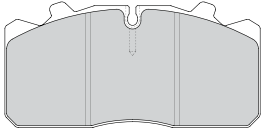
8.150 FOC, FOCL	02/95→	R	<b>15 879 16,50 60 8</b>	8	15 879	GG/209/1	325	140	97	▶16,5		93058	
8.153 LC, LLC 114kW/155PS	10/93→07/97	R	<b>17 988 16,20 60 8</b>	8	17 988	GG/210/1	325	140	150	▶16,2	Opt.	93058	
8.163 LLS	05/94→												
8.220 FOC, FOCL 162kW/220PS	04/95→												
8.224 LC, LLC, LLS 162kW/220PS	05/94→												
9.163 LC 104kW /141PS	08/95→03/97												
9.163 LC, LLC, LLS	05/94→												
9.224 LC, LLC, LLS 162kW/220PS													
10.163 LC, LLC, LLS													
10.220 FOC, FOCL 162kW/220PS	02/95→												
10.224 LC, LLC, LLS 162kW/220PS	05/94→												
6.103 FK 75kW /102PS	09/93→	F	<b>17 988 16,20 60 8</b>	8	17 988	GG/210/1	325	140	150	▶16,2		93058	
8.113 LK 81kW /110PS	08/95→	R	<b>17 988 16,20 60 8</b>	8	17 988	GG/210/1	325	140	150	▶16,2		93058	
8.163 LAEC	01/95→												
8.163 LK	05/94→												
8.224 LAEC 162kW /220PS	01/95→												
8.224 LAEK 162kW /220PS													
8.224 LK 162kW /220PS	05/94→												
9.163 LK													
9.224 LK 162kW /220PS													
10.163 LAEC													
10.163 LAEK	01/95→												
10.163 LK	05/94→												
10.224 LAEC 162kW /220PS	01/95→												
10.224 LAEK 162kW /220PS													
10.224 LK 162kW /220PS	05/94→												
6.153 F, FL 114kW/155PS	09/93→	R	<b>15 879 16,50 60 8</b>	8	15 879	GG/209/1	325	140	97	▶16,5		93058	
		R	<b>17 988 16,20 60 8</b>	8	17 988	GG/210/1	325	140	150	▶16,2	Opt.	93058	
8.153 LLS 114kW /155PS	10/93→06/96	R	<b>15 879 16,50 60 8</b>	8	15 879	GG/209/1	325	140	97	▶16,5		93058	
8.223 LC, LLC, LLS			<b>17 988 16,20 60 8</b>	8	17 988	GG/210/1	325	140	150	▶16,2	Opt.	93058	
9.153 LC, LLC 114kW /155PS													
9.153 LLS 114kW /155PS	10/93→12/95												
9.223 LC, LLC, LLS 162kW/220PS	10/93→06/96												
10.150 FOC	02/95→01/96												
10.153 LC, LLC, LLS 114kW/155PS	10/93→06/96												
10.223 LAEC 162kW /220PS	01/95→06/96												
10.223 LC, LLC	10/93→06/96												
10.223 LLS													
8.103 LK 75kW /102PS	10/93→06/96	F	<b>17 988 16,20 60 8</b>	8	17 988	GG/210/1	325	140	150	▶16,2		93058	
8.153 LAEC 114kW /155PS	01/95→06/96	R	<b>17 988 16,20 60 8</b>	8	17 988	GG/210/1	325	140	150	▶16,2		93058	
8.153 LAEK 114kW /155PS	01/95→09/96												
8.223 LAEC 162kW /220PS	01/95→06/96												
8.223 LK	10/93→06/96												
9.153 LK 114kW /155PS													
9.223 LK 162kW /220PS													
10.153 LAEK 114kW /155PS													
10.153 LK 114kW /155PS													
10.223 LK													

## L2000-Series (LE Evolution)

LE110C 8.113, LE140C 8.145, 9.145, 0.145, LE160C 8.163, 9.163, 10.163, LE180C 8.180, 8.185, 9.185, 10.180 10.185, 12.180, 12.185, LE220C 8.225, 0.220, 10.225, 12.220, 12.225 114kW	09/00→	F	<b>29 088 26,00 40 4</b>	4	29 088	FCV4283	330	176	83	26	UAC173 (SPRINGS/ UAC169(FORKS) ABS	UA1150/UAC173	<b>BCR146A</b>
		R	<b>29 088 26,00 40 4</b>	4	29 088	FCV4283	330	176	83	26	UAC173 (SPRINGS/ UAC169(FORKS) ABS	UA1150/UAC173	<b>BCR148A</b>



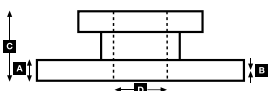
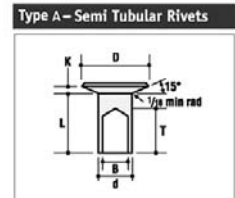
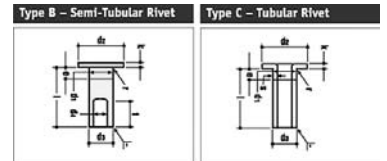
**29 088 26,00 40 4**  
4568 WAB PAN 17



				<b>A</b>	<b>B</b>	<b>C</b>	<b>D</b>		<b>Kg</b>		<b>ABS</b>
<b>BCR146A</b>				34.0	30.0	104	135	10xM14	16.4		
<b>BCR148A</b>				34.0	31.0	124	157	12xM12	17.1		✓



Rivet Ref	Head Size	Shank Ø x Shank Length	Drawing type	Head Shape	T = tubular S = semi-tubular	Material	Material Description
<b>93058</b>	15.5	Ø8x15	Type C	Flat	T (stepped)	STEEL	1 x FM RIVETS BAG INCLUDES 100 PCS





# WVA



!



## ...MAN

## M2000-L Series

12.163 LC, 12.224 LC 114-162kW	08/95→	F	<b>29 088 26,00 40 4</b>	4	29 088	FCV4283	330	176	83	26	UAC173 (SPRINGS) / UAC169(FORKS)	UAI150/UAC173	<b>BCR146A</b>
		R	<b>29 088 26,00 40 4</b>	4	29 088	FCV4283	330	176	83	26	UAC173 (SPRINGS) / UAC169(FORKS)	UAI150/UAC173	<b>BCR146A</b>
14.163 LC/LLC, 14.224 LC/LLC/LL, 4.264 LC/LLC/LL, 14.284 LC/LLC/LL 114-206kW	08/95→	F	<b>29 197 30,00 41 4</b>	4	29 197	FCV1792BFE	377	211	93	30		UAI132	<b>BCR147A</b>
15.163 LC/LLC, 15.224 LC/LLC/LL, 15.264 LC/LLC/LL, 15.284 LC/LLC/LL, 18.224 LC/LLC/LL, 18.264 LC/LLC/LL, 18.284 LC/LLC/LL 114-206kW	08/95→	F	<b>29 210 28,00 41 4</b>	4	29 210	FCV1578BFE	432	250	118	28	over size 04/02→ D-Eks2 ABS	UAI161	<b>BCR215A</b>
		F	<b>29 053 30,00 41 4</b>	4	29 053	FCV1583B	432	250	118	30		UAI161	<b>BCR215A</b>
		F	<b>29 156 30,00 41 4</b>	4	29 156	FCV1404BFE	432	250	118	30		UAI164	<b>BCR161A</b>

## M2000-M Series

14.224/14.264/14.284 - MC/MLC/ML/MLS 162kW	08/95→	F	<b>29 197 30,00 41 4</b>	4	29 197	FCV1792BFE	377	211	93	30		UAI132	<b>BCR147A</b>
18.224 MC/MLC/ML/MLS, 18.264 MC/MLC/ML/MLS, 18.284 MC/MLC/MLS, 25.224 MNLC/MNLLC, 25.264 MNLC/MNLL 162-206kW 114-206kW	08/95→	F	<b>29 210 28,00 41 4</b>	4	29 210	FCV1578BFE	432	250	118	28	over size 04/02→ D-Eks2 ABS	UAI161	<b>BCR215A</b>
		F	<b>29 053 30,00 41 4</b>	4	29 053	FCV1583B	432	250	118	30		UAI161	<b>BCR215A</b>
		F	<b>29 156 30,00 41 4</b>	4	29 156	FCV1404BFE	432	250	118	30		UAI164	<b>BCR161A</b>

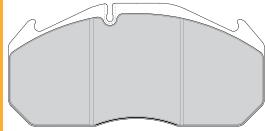
## M2000-Series (ME Evolution)

ME220B 14.225, 15.225 114-206kW	09/00→	F	<b>29 197 30,00 41 4</b>	4	29 197	FCV1792BFE	377	211	93	30		UAI132	<b>BCR147A</b>
ME250B 14.255, 15.255, 18.255, ME280B 14.285, 15.285, 18.285, 18.286 114-206kW	09/00→	F	<b>29 210 28,00 41 4</b>	4	29 210	FCV1578BFE	432	250	118	28	→ 03/02	UAI161	<b>BCR215A</b>
		F	<b>29 053 30,00 41 4</b>	4	29 053	FCV1583B	432	250	118	30	over size	UAI161	<b>BCR215A</b>
		F	<b>29 156 30,00 41 4</b>	4	29 156	FCV1404BFE	432	250	118	30	04/02→ D-Eks2 ABS	UAI164	<b>BCR161A</b>

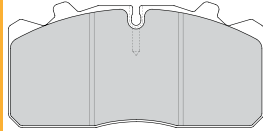
## M2000-Series:

14.163 LK 114kW/155PS 14.224 LK, LAK, MK, MAK, LAC 162kW/220PS 14.264 LAC, LK, LAK 191kW/260PS 14.284 MAK, MA-KO, MA-LF, L-KO 14.284 LAC, LK, LAK, LR-LF	08/95→	F	<b>17 017 16,00 60 8</b>	8	17 017	GG/217/1	360	173	143	▶16,0		93058		
		R	<b>19 177 16,00 60 8</b>	8	19 177	GG/218/1	360	173	160	▶16,0		93058		
14.224 LC, LLC, LL 162kW/220PS 14.264 LC, LLC, LL 191kW/260PS  14.264 MC, MLC, ML 191kW/260PS 14.264 MLS 191kW /260PS 14.284 LC, LLC, LL 14.284 MC, MLC, ML 14.284 MLS	08/95→	R	<b>19 177 16,00 60 8</b>	8	19 177	GG/218/1	360	173	160	▶16,0	Opt. with w.hole	93058		
			<b>19 708 16,25 00 5</b>	6	19 708	GG/232/1	360	174	183	▶16,25		93058		
				2	19 867	GG/232/2	360	174	183	▶16,25		93058		
14.224 MC, MLC, ML, MLS 162kW/220PS	08/95→	R	<b>19 177 16,00 60 8</b>	8	19 177	GG/218/1	360	173	160	▶16,0		93058		
15.284 LC, LLC, LL 18.224 LC, LLC, LL 162kW/220PS 18.224 MC, MLC, ML, MLS 162kW/220PS 18.264 LC, LLC, LL 191kW/260PS 18.264 MC, MLC, ML, MLS 191kW/260PS 18.284 LC, LLC, LL 18.284 MC, MLC, ML 25.224 MNLC, MNLLC 191kW/260PS 25.264 MNLC, MNLL 162kW/220PS	06/98→	R	<b>19 495 17,00 00 8</b>	8	19 495	MP/32/2	410	177	183	▶17,0	Opt.	93059	UAI205	
		08/95→	R	<b>19 496 17,00 00 8</b>	8	19 496	MP/36/2	410	177	223		▶17,0	93059	UAI205
15.163 LK 114kW/155PS 15.224 LK 162kW/220PS 15.264 LK 191kW/260PS 15.284 LK 18.224 LK, LLL, LAC, LAK 162kW/220PS 18.224 MK, MLK, MAC, MAK 162kW/220PS 18.264 LK, LLL, LAK 191kW/260PS 18.264 MK, MLK, MAC, MAK 191kW/260PS 18.284 LK, LLL, LAC, LAK 18.284 MK, MLK, MAC, MAK	08/95→	F	<b>19 713 17,00 00 8</b>	8	19 713	MP/31/3	410	175	163	▶17,0		93059	UAI205	
		06/98→	R	<b>19 495 17,00 00 8</b>	8	19 495	MP/32/2	410	177	183	▶17,0		93059	UAI205
			08/95→											

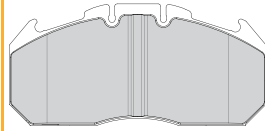
**29 053 30,00 41 4**  
4568 MER D3/D-ELSA 1



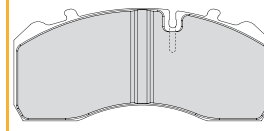
**29 088 26,00 40 4**  
4568 WAB PAN 17



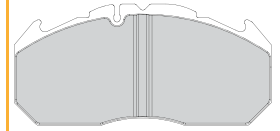
**29 156 30,00 41 4**  
4568 MER D-ELSA 2



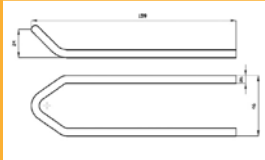
**29 197 30,00 41 4**  
4568 KNR SB/SN6



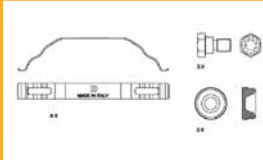
**29 210 28,00 41 4**  
4568 MER D3/D-ELSA 1



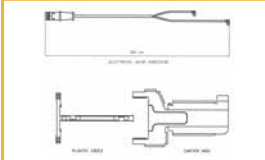
**UAC169** ↔



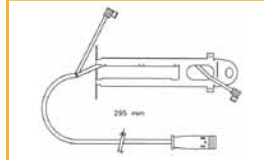
**UAC173** ↔



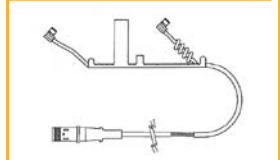
**UAI132** ↔ 400mm



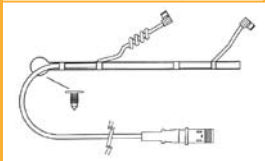
**UAI150** ↔ 295mm



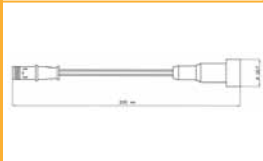
**UAI161** ↔ 385mm



**UAI164** ↔ 290mm



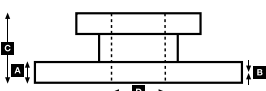
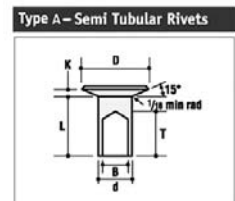
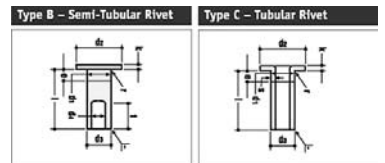
**UAI205** ↔ 205mm



				<b>A</b>	<b>B</b>	<b>C</b>	<b>D</b>		<b>Kg</b>		<b>ABS</b>
<b>BCR146A</b>		330	34.0	30.0	104	135	10xM14	16.4			
<b>BCR147A</b>		377	45.0	38.0	128	162	10xM14	23.0			
<b>BCR161A</b>		432	45.0	37.0	135	208	10xM16	35.0			✓
<b>BCR215A</b>		432	45.0	40.0	135	208	10xM16	37.0			



Rivet Ref	Head Size	Shank Ø x Shank Length	Drawing type	Head Shape	T = tubular S = semi-tubular	Material	Material Description
<b>93058</b>	15.5	08x15	Type C	Flat	T (stepped)	STEEL	1 x FM RIVETS BAG INCLUDES 100 PCS
<b>93059</b>	15.5	08x18	Type C	Flat	T (stepped)	STEEL	1 x FM RIVETS BAG INCLUDES 100 PCS





# WVA



!



## ...MAN

## M90-Series (12 to):

12.152	12/88→05/94	F	<b>17 017 16,00 60 8</b>	8	17 017	GG/217/1	360	173	143	▶16,0		93058		
12.192 140kW /190PS	07/90→06/96	F	<b>19 708 16,25 00 5</b>	6	19 708	GG/232/1	360	174	183	▶16,25	1995-Opt with w.hole	93058		
				2	19 867	GG/232/2	360	174	183	▶16,25		93058		
12.222 162kW /220PS	05/94→06/96	R	<b>19 177 16,00 60 8</b>	8	19 177	GG/218/1	360	173	160	▶16,0		93058		
12.232 169kW /230PS	08/88→06/96	R	<b>19 708 16,25 00 5</b>	6	19 708	GG/232/1	360	174	183	▶16,25	1995-Opt with w.hole	93058		
				2	19 867	GG/232/2	360	174	183	▶16,25		93058		
12.262 191kW /260PS	08/95→06/96													
12.272 198kW /269PS	09/91→06/96													

## M90-Series (14 to):

14.152	12/88→06/96	F	<b>17 017 16,00 60 8</b>	8	17 017	GG/217/1	360	173	143	▶16,0		93058		
14.162 118kW /160PS	08/95→06/96	F	<b>19 708 16,25 00 5</b>	6	19 708	GG/232/1	360	174	183	▶16,25	1995-Opt with w.hole	93058		
14.192				2	19 867	GG/232/2	360	174	183	▶16,25		93058		
14.222 162kW /220PS	08/88→06/96	R	<b>19 177 16,00 60 8</b>	8	19 177	GG/218/1	360	173	160	▶16,0		93058		
	05/94→06/96	R	<b>19 708 16,25 00 5</b>	6	19 708	GG/232/1	360	174	183	▶16,25	1995-Opt with w.hole	93058		
				2	19 867	GG/232/2	360	174	183	▶16,25		93058		
14.232 198kW /270PS	08/88→06/96													
14.262 191kW /260PS	08/95→06/96													
14.272 198kW /269PS	09/91→06/96													

## M90-Series (17 to):

17.192	08/88→06/96	F	<b>19 713 17,00 00 8</b>	8	19 713	MP/31/3	410	175	163	▶17,0		93059	UAI205	
17.222 162kW /220PS	05/94→06/96	R	<b>19 496 17,00 00 8</b>	8	19 496	MP/36/2	410	177	223	▶17,0		93059	UAI205	
17.232	08/88→06/96													
17.272 198kW /269PS	09/91→05/95													
17.322	1990→06/96													
17.332														
17.373														
17.422														
17.502														

## M90-Series (18 to):

18.192 140kW /190PS	09/90→06/96	F	<b>19 713 17,00 00 8</b>	8	19 713	MP/31/3	410	175	163	▶17,0		93059	UAI205	
18.222 162kW /220PS	05/94→06/96	R	<b>19 495 17,00 00 8</b>	8	19 495	MP/32/2	410	177	183	▶17,0		93059	UAI205	
18.232 169kW /230PS	09/90→06/96													
18.262 191kW /260PS	08/95→06/96													
18.272 198kW /269PS	09/91→06/96													

## M90-Series (24 to):

24.192 140kW /190PS	07/89→06/96	F	<b>19 713 17,00 00 8</b>	8	19 713	MP/31/3	410	175	163	▶17,0		93059	UAI205	
24.222 162kW /220PS	05/94→06/96	R	<b>19 495 17,00 00 8</b>	8	19 495	MP/32/2	410	177	183	▶17,0		93059	UAI205	
24.232	07/89→06/96	R	<b>17 238 17,00 00 8</b>	8	17 238	MP/30/2	410	175	143	▶17,0	Trailing axle	93058	UAI202	
24.272 198kW /269PS	09/91→06/96													

## TGA Series:

(18t) 18.310→18.530,(24t) 24.360→24.530, (26t) 26.310→26.530, (32t) 32.310→32.480, (33t) 33.360, 33.410→33.530, (41t) 41.360, 41.530, 41.660 206-485kW	04/00→	F	<b>29 210 28,00 41 4</b>	4	29 210	FCV1578BFE	432	250	118	28	→03/01		UAI162	<b>BCR215A</b>
		F	<b>29 156 30,00 41 4</b>	4	29 156	FCV1404BFE	432	250	118	30	04/01→		UAI164	<b>BCR215A</b>
		F	<b>29 253 30,00 41 4</b>	4	29 253	FCV4296PTS	432	248	109	30	07/03→			<b>BCR214A</b>
	R	<b>29 210 28,00 41 4</b>	4	29 210	FCV1578BFE	432	250	118	28	→03/01, No ABS			UAI162	<b>BCR215A</b>
	R	<b>29 156 30,00 41 4</b>	4	29 156	FCV1404BFE	432	250	118	30	04/01→, No ABS			UAI164	<b>BCR161A</b>
	R	<b>29 253 30,00 41 4</b>	4	29 253	FCV4296PTS	432	248	109	30	07/03→				<b>BCR161A</b>

## TGA Series:

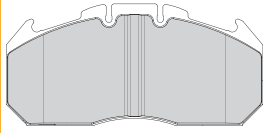
3-axes AWD	04/00→	F	<b>19 495 17,00 00 8</b>	8	19 495	MP/32/2	410	177	183	▶17,0	3-axes AWD from 2002 onwards	93059	UAI205	
AWD 6x6 / 8x8 models	04/00→	R	<b>19 496 17,00 00 8</b>	8	19 496	MP/36/2	410	177	223	▶17,0		93059	UAI205	
		R	<b>17 238 17,00 00 8</b>	8	17 238	MP/30/2	410	175	143	▶17,0	Auxiliary axle	93058	UAI202	

## TGL Series

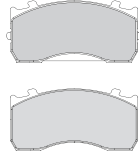
7.150, 7.180, 8.180, 8.210, 8.240, 10.180, 10.210, 10.240, 12.180, 12.210, 12.240 FC, FK, FRC, FRK, FLC, FLRC 265kW	04/05→	F	<b>29 183 27,00 41 3</b>	4	29 183	FCV1277BFE	185	84	27/34					<b>BCR330A</b>
		R	<b>29 183 27,00 41 3</b>	4	29 183	FCV1277BFE	185	84	27/34					<b>BCR272A</b>



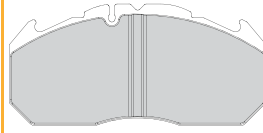
**29 156 30,00 41 4**  
4568 MER D-ELSA 2



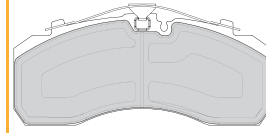
**29 183 27,00 41 3**  
4550 KNR SB/SN5



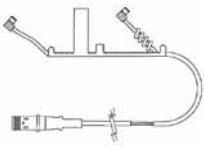
**29 210 28,00 41 4**  
4568 MER D3/D-ELSA 1



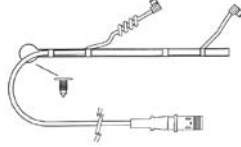
**29 253 30,00 41 4**  
4550 KNR SB/SN7



**UAI162** ↔ 400mm  
2



**UAI164** ↔ 290mm  
2



**UAI202** ↔ 195mm  
4



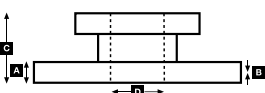
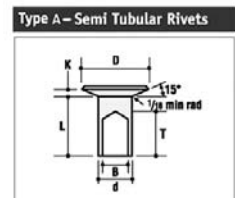
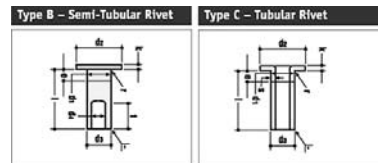
**UAI205** ↔ 205mm  
2



			A	B	C	D		Kg		ABS	
<b>BCR161A</b>			432	45.0	37.0	135	208	10xM16	35.0		✓
<b>BCR214A</b>			432	45.0	40.0	130	131	12x19 3xM12	36.0		
<b>BCR215A</b>			432	45.0	40.0	135	208	10xM16	37.0		
<b>BCR272A</b>			335	34.0	30.0	118	154	2xM8 10xM14x1,5	17.0		
<b>BCR330A</b>			335	34.0	30.0	93	90	10x15 2xM10	17.0		



Rivet Ref	Head Size	Shank Ø x Shank Length	Drawing type	Head Shape	T = tubular S = semi-tubular	Material	Material Description
<b>93058</b>	15.5	08x15	Type C	Flat	T (stepped)	STEEL	1 x FM RIVETS BAG INCLUDES 100 PCS
<b>93059</b>	15.5	08x18	Type C	Flat	T (stepped)	STEEL	1 x FM RIVETS BAG INCLUDES 100 PCS





# WVA



!

**...MAN****TGM Series**

12t 176-206kW	10/05→	F	<b>29 197 30,00 41 4</b>	4	29 197	FCV1792BFE	377	211	93	30			UAI132	<b>BCR331A</b>
		R	<b>29 197 30,00 41 4</b>	4	29 197	FCV1792BFE	377	211	93	30			UAI132	<b>BCR331A</b>
13-15t 176-206kW	03/06→	F	<b>29 197 30,00 41 4</b>	4	29 197	FCV1792BFE	377	211	93	30			UAI132	<b>BCR147A</b>
		R	<b>29 197 30,00 41 4</b>	4	29 197	FCV1792BFE	377	211	93	30			UAI132	<b>BCR147A</b>
18-26t 176-240kW	03/06→	F	<b>29 253 30,00 41 4</b>	4	29 253	FCV4296PTS	432	248	109	30				<b>BCR214A</b>
		R	<b>29 253 30,00 41 4</b>	4	29 253	FCV4296PTS	432	248	109	30				<b>BCR215A</b>

**TGS, TGX**

TGS, TGX 18-50 tons	10/07→	F	<b>29 253 30,00 41 4</b>	4	29 253	FCV4296PTS		248	109	30				<b>BCR214A</b>
		R	<b>29 253 30,00 41 4</b>	4	29 253	FCV4296PTS		248	109	30				<b>BCR215A</b>

**Underfloor-Series (U 90):**

14.272 U 198kW /269PS 19.322 U, UL 235kW /320PS 19.372 U, UL 272kW /370PS 19.422 U, UL 309kW /420PS	05/89→	F	<b>19 495 17,00 00 8</b>	8	19 495	MP/32/2	410	177	183	▶17,0		93059	UAI205	
		R	<b>19 496 17,00 00 8</b>	8	19 496	MP/36/2	410	177	223	▶17,0		93059	UAI205	

**Underfloor-Series:**

24.332 U, UL 24.362 U, UL 26.322 UNL 235kW /320PS 26.372 UNL 272kW /370PS 26.422 UNL 309kW /420PS	1986→	F	<b>19 495 17,00 00 8</b>	8	19 495	MP/32/2	410	177	183	▶17,0		93059	UAI205	
	05/89→	R	<b>17 238 17,00 00 8</b>	8	17 238	MP/30/2	410	175	143	▶17,0	Trailing axle	93058	UAI202	
		R	<b>19 496 17,00 00 8</b>	8	19 496	MP/36/2	410	177	223	▶17,0		93059	UAI205	

**MERCEDES-BENZ****Actros (2-Axle):**

1832 1836 1840 290kW /394PS 1841 1843 315kW /428PS 1844 1846 1848 350kW /476PS 1850 1853 390kW /530PS 1854 1857 420kW /571PS 1858 2031 230kW /313PS 2035 260kW /354PS 2040 290kW /394PS 2053 390kW /530PS	04/03→	F	<b>19 495 17,00 00 8</b>	8	19 495	MP/32/2	410	177	183	▶17,0	4x4	93059	UAI202	
		R	<b>19 496 17,00 00 8</b>	8	19 496	MP/36/2	410	177	223	▶17,0	4x4 and tipper	93059	UAI202	
	09/96→													
	04/03→													
	09/96→													
	04/03→													
	09/96→													
	04/03→													
	04/97→													
	04/03→													
	04/96→													
	04/97→													
	09/96→													
	04/96→													

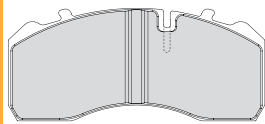
**Actros (3-Axle):**

2535 260kW /354PS 2543 315kW /428PS 2548 350kW /476PS 2553 390kW /530PS 2557 420kW /571PS 2631 230kW /313PS 2632 2635 260kW /354PS 2636 2640 290kW /394PS 2641 2643 315kW /428PS 2644 2646 2648 350kW /476PS 2650 2653 390kW /530PS 2654	09/96→	F	<b>19 495 17,00 00 8</b>	8	19 495	MP/32/2	410	177	183	▶17,0	6x6	93059	UAI202	
		R	<b>19 496 17,00 00 8</b>	8	19 496	MP/36/2	410	177	223	▶17,0	6x6 and tipper	93059	UAI202	
	04/97→													
	04/03→													
	04/97→													
	04/03→													
	09/96→													
	04/03→													
	04/97→													
	04/03→													
	09/96→													
	04/03→													
	09/96→													
	04/03→													

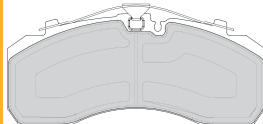




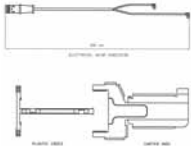
**29 197 30,00 41 4**  
4568 KNR SB/SN6



**29 253 30,00 41 4**  
4550 KNR SB/SN7



**UAI132** ↔ 400mm  
2



**UAI202** ↔ 195mm  
4



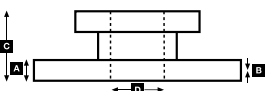
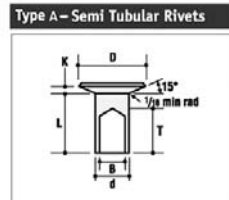
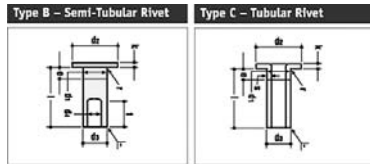
**UAI205** ↔ 205mm  
2



				<b>A</b>	<b>B</b>	<b>C</b>	<b>D</b>		<b>Kg</b>	
<b>BCR147A</b>			377	45.0	38.0	128	162	10xM14	23.0	
<b>BCR214A</b>			432	45.0	40.0	130	131	12x19 3xM12	36.0	
<b>BCR215A</b>			432	45.0	40.0	135	208	10xM16	37.0	
<b>BCR331A</b>			377	45.0	37.0	111	106	12x17	19.0	

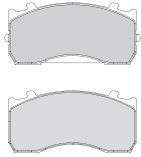


Rivet Ref	Head Size	Shank Ø x Shank Length	Drawing type	Head Shape	T = tubular S = semi-tubular	Material	Material Description
<b>93058</b>	15.5	08x15	Type C	Flat	T (stepped)	STEEL	1 x FM RIVETS BAG INCLUDES 100 PCS
<b>93059</b>	15.5	08x18	Type C	Flat	T (stepped)	STEEL	1 x FM RIVETS BAG INCLUDES 100 PCS

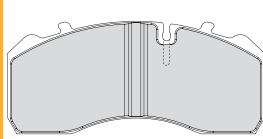




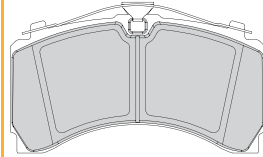
**29 183 27,00 41 3**  
4550 KNR SB/SN5



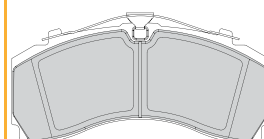
**29 197 30,00 41 4**  
4550 KNR SB/SN6



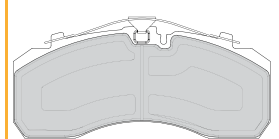
**29 244 35,00 41 3**  
7221 KNR-BREMSE SLZ



**29 246 35,00 41 3**  
7121 KNR-BREMSE SM7



**29 253 30,00 41 4**  
4550 KNR SB/SN7



**UAI202** ↔ 195mm

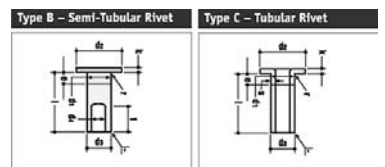
4



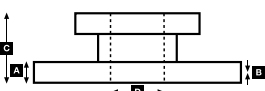
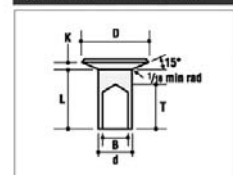
			<b>A</b>	<b>B</b>	<b>C</b>	<b>D</b>		<b>Kg</b>	
<b>BCR145A</b>		430	45.0	37.0	132	211	10xM14	34.2	
<b>BCR186A</b>		335	34.0	31.0	102	91.5	10x14,5	15.0	
<b>BCR187A</b>		335	34.0	31.0	111	131	8xM12	16.0	
<b>BCR188A</b>		335	34.0	28.0	111	152	8xM12	15.2	
<b>BCR189A</b>		377	45.0	37.0	134	105.7	14x14,5	24.0	
<b>BCR190A</b>		377	45.0	37.0	138	176	8xM14	26.4	
<b>BCR260A</b>		377	45.0	37.0	138	169	8xM14	26.4	
<b>BCR323A</b>		430	45.0	37.0	143	149	10x21 + 2xM12	34.9	



Rivet Ref	Head Size	Shank Ø x Shank Length	Drawing type	Head Shape	T = tubular S = semi-tubular	Material	Material Description
<b>93057</b>	15.5	08x12	Type C	Flat	T (stepped)	STEEL	1 x FM RIVETS BAG INCLUDES 100 PCS
<b>93058</b>	15.5	08x15	Type C	Flat	T (stepped)	STEEL	1 x FM RIVETS BAG INCLUDES 100 PCS
<b>93059</b>	15.5	08x18	Type C	Flat	T (stepped)	STEEL	1 x FM RIVETS BAG INCLUDES 100 PCS



Type A - Semi Tubular Rivets





# WVA



!

**...MERCEDES-BENZ****Axor**

1823→1843, 2523→2543, 2623→2628, 3228 170-315kW	01/02→	F	<b>29 253 30,00 41 4</b>	4	29 253	FCV4296PTS	430	248	109	30				<b>BCR145A</b>
		R	<b>29 253 30,00 41 4</b>	4	29 253	FCV4296PTS	430	248	109	30				<b>BCR145A</b>

**Econic**

1823 LL, 1828 LL, 2628 LL 170-205kW	03/98→	F	<b>29 253 30,00 41 4</b>	4	29 253	FCV4296PTS	430	248	109	30				<b>BCR145A</b>
		R	<b>29 253 30,00 41 4</b>	4	29 253	FCV4296PTS	430	248	109	30				<b>BCR145A</b>

**LK/LN2-Series (11 to)**

1114 AK 95-100kW	02/87→	F	<b>19 506 13,40 00 6</b>	4	19 844	MB/104/1	360	130	160	▶13,5		93058	UAI202	
1114 O, LO 95-100kW	12/85→			4	19 506	MB/105/2	360	172	160	▶13,4		93058	UAI202	
1114, L, K, S 95-100kW	03/84→	F	<b>19 506 15,40 00 6</b>	4	19 844	MB/113/1	364	131	160	▶15,5	10/88→	93058	UAI202	
1117 A 116-125kW	06/87→			4	19 506	MB/114/2	364	172	160	▶15,4		93058	UAI202	
1117 LO 125kW /170PS	03/96→	R	<b>19 506 13,40 00 6</b>	4	19 844	MB/104/1	360	130	160	▶13,5		93058	UAI202	
1117 O, LO 116-125kW	03/84→			4	19 506	MB/105/2	360	172	160	▶13,4		93058	UAI202	
1117 S, LS 116-125kW		R	<b>19 506 15,40 00 6</b>	4	19 844	MB/113/1	364	131	160	▶15,5	10/88→	93058	UAI202	
1117, L, K 116-125kW	04/84→			4	19 506	MB/114/2	364	172	160	▶15,4		93058	UAI202	
1117, L, K, S 125kW /170PS	03/96→													
1120 AF 150-155kW	02/87→													
1120 F 150-155kW	02/90→													
1120 L 125kW /170PS	08/84→													
1120 O, LO 150-155kW	02/92→													
1120, L 148-155kW	06/84→													
1124 AF 177kW /241PS	03/92→													
1124 F 155-177kW														
1120 S, LS 148-155kW	08/84→													

**LK/LN2-Series (12 to)**

1214	1994→	F	<b>19 506 15,40 00 6</b>	4	19 844	MB/113/1	364	131	160	▶15,5		93058	UAI202	
1217 KO 125kW /170PS	03/94→			4	19 506	MB/114/2	364	172	160	▶15,4		93058	UAI202	
1220	1994→	R	<b>19 506 15,40 00 6</b>	4	19 844	MB/113/1	364	131	160	▶15,5		93058	UAI202	
1224				4	19 506	MB/114/2	364	172	160	▶15,4		93058	UAI202	

**LK/LN2-Series (13 to)**

1314 AK 95-100kW	06/87→	F	<b>19 506 13,40 00 6</b>	4	19 844	MB/104/1	360	130	160	▶13,5		93058	UAI202	
1314, K, KO 95-100kW	07/84→			4	19 506	MB/105/2	360	172	160	▶13,4		93058	UAI202	
1317 AK 155kW /211PS	08/84→	F	<b>19 506 15,40 00 6</b>	4	19 844	MB/113/1	364	131	160	▶15,5	10/88→	93058	UAI202	
1317 K 125kW /170PS	07/84→			4	19 506	MB/114/2	364	172	160	▶15,4		93058	UAI202	
1317 KO 125kW /170PS	03/94→	R	<b>19 506 13,40 00 6</b>	4	19 844	MB/104/1	360	130	160	▶13,5		93058	UAI202	
1317 S 125kW /170PS	03/96→			4	19 506	MB/105/2	360	172	160	▶13,4		93058	UAI202	
1317, L, K 125kW /170PS		R	<b>19 506 15,40 00 6</b>	4	19 844	MB/113/1	364	131	160	▶15,5	10/88→	93058	UAI202	
1317, L, S, LS 116-125kW	08/84→			4	19 506	MB/114/2	364	172	160	▶15,4		93058	UAI202	
1320, L 125kW /170PS	10/84→													
1320, L, S, LS 148-155kW														
1324 L 150kW /204PS	01/91→													
1324, L, S, LS 170-177kW														

**LK/LN2-Series (15/16 to)**

1514, K, L 95-100kW	01/89→	F	<b>19 505 15,80 00 6</b>	4	19 505	MB/120/1	364	173	200	▶15,8		93057	UAI202	
1517 K 116-125kW				4	19 112	MB/121/1	364	130	200	▶15,8		93057	UAI202	
1517, L 116-125kW	10/88→	R	<b>19 505 15,80 00 6</b>	4	19 505	MB/120/1	364	173	200	▶15,8		93057	UAI202	
1517, L, K 125kW /170PS	03/96→			4	19 112	MB/121/1	364	130	200	▶15,8		93057	UAI202	
1520, L 150-155kW	01/89→													
1524, L 170-177kW	02/91→													
1614	1991→													
1617														

**LK/LN2-Series (6,5 to)**

709 63-66kW	03/84→06/87	F	<b>15 162 11,50 00 4</b>	4	15 162	MB/103/2	304	258	90	▶11,5		93057	UAI202	
709 K 63-66kW		R	<b>15 162 11,50 00 4</b>	4	15 162	MB/103/2	304	258	90	▶11,5		93057	UAI202	
709 63-66kW	07/87→	F	<b>15 162 13,50 00 4</b>	4	15 162	MB/116/2	308	258	90	▶13,5		93057	UAI202	
709 K 63-66kW	07/87→10/90	R	<b>15 162 13,50 00 4</b>	4	15 162	MB/116/2	308	258	90	▶13,5		93057	UAI202	
711	03/94→													





# WVA



!

**...MERCEDES-BENZ****LK/LN2-Series (7,5 to)**

809, K, 811, 814, L, K, S, 817	03/84→06/87	F	<b>17 278 11,50 00 4</b>	4	17 278	MB/96/2	304	258	105	▶11,5		93057	UAI202	
		R	<b>17 278 11,50 00 4</b>	4	17 278	MB/96/2	304	258	105	▶11,5		93057	UAI202	
809, K, 811, 814, L, K, S, 817	07/87→	F	<b>17 278 13,50 00 4</b>	4	17 278	MB/109/2	308	259	105	▶13,5		93057	UAI202	
		R	<b>17 278 13,50 00 4</b>	4	17 278	MB/109/2	308	259	105	▶13,5		93057	UAI202	

**LK/LN2-Series (8 & 8,6 to)**

809, K 63-66kW	03/84→06/87	F	<b>17 280 11,50 00 4</b>	4	17 280	MB/97/2	304	258	120	▶11,5		93057	UAI202	
		R	<b>17 280 11,50 00 4</b>	4	17 280	MB/97/2	304	258	120	▶11,5		93057	UAI202	
809, K 63-66kW 811, K	07/87→	F	<b>17 280 13,50 00 4</b>	4	17 280	MB/110/2	308	259	120	▶13,5		93057	UAI202	
	03/94→	R	<b>17 280 13,50 00 4</b>	4	17 280	MB/110/2	308	259	120	▶13,5		93057	UAI202	
814 F 817 F	05/86→	F	<b>17 280 11,50 00 4</b>	4	17 280	MB/97/2	304	258	120	▶11,5		93057	UAI202	
	03/96→	F	<b>17 280 13,50 00 4</b>	4	17 280	MB/110/2	308	259	120	▶13,5	7/87→	93057	UAI202	
		R	<b>17 287 11,50 00 4</b>	4	17 287	MB/102/2	304	258	135	▶11,5		93057	UAI202	
		R	<b>17 287 13,50 00 4</b>	4	17 287	MB/115/2	308	257	135	▶13,5	7/87→	93057	UAI202	
814, L, K, S 95-100kW 817, L, K, S, LS 116-125kW	03/84→06/87	F	<b>17 280 11,50 00 4</b>	4	17 280	MB/97/2	304	258	120	▶11,5		93057	UAI202	
	01/86→06/87	R	<b>17 287 11,50 00 4</b>	4	17 287	MB/102/2	304	258	135	▶11,5		93057	UAI202	
814, L, K, S 95-100kW 817, L, K, S, LS 116-125kW	07/87→	F	<b>17 280 13,50 00 4</b>	4	17 280	MB/110/2	308	259	120	▶13,5		93057	UAI202	
		R	<b>17 287 13,50 00 4</b>	4	17 287	MB/115/2	308	257	135	▶13,5		93057	UAI202	

**LK/LN2-Series (9 to)**

914 AK 95-100kW	02/87→	F	<b>17 290 15,40 00 6</b>	4	17 290	MB/111/2	364	172	130	▶15,4		93058		
		R	<b>17 290 15,40 00 6</b>	4	17 950	MB/112/1	364	131	130	▶15,5		93058		
914 AK 125kW /170PS	02/87→	R	<b>17 290 15,40 00 6</b>	4	17 290	MB/111/2	364	172	130	▶15,4		93058		
		R	<b>17 290 15,40 00 6</b>	4	17 950	MB/112/1	364	131	130	▶15,5		93058		
914 KO 95-100kW 917, K, KO 125kW /170PS	01/87→	F	<b>17 287 11,50 00 4</b>	4	17 287	MB/102/2	304	258	135	▶11,5		93057	UAI202	
	03/94→	F	<b>17 287 13,50 00 4</b>	4	17 287	MB/115/2	308	257	135	▶13,5	7/87→	93057	UAI202	
		R	<b>17 287 11,50 00 4</b>	4	17 287	MB/102/2	304	258	135	▶11,5		93057	UAI202	
		R	<b>17 287 13,50 00 4</b>	4	17 287	MB/115/2	308	257	135	▶13,5	7/87→	93057	UAI202	
914 O 100kW /136PS	12/86→02/93	F	<b>19 506 13,40 00 6</b>	4	19 844	MB/104/1	360	130	160	▶13,5		93058	UAI202	
		R	<b>19 506 13,40 00 6</b>	4	19 506	MB/105/2	360	172	160	▶13,4		93058	UAI202	
		F	<b>19 506 15,40 00 6</b>	4	19 844	MB/113/1	364	131	160	▶15,5	10/88→	93058	UAI202	
		R	<b>19 506 15,40 00 6</b>	4	19 506	MB/114/2	364	172	160	▶15,4		93058	UAI202	
		R	<b>17 290 13,40 00 6</b>	4	17 290	MB/98/2	360	172	130	▶13,4		93058		
		R	<b>17 290 15,40 00 6</b>	4	17 950	MB/99/2	360	130	130	▶13,5		93058		
914, K 95-100kW	03/84→06/87	F	<b>17 287 11,50 00 4</b>	4	17 287	MB/102/2	304	258	135	▶11,5		93057	UAI202	
		R	<b>17 287 11,50 00 4</b>	4	17 287	MB/102/2	304	258	135	▶11,5		93057	UAI202	
914, K 95-100kW	07/87→	F	<b>17 287 13,50 00 4</b>	4	17 287	MB/115/2	308	257	135	▶13,5		93057	UAI202	
		R	<b>17 287 13,50 00 4</b>	4	17 287	MB/115/2	308	257	135	▶13,5		93057	UAI202	
917 AF 116-125kW 917 AK 125kW /170PS	02/87→	F	<b>17 290 15,40 00 6</b>	4	17 290	MB/111/2	364	172	130	▶15,4		93058		
	03/94→	R	<b>17 290 15,40 00 6</b>	4	17 950	MB/112/1	364	131	130	▶15,5		93058		
		R	<b>17 290 15,40 00 6</b>	4	17 290	MB/111/2	364	172	130	▶15,4		93058		
		R	<b>17 290 15,40 00 6</b>	4	17 950	MB/112/1	364	131	130	▶15,5		93058		

**MB-Trac**

65/70, 800 48 - 72kW 700, 800, 900, 900 Turbo, 1000 48 - 72kW	1982→ 1976→	R	<b>29 581 15,00 40 4</b>	4	29 581	FDB143	374	90	74	15				<b>BCR156A</b>
		F	<b>29 581 15,00 40 4</b>	4	29 581	FDB143	374	90	74	15				<b>BCR156A</b>
		R	<b>29 581 15,00 40 4</b>	4	29 581	FDB143	374	90	74	15				<b>BCR156A</b>

**MK/SK-Series (17 to):**

1717 AK 125kW /170PS 1722 AK	09/89→08/94	F	<b>19 494 17,00 00 8</b>	8	19 494	MP/31/2	410	175	163	▶17,0		93059	UAI202	
	12/88→08/94	R	<b>19 496 17,00 00 8</b>	8	19 496	MP/36/2	410	177	223	▶17,0		93059	UAI202	
1726 AK 195kW /265PS 1729 AK 213kW /290PS 1735 AK	06/89→08/94													
	07/88→09/93 08/89→08/94													
1717, L, K 129kW /175PS 1720 S 155kW /211PS 1720, L	09/89→08/94	F	<b>19 495 17,00 00 8</b>	8	19 495	MP/32/2	410	177	183	▶17,0		93059	UAI202	
	02/90→08/94	R	<b>19 496 17,00 00 8</b>	8	19 496	MP/36/2	410	177	223	▶17,0		93059	UAI202	
1722, L, S, K 1726, L, S, LS, K 1729, L, S, LS, K	02/90→ 12/88→08/94													
	07/88→08/94													
1733, L, S, LS 1735, L, S, LS, K 1748, L, S, LS	01/89→07/92 07/88→08/94 07/88→07/92													







# WVA



!

**...MERCEDES-BENZ****MK/SK-Series (18 to):**

1820 AK 155kW /211PS	07/93→	F	<b>19 494 17,00 00 8</b>	8	19 494	MP/31/2	410	175	163	▶17,0		93059	UAI202	
1824 AK	01/94→	R	<b>19 496 17,00 00 8</b>	8	19 496	MP/36/2	410	177	223	▶17,0		93059	UAI202	
1824 K	08/92→													
1831 AK 230kW /313PS	05/91→													
1831 K 230kW /313PS	07/92→													
1838 AK	12/92→													
1838 K	12/90→													
1853 AK 390kW /530PS	01/96→													
1820 S 155kW /211PS	05/92→	F	<b>19 495 17,00 00 8</b>	8	19 495	MP/32/2	410	177	183	▶17,0		93059	UAI202	
1820, L 155kW /211PS	01/91→	R	<b>19 496 17,00 00 8</b>	8	19 496	MP/36/2	410	177	223	▶17,0		93059	UAI202	
1824, L 180kW /245PS	08/92→													
1827, L, S, LS 200kW /272PS	12/90→													
1831, L, S, LS 230kW /313PS														
1834, L, S, LS 250kW /340PS	01/91→													
1838, L, S, LS	12/90→													
1840 LS 280kW /381PS	07/91→07/92													
1844, L, S, LS 320kW /435PS	11/91→													
1850, L, S, LS	12/90→													
1853, L, S, LS 390kW /530PS	01/96→													

**MK/SK-Series (19 to):**

1922 AK	08/89→08/94	F	<b>19 494 17,00 00 8</b>	8	19 494	MP/31/2	410	175	163	▶17,0		93059	UAI202	
1929 A	07/88→08/94	R	<b>19 496 17,00 00 8</b>	8	19 496	MP/36/2	410	177	223	▶17,0		93059	UAI202	
1929 AS, AK														
1935 AS, AK	05/89→08/94													
1922, S, K	05/89→08/94	F	<b>19 495 17,00 00 8</b>	8	19 495	MP/32/2	410	177	183	▶17,0		93059	UAI202	
1929, L, S, K	07/88→08/94	R	<b>19 496 17,00 00 8</b>	8	19 496	MP/36/2	410	177	223	▶17,0		93059	UAI202	
1935 K	05/89→08/94													
1935, S 269kW /366PS														
1948	09/88→07/92													

**MK/SK-Series (20 to):**

2024, K, AK 180kW /245PS	02/93→	F	<b>19 494 17,00 00 8</b>	8	19 494	MP/31/2	410	175	163	▶17,0		93059	UAI202	
2031 A	03/92→	R	<b>19 495 17,00 00 8</b>	8	19 495	MP/32/2	410	177	183	▶17,0		93059	UAI202	
2031, A, S, AS 230kW /313PS														
2038 AS 320kW /435PS	12/92→													
2038, S, AS 280kW /381PS	11/91→													
2044, S 320kW /435PS	01/92→													
2050, S	01/91→													

**MK/SK-Series (22 to):**

2220 L (6x2/4) 147kW /200PS	1989→	F1	<b>19 494 17,00 00 8</b>	8	19 494	MP/31/2	410	175	163	▶17,0		93059	UAI202	
		F2	<b>19 494 17,00 00 8</b>	8	19 494	MP/31/2	410	175	163	▶17,0		93059	UAI202	
		R	<b>19 495 17,00 00 8</b>	8	19 495	MP/32/2	410	177	183	▶17,0		93059	UAI202	

**MK/SK-Series (24 to) 6x2:**

2429, L	07/88→08/94	F	<b>19 495 17,00 00 8</b>	8	19 495	MP/32/2	410	177	183	▶17,0		93059	UAI202	
2433, L	05/89→07/92	R	<b>19 496 17,00 00 8</b>	8	19 496	MP/36/2	410	177	223	▶17,0		93059	UAI202	
2435, L	07/88→08/94	R	<b>19 494 17,00 00 8</b>	8	19 494	MP/31/2	410	175	163	▶17,0	Auxiliary code	93059	UAI202	
2448, L	07/88→07/92													

**MK/SK-Series (24 to) 6x4:**

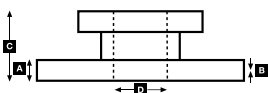
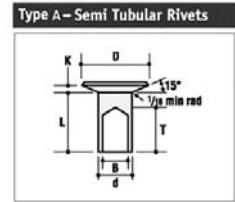
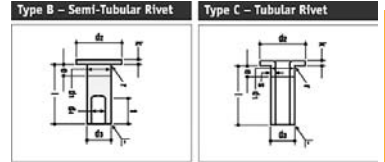
2422, K, B	09/89→08/94	F	<b>19 495 17,00 00 8</b>	8	19 495	MP/32/2	410	177	183	▶17,0		93059	UAI202	
2426, B 195kW /265PS	01/90→08/94	R	<b>19 495 17,00 00 8</b>	8	19 495	MP/32/2	410	177	183	▶17,0		93059	UAI202	
2429, S, K	07/88→08/94													
2433 K 249kW /330PS	09/89→07/92													
2435, S, K	07/88→08/94													
2448 S	07/88→07/92													



**UAI202**    ↔ 195mm  
 4



Rivet Ref	Head Size	Shank Ø x Shank Length	Drawing type	Head Shape	T = tubular S = semi-tubular	Material	Material Description
<b>93059</b>	15.5	08x18	Type C	Flat	T (stepped)	STEEL	1 x FM RIVETS BAG INCLUDES 100 PCS





# WVA



!

**...MERCEDES-BENZ****MK/SK-Series (24 to):**

2420, L (6x2/2/4)	02/90→08/94	F	<b>19 495 17,00 00 8</b>	8	19 495	MP/32/2	410	177	183	▶17,0		93059	UAI202	
2422, L (6x2/2/4)	09/89→08/94	R	<b>19 496 17,00 00 8</b>	8	19 496	MP/36/2	410	177	223	▶17,0		93059	UAI202	
2426 L (6x2/4)	02/90→08/94	R	<b>19 495 17,00 00 8</b>	8	19 495	MP/32/2	410	177	183	▶17,0	Auxiliary axle	93059	UAI202	
2429 S, LS (6x2/4)	07/88→08/94													
2433 S, LS (6x2/4)	05/89→07/92													
2435 S, LS (6x2/2/4)	07/88→08/94													
2448 LS (6x2/4)	07/88→07/92													

**MK/SK-Series (25 to) 6x4:**

2524, K 180kW /245PS	06/92→	F	<b>19 495 17,00 00 8</b>	8	19 495	MP/32/2	410	177	183	▶17,0		93059	UAI202	
2527 B 200kW /272PS	03/91→	R	<b>19 495 17,00 00 8</b>	8	19 495	MP/32/2	410	177	183	▶17,0		93059	UAI202	
2527, K 200kW /272PS	10/93→													
2534 K 250kW /340PS	01/91→													
2538	03/91→													
2538 K														
2550 S	01/91→													
2553 S 390kW /530PS	01/96→													

**MK/SK-Series (25 to):**

2524, L (6x2/2/4)	06/92→	F	<b>19 495 17,00 00 8</b>	8	19 495	MP/32/2	410	177	183	▶17,0		93059	UAI202	
2527 L (6x2/4)	09/92→	R	<b>19 496 17,00 00 8</b>	8	19 496	MP/36/2	410	177	223	▶17,0		93059	UAI202	
2531, L (6x2/2/4)	12/90→		<b>19 495 17,00 00 8</b>	8	19 495	MP/32/2	410	177	183	▶17,0	Auxiliary axle	93059	UAI202	
2534 S, LS (6x2/4) 250kW/340PS	01/91→													
2538 S (6x2/4) 370kW/503PS	03/91→													
2538 S, LS (6x2/4)														
2534, L (6x2) 250kW /340PS	01/91→	F	<b>19 495 17,00 00 8</b>	8	19 495	MP/32/2	410	177	183	▶17,0		93059	UAI202	
2538 (6x2) 370kW /503PS	03/91→	R	<b>19 496 17,00 00 8</b>	8	19 496	MP/36/2	410	177	223	▶17,0		93059	UAI202	
2538, L (6x2) 280kW /381PS			<b>19 494 17,00 00 8</b>	8	19 494	MP/31/2	410	175	163	▶17,0	Auxiliary axle	93059	UAI202	
2538, L (6x4/6x2) 320kW/435PS														
2544, L, S (6x2) 320kW/435PS	01/92→													
2550, L (6x2)	01/91→													
2553, L (6x2) 390kW/530PS	01/96→													

**MK/SK-Series (26 to) 6x4:**

2629 B	07/88→08/94	F	<b>19 495 17,00 00 8</b>	8	19 495	MP/32/2	410	177	183	▶17,0		93059	UAI202	
2629 K		R	<b>19 495 17,00 00 8</b>	8	19 495	MP/32/2	410	177	183	▶17,0		93059	UAI202	
2629, S														
2631	06/92→													
2631 S, B 230kW /313PS														
2635, S, K	07/88→08/94													
2638, S, K	09/91→													
2644, S 320kW /435PS	01/92→													
2648 S	12/88→07/92													
2650, S 370kW /503PS	07/92→													

**MK/SK-Series (26 to) 6x6:**

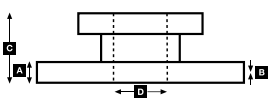
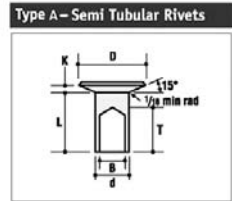
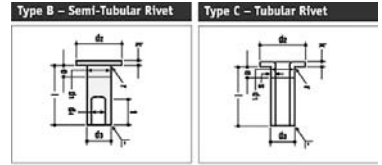
2629 A	07/88→08/94	F	<b>19 494 17,00 00 8</b>	8	19 494	MP/31/2	410	175	163	▶17,0		93059	UAI202	
2629 AK		R	<b>19 495 17,00 00 8</b>	8	19 495	MP/32/2	410	177	183	▶17,0		93059	UAI202	
2629 AS														
2631 A 230kW /313PS	06/92→													
2631 AK 230kW /313PS														
2631 AS 230kW /313PS														
2635 A	02/90→08/94													
2635 AK														
2635 AS	02/90→													
2638 AK	09/91→													
2638 AS	07/92→													
2632 for Eaton-axle		F	<b>19 494 17,00 00 8</b>	8	19 494	MP/31/2	410	175	163	▶17,0		93059	UAI202	
		R	<b>19 896 18,00 00 8</b>	8	19 896	AX/14/6	419	196	178	18,0		93683		



**UAI202** ↔ 195mm  
 4



Rivet Ref	Head Size	Shank Ø x Shank Length	Drawing type	Head Shape	T = tubular S = semi-tubular	Material	Material Description
<b>93059</b>	15.5	08x18	Type C	Flat	T (stepped)	STEEL	1 x FM RIVETS BAG INCLUDES 100 PCS
<b>93863</b>							





# WVA



!

**...MERCEDES-BENZ****MK/SK-Series (32 to):**

3228 B, K (8x4/4) 206kW /280PS	1989→	F1	<b>19 494 17,00 00 8</b>	8	19 494	MP/31/2	410	175	163	▶17,0		93059	UAI202	
		F2	<b>19 494 17,00 00 8</b>	8	19 494	MP/31/2	410	175	163	▶17,0		93059	UAI202	
		R1	<b>17 238 17,00 00 8</b>	8	17 238	MP/30/2	410	175	143	▶17,0		93058	UAI202	
		R2	<b>17 238 17,00 00 8</b>	8	17 238	MP/30/2	410	175	143	▶17,0		93058	UAI202	
3236 A (6x6) 261kW /355PS 3250 A (6x6) 368kW /500PS	1989→	F	<b>19 494 17,00 00 8</b>	8	19 494	MP/31/2	410	175	163	▶17,0		93059	UAI202	
		R1	<b>19 494 17,00 00 8</b>	8	19 494	MP/31/2	410	175	163	▶17,0		93059	UAI202	
		R2	<b>19 494 17,00 00 8</b>	8	19 494	MP/31/2	410	175	163	▶17,0		93059	UAI202	

**MK/SK-Series (32-35 to):**

3229	09/89→08/94	F	<b>19 495 17,00 00 8</b>	8	19 495	MP/32/2	410	177	183	▶17,0		93059	UAI202	
3229 K, B	09/89→07/92	R	<b>19 495 17,00 00 8</b>	8	19 495	MP/32/2	410	177	183	▶17,0		93059	UAI202	
3233 K, B 250kW /340PS	10/90→07/92													
3234 K, B 250kW /340PS	02/92→													
3235 260kW /354PS	10/88→07/92													
3235 K 260kW /354PS	07/87→07/92													
3238	10/90→													
3253 390kW /530PS	01/96→													
3534 K 250kW /340PS	10/93→													
3535 AK	02/90→08/94													
3535 K, B	10/88→08/94													
3538 AK	03/91→													
3538 K														
3550 S	05/92→													

**MK/SK-Series (32-38 to):**

3250 AF (6x6) 368kW /500PS 3850 A (6x6) 368kW /500PS 3850 AS (6x6) 368kW /500PS	1989→	F	<b>19 494 17,00 00 8</b>	8	19 494	MP/31/2	410	175	163	▶17,0		93059	UAI202	
		R	<b>19 495 17,00 00 8</b>	8	19 495	MP/32/2	410	177	183	▶17,0		93059	UAI202	

**MK-Series (14 to):**

1417 A, AK 1417, K	09/89→	F	<b>19 494 17,00 00 8</b>	8	19 494	MP/31/2	410	175	163	▶17,0		93059	UAI202	
	07/89→	R	<b>19 494 17,00 00 8</b>	8	19 494	MP/31/2	410	175	163	▶17,0		93059	UAI202	
1420, L, LS 155kW /211PS	02/90→													
1422 230kW /313PS	02/93→08/94													
1422 F	07/89→08/94													
1422 LS 200kW /272PS	02/93→08/94													
1422, L, S, LS	06/89→08/94													
1424, L, S, LS	02/93→													
1426 S, LS	06/89→09/93													
1427 F	02/93→													

**NG-Series (10 to):**

1013 A, AK, KO 96kW /130PS 1017 A 124kW /168PS 1017 AF 124kW /168PS 1017 AK 124kW /168PS 1017 AS 124kW /168PS 1017 KO, F 124kW /168PS 1019, F, AF 140kW /190PS	02/76→12/86	F	<b>17 682 17,00 60 8</b>	8	17 682	MP/29/1	410	175	123	▶17,0		93059		
	11/75→02/91	R	<b>17 682 17,00 60 8</b>	8	17 682	MP/29/1	410	175	123	▶17,0		93059		
	11/75→09/85													
	02/76→12/84													
	04/77→09/85													
	11/75→09/85													
	1976→1986													

**NG-Series (12 to):**

1213 AKO, K, AK 96kW /130PS 1213, A, S, AS, KO 96kW /130PS 1217 KO, K, AK 124kW /168PS 1217, L, A, S, LS, AS 124kW /168PS	09/75→05/86	F	<b>17 682 17,00 60 8</b>	8	17 682	MP/29/1	410	175	123	▶17,0		93059		
	09/75→09/85	R	<b>17 682 17,00 60 8</b>	8	17 682	MP/29/1	410	175	123	▶17,0		93059		
1214, A 100kW /136PS	1986→1988	F	<b>17 238 17,00 00 8</b>	8	17 238	MP/30/2	410	175	143	▶17,0		93058	UAI202	
1217 CA 125kW /170PS	1983→1988	R	<b>17 238 17,00 00 8</b>	8	17 238	MP/30/2	410	175	143	▶17,0		93058	UAI202	
1219 A 141kW /192PS	09/75→12/82													
1219 AK 141kW /192PS	09/75→12/84													
1219, S, F, AF, K 141kW /192PS	09/75→09/84													
1222 A 159kW /216PS	05/82→10/90													
1225 AF 184kW /250PS	1983→1988													
1222 F, AF 159kW /216PS	05/82→12/91	F	<b>17 682 17,00 60 8</b>	8	17 682	MP/29/1	410	175	123	▶17,0		93059		
1222, S 159kW /216PS	07/82→02/90	R	<b>17 238 17,00 00 8</b>	8	17 238	MP/30/2	410	175	143	▶17,0		93058	UAI202	

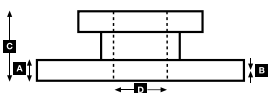
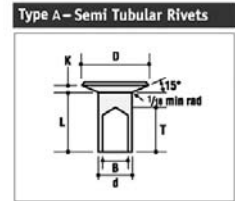
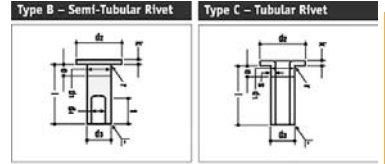




**UAI202** ↔ 195mm  
 4



Rivet Ref	Head Size	Shank Ø x Shank Length	Drawing type	Head Shape	T = tubular S = semi-tubular	Material	Material Description
<b>93058</b>	15.5	08x15	Type C	Flat	T (stepped)	STEEL	1 x FM RIVETS BAG INCLUDES 100 PCS
<b>93059</b>	15.5	08x18	Type C	Flat	T (stepped)	STEEL	1 x FM RIVETS BAG INCLUDES 100 PCS





# WVA



!

**...MERCEDES-BENZ****NG-Series (14 to):**

1414, K 100kW /136PS	04/84→03/91	F	<b>17 238 17,00 00 8</b>	8	17 238	MP/30/2	410	175	143	▶17,0		93058	UAI202	
1417 C, CA, CK, CAK		R	<b>17 238 17,00 00 8</b>	8	17 238	MP/30/2	410	175	143	▶17,0		93058	UAI202	
1419 C, CL 141kW /192PS	05/83→06/85													
1420, L 150kW /204PS	07/85→03/91													
1422, L, S, LS, F 159kW/216PS	05/82→10/90													
1425 S, LS 184kW /250PS	11/82→03/91													

**NG-Series (16 to):**

1614, K 100kW /136PS	04/84→03/91	F	<b>19 494 17,00 00 8</b>	8	19 494	MP/31/2	410	175	163	▶17,0		93059	UAI202	
1617, C, S, K, L 125kW/170PS	1989→1991	R	<b>19 494 17,00 00 8</b>	8	19 494	MP/31/2	410	175	163	▶17,0		93059	UAI202	
1620, L 150kW /204PS	07/85→03/91													
1622 K, AK 159kW /216PS	05/82→10/89													
1622 S 159kW /216PS	05/82→03/91													
1622, L														
1628 A 206kW /280PS	01/80→05/89													
1617 C, CL, CS, CK, CAK 125kW/170PS	04/84→03/91	F	<b>17 238 17,00 00 8</b>	8	17 238	MP/30/2	410	175	143	▶17,0		93058	UAI202	
1619 C, CL 141kW /192PS	06/83→06/85	R	<b>19 494 17,00 00 8</b>	8	19 494	MP/31/2	410	175	163	▶17,0		93059	UAI202	
1625 AK 184kW /250PS	10/80→11/89													
1625, K, L, S, LS 184kW/250PS	05/80→10/89	F	<b>19 494 17,00 00 8</b>	8	19 494	MP/31/2	410	175	163	▶17,0		93059	UAI202	
		R	<b>19 495 17,00 00 8</b>	8	19 495	MP/32/2	410	177	183	▶17,0		93059	UAI202	
1628, L, S, LS 206kW /280PS	01/80→05/89	F	<b>19 494 17,00 00 8</b>	8	19 494	MP/31/2	410	175	163	▶17,0		93059	UAI202	
1633, L, S, LS 243kW /330PS	10/80→05/87	R	<b>19 494 17,00 00 8</b>	8	19 494	MP/31/2	410	175	163	▶17,0		93059	UAI202	
1635, L, S, LS, K 260kW/354PS	02/86→07/89	R	<b>19 495 17,00 00 8</b>	8	19 495	MP/32/2	410	177	183	▶17,0	Opt.	93059	UAI202	
1636, L, S, LS 261kW /355PS	12/83→03/91													
1638, S, LS 276kW /375PS	11/80→12/86													
1644, S, LS 320kW /435PS	06/86→08/89													

**NG-Series (19 to):**

1922 159kW /216PS	10/81→10/90	F	<b>19 494 17,00 00 8</b>	8	19 494	MP/31/2	410	175	163	▶17,0		93059	UAI202	
1922 S, K, AK 141kW /192PS	10/81→03/91	R	<b>19 495 17,00 00 8</b>	8	19 495	MP/32/2	410	177	183	▶17,0		93059	UAI202	
1928 A, S, LS, AS, K, AK 206kW/280PS	01/80→03/91													
1928, L 206kW /280PS	01/80→05/89													
1933, S, LS 243kW /330PS	11/80→03/91													
1935 AK	09/87→03/91													
1935, S, LS 260kW /354PS	02/86→09/89													
1936, S, LS, AS, K, AK 261kW/355PS	10/81→03/91													
1938, S, LS 276kW /375PS	11/80→06/90													
1944, S, LS 320kW /435PS	10/85→12/89													

**NG-Series (20 to):**

2025 S 184kW /250PS	08/83→03/91	F	<b>19 494 17,00 00 8</b>	8	19 494	MP/31/2	410	175	163	▶17,0		93059	UAI202	
2028 LS 206kW /280PS	01/80→06/89	R	<b>19 495 17,00 00 8</b>	8	19 495	MP/32/2	410	177	183	▶17,0		93059	UAI202	
2033 LS 243kW /330PS	12/81→05/87													
2035 S, LS 260kW /354PS	06/86→07/89													
2036 LS 261kW /355PS	03/84→03/91													
2028 A (6x6) 206kW /280PS	1980→1991	F	<b>19 494 17,00 00 8</b>	8	19 494	MP/31/2	410	175	163	▶17,0		93059	UAI202	
		R	<b>19 494 17,00 00 8</b>	8	19 494	MP/31/2	410	175	163	▶17,0		93059	UAI202	

**NG-Series (22 to):**

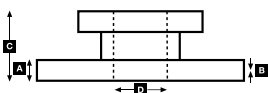
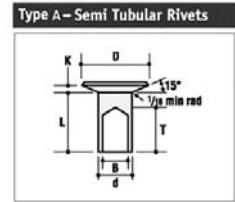
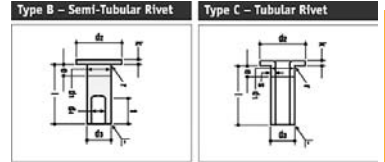
2219 C, CL 141kW /192PS	02/83→09/85	F	<b>19 494 17,00 00 8</b>	8	19 494	MP/31/2	410	175	163	▶17,0		93059	UAI202	
2220, L 147kW /200PS	→1988	R	<b>19 494 17,00 00 8</b>	8	19 494	MP/31/2	410	175	163	▶17,0		93059	UAI202	
2222, L 159kW /216PS	05/82→03/91	R	<b>17 238 17,00 00 8</b>	8	17 238	MP/30/2	410	175	143	▶17,0	Auxiliary axle	93058	UAI202	
2219, L, K, KO 141kW /192PS	06/76→01/87	F	<b>19 494 17,00 00 8</b>	8	19 494	MP/31/2	410	175	163	▶17,0		93059	UAI202	
2220 (6x2/4) 147kW /200PS	1975→1984	R	<b>19 494 17,00 00 8</b>	8	19 494	MP/31/2	410	175	163	▶17,0		93059	UAI202	
2222 (6x2/4) 162kW /220PS														
2228, S 206kW /280PS	12/79→03/91													
2233, S 243kW /330PS	11/80→05/87													
2235 K 260kW /354PS	03/86→07/89													
2236 S 261kW /355PS	12/84→03/91													
2238 S 276kW /375PS	01/81→12/86													
2244 S 320kW /435PS	10/85→07/89													
2220, L 150kW /204PS	07/85→03/91	F	<b>19 494 17,00 00 8</b>	8	19 494	MP/31/2	410	175	163	▶17,0		93059	UAI202	
		R	<b>19 495 17,00 00 8</b>	8	19 495	MP/32/2	410	177	183	▶17,0		93059	UAI202	



**UAI202**    ↔ 195mm  
 4



Rivet Ref	Head Size	Shank Ø x Shank Length	Drawing type	Head Shape	T = tubular S = semi-tubular	Material	Material Description
<b>93058</b>	15.5	08x15	Type C	Flat	T (stepped)	STEEL	1 x FM RIVETS BAG INCLUDES 100 PCS
<b>93059</b>	15.5	08x18	Type C	Flat	T (stepped)	STEEL	1 x FM RIVETS BAG INCLUDES 100 PCS





# WVA



!

**...MERCEDES-BENZ****...NG-Series (22 to):**

2222 B, K	05/82→03/91	F	<b>19 494 17,00 00 8</b>	8	19 494	MP/31/2	410	175	163	▶17,0		93059	UAI202	
2225 184kW /250PS	04/85→03/91	R	<b>17 238 17,00 00 8</b>	8	17 238	MP/30/2	410	175	143	▶17,0		93058	UAI202	
2225 B 184kW /250PS	08/83→03/91													
2228, L 206kW /280PS	12/79→03/91	F	<b>19 494 17,00 00 8</b>	8	19 494	MP/31/2	410	175	163	▶17,0		93059	UAI202	
2232 L (6x2) 243kW /330PS	1980→1986	R	<b>19 495 17,00 00 8</b>	8	19 495	MP/32/2	410	177	183	▶17,0		93059	UAI202	
2233, L 243kW /330PS	11/80→05/87	R	<b>19 494 17,00 00 8</b>	8	19 494	MP/31/2	410	175	163	▶17,0	Auxiliary axle	93059	UAI202	
2235, L, S, LS 260kW /354PS	03/86→07/89													
2236 261kW /355PS	09/82→03/91													
2238, L 276kW /375PS	01/81→12/86													
2244, L 320kW /435PS	10/85→07/89													

**NG-Series (24 to):**

2419, K (6x4)	1975→	F	<b>19 494 17,00 00 8</b>	8	19 494	MP/31/2	410	175	163	▶17,0		93059	UAI202	
2421, K (6x4)	1982→	R	<b>17 238 17,00 00 8</b>	8	17 238	MP/30/2	410	175	143	▶17,0		93058	UAI202	

**NG-Series (26 to):**

2624 A, AK (6x6) 177kW /240PS	→1989	F	<b>19 494 17,00 00 8</b>	8	19 494	MP/31/2	410	175	163	▶17,0		93059	UAI202	
2624, S, K (6x4) 177kW /240PS		R1	<b>19 494 17,00 00 8</b>	8	19 494	MP/31/2	410	175	163	▶17,0		93059	UAI202	
2626 AK, A, AS, AB, LAK (6x6) 191kW/260PS	1973→1989	R2	<b>19 494 17,00 00 8</b>	8	19 494	MP/31/2	410	175	163	▶17,0	Trailing axle	93059	UAI202	
2626, K, B, LK, S (6x4) 191kW/260PS														
2628 A 331kW /450PS	01/90→03/91													
2628 A, AS, AK 206kW/280PS	02/80→03/91													
2628 B 206kW /280PS	02/80→08/89													
2628, S, K 206kW /280PS	02/80→03/91													
2632 A, AS (6x6) 236kW/320PS	1973→1989													
2632 AK, LAK (6x6) 236kW/320PS														
2633, S 243kW /330PS	05/82→05/87													
2635 S, AS, AK 269kW/366PS	09/87→03/91													
2635, S 260kW /354PS	04/86→03/91													
2636 A	11/81→03/91													
2636 AS, AK 261kW /355PS														
2636, S, K 261kW /355PS														
2638 S 276kW /375PS	01/81→12/86													
2644 S 320kW /435PS	10/85→02/90													

**NG-Series (30/32 to):**

3025 B	12/85→07/87	F	<b>19 494 17,00 00 8</b>	8	19 494	MP/31/2	410	175	163	▶17,0		93059	UAI202	
3228 B 206kW /280PS	07/87→03/91	R	<b>17 238 17,00 00 8</b>	8	17 238	MP/30/2	410	175	143	▶17,0		93058	UAI202	
3025 K 184kW /250PS	12/85→07/87	F	<b>19 494 17,00 00 8</b>	8	19 494	MP/31/2	410	175	163	▶17,0		93059	UAI202	
3028 K, B 206kW /280PS	07/87→03/91	R	<b>19 494 17,00 00 8</b>	8	19 494	MP/31/2	410	175	163	▶17,0		93059	UAI202	
3228 K 206kW /280PS	1989→1991													
3229 B, K (8x4/4) 213kW/290PS	1989→1991													
3236 A (8x8) 261kW /355PS														
3250 A 368kW /500PS	09/85→08/94													
3038 S (6x4) 276kW /375PS	1989→1991	F	<b>19 495 17,00 00 8</b>	8	19 495	MP/32/2	410	177	183	▶17,0		93059	UAI202	
3235, K (8x4/4) 269kW/366PS		R1	<b>19 495 17,00 00 8</b>	8	19 495	MP/32/2	410	177	183	▶17,0		93059	UAI202	
		R2	<b>19 495 17,00 00 8</b>	8	19 495	MP/32/2	410	177	183	▶17,0	Trailing axle	93059	UAI202	

**NG-Series (32 to):**

3250 AF 368kW/500PS	09/85→08/94	F	<b>19 494 17,00 00 8</b>	8	19 494	MP/31/2	410	175	163	▶17,0		93059	UAI202	
		R	<b>19 495 17,00 00 8</b>	8	19 495	MP/32/2	410	177	183	▶17,0		93059	UAI202	

**NG-Series (32-48 to):**

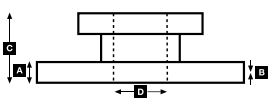
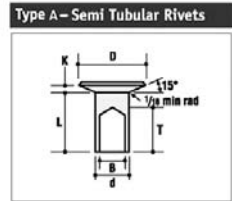
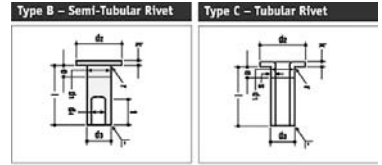
3229, B, K (8x4/4)	1983→1988	F	<b>19 494 17,00 00 8</b>	8	19 494	MP/31/2	410	175	163	▶17,0		93059	UAI202	
3235, K (8x4/4)		R	<b>19 494 17,00 00 8</b>	8	19 494	MP/31/2	410	175	163	▶17,0		93059	UAI202	
3328 (8x4/2) 206kW /280PS														
3328 B, K 206kW /280PS	07/82→07/87													
3336 AK 261kW /355PS	09/86→11/91													
3336, S, K 261kW /355PS	12/82→11/91													
3528 B, K (8x4/4) 260kW/354PS	1989→1991													
3536 (8x4/4) 261kW /355PS	1983→1988													
3850 AS (8x8) 368kW /500PS														
4050 A (8x8) 368kW /500PS														
4850 A (8x8) 368kW /500PS														



**UAI202**      ↔ 195mm  
 4



Rivet Ref	Head Size	Shank Ø x Shank Length	Drawing type	Head Shape	T = tubular S = semi-tubular	Material	Material Description
<b>93058</b>	15.5	08x15	Type C	Flat	T (stepped)	STEEL	1 x FM RIVETS BAG INCLUDES 100 PCS
<b>93059</b>	15.5	08x18	Type C	Flat	T (stepped)	STEEL	1 x FM RIVETS BAG INCLUDES 100 PCS





# WVA



!



## ...MERCEDES-BENZ

### NG-Series (35 to):

3535 AK 260kW /354PS 3535 K	09/87→02/90	F	<b>19 495 17,00 00 8</b>	8	19 495	MP/32/2	410	177	183	▶17,0		93059	UAI202	
3850 A 368kW /486PS	09/87→01/89 09/85→08/94	R	<b>19 495 17,00 00 8</b>	8	19 495	MP/32/2	410	177	183	▶17,0		93059	UAI202	

### NG-Series (38 to):

3824 (6x4, 6x6)	1984→	F	<b>17 285 10,00 60 8</b>	8	17 285	BC/2/1	440	190	140	10,0		93059		
		F	<b>19 494 17,00 00 8</b>	8	19 494	MP/31/2	410	175	163	▶17,0	Opt.	93059	UAI202	
		R	<b>19 160 15,00 00 8</b>	8	19 160	MB/51/1	440	186	170	15,0		93059		
		R	<b>19 494 17,00 00 8</b>	8	19 494	MP/31/2	410	175	163	▶17,0	Opt.	93059	UAI202	

### Powerliner Series

1820, 1827, 1831, 1834, 838, 1844, 1850 - 22.5" wheel size Knorr SB/SN7...	01/91→	F	<b>29 253 30,00 41 4</b>	4	29 253	FCV4296PTS	430	248	109	30				BCR145A
---	--------	---	--------------------------	---	--------	------------	-----	-----	-----	----	--	--	--	---------

### Unimog

120, 1300, 1500, 1700 L 177kW 90, 110, 140, 600, 650/L, 1100 T, 1250, 1650 L, 1700/T, 1750/L, 2100, 2150/L, 2400, 2450/ L 177kW 1600, 1650 177kW	1974→04/92	F	<b>29 764 20,30 41 6</b>	8	29 764	FCV958	374	150	81	20				BCR156A
	05/92→	F	<b>29 764 20,30 41 6</b>	8	29 764	FCV958	374	150	81	20				BCR156A
				<b>29 764 20,30 41 6</b>	8	29 764	FCV958	374	150	81	20			
54, 65, 66, 70, 80, 84, 90, 100, 110, 125 40-125kW	1973→04/92	R	<b>29 581 15,00 40 4</b>	4	29 581	FDB143	374	89.7	73.8	15				BCR156A
		R	<b>29 581 15,00 40 4</b>	4	29 581	FDB143	374	89.7	73.8	15	Opt 19mm Thick			BCR156A
120, 1300, 1500, 1700 L 115kW 90, 110, 140, 600, 650/L, 1100 T, 1250, 1650 L, 1700/T, 1750/L, 2100, 2150/L, 2400, 2450/ L 115kW	1974→04/92	R	<b>29 765 20,30 41 3</b>	4	29 765	FCV959	374	150	81	20				BCR156A
	05/92→	R	<b>29 765 20,30 41 3</b>	4	29 765	FCV959	374	150	81	20				BCR156A
72, 800L 53 - 72kW 900, 1000, 1100, 1200, 1300 L, 1300 LL 62 -125kW	1977→04/92	R	<b>29 581 15,00 40 4</b>	4	29 581	FDB143	374	89.7	73.8	15				BCR156A
		R	<b>29 581 15,00 40 4</b>	4	29 581	FDB143	374	89.7	73.8	15	Opt 19mm Thick			BCR156A
	1978→04/92	R	<b>29 581 15,00 40 4</b>	4	29 581	FDB143	374	89.7	73.8	15				BCR156A
		R	<b>29 581 15,00 40 4</b>	4	29 581	FDB143	374	89.7	73.8	15	Opt 19mm Thick			BCR156A

## NISSAN

### Eco-T / Ateon Range

100 L35/50 135 L 60/70/80 - M90	01/97→	F	<b>20 984 17,00 41 5*</b>	4	20 984	FVR792		167	62	17	* use/verwenden FVR792			DDF1016
			<b>29 039 22,00 40 4</b>	4	29 039	FCV702		177	78	22				
		R	<b>29 039 22,00 40 4</b>	4	29 039	FCV702		177	78	22				
160 - 110/130 - 200	01/97→	F	<b>29 099 25,00 41 4</b>	4	29 099	FCV1159B		214	112	25				
		R	<b>29 099 25,00 41 4</b>	4	29 099	FCV1159B		214	112	25				

### Trade

2.0, 2.8 Diesel, 2.8 i, 3.0, 75, 100 →78kW	01/87→	F	<b>20 984 17,00 41 5*</b>	4	20 984	FVR792		167	62	17	* use/verwenden FVR792			DDF1016
			<b>29 706 17,00 40 3*</b>	4	29 706	FVR791		167	62	17	* use/verwenden FVR791			DDF668

## PEGASO

### All

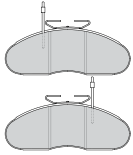
1214.14	1987→	R	<b>19 877 16,20 60 6</b>	4	19 878	PD/7/1	410	160	160	▶16,2		93049		
			<b>19 877 16,20 60 6</b>	4	19 877	PD/8/1	410	162	160	▶17,3		93049		
1214.17	1987→	R	<b>19 877 16,20 60 6</b>	4	19 878	PD/7/1	410	160	160	▶16,2		93049		
			<b>19 877 16,20 60 6</b>	4	19 877	PD/8/1	410	162	160	▶17,3		93049		
1217.17	1987→	R	<b>19 877 16,20 60 6</b>	4	19 878	PD/7/1	410	160	160	▶16,2		93049		
			<b>19 877 16,20 60 6</b>	4	19 877	PD/8/1	410	162	160	▶17,3		93049		
1217.2	1987→	F	<b>19 877 16,20 60 6</b>	4	19 878	PD/7/1	410	160	160	▶16,2		93049		
			<b>19 877 16,20 60 6</b>	4	19 877	PD/8/1	410	162	160	▶17,3		93049		
		R	<b>19 879 17,30 60 6*</b>	4	19 879	PD/3/1	410	162	200	▶16,5	* use/verwenden K19879.0-F3537	93049		
			<b>19 879 17,30 60 6*</b>	4	19 881	PD/4/1	410	160	200	▶17,3		93049		
1223.2	1987→	F	<b>19 877 16,20 60 6</b>	4	19 878	PD/7/1	410	160	160	▶16,2		93049		
			<b>19 877 16,20 60 6</b>	4	19 877	PD/8/1	410	162	160	▶17,3		93049		
		R	<b>19 879 17,30 60 6*</b>	4	19 879	PD/3/1	410	162	200	▶16,5	* use/verwenden K19879.0-F3537	93049		
			<b>19 879 17,30 60 6*</b>	4	19 881	PD/4/1	410	160	200	▶17,3		93049		
1231 R	1987→	F	<b>19 877 16,20 60 6</b>	4	19 878	PD/7/1	410	160	160	▶16,2		93049		
			<b>19 877 16,20 60 6</b>	4	19 877	PD/8/1	410	162	160	▶17,3		93049		
		R	<b>19 879 17,30 60 6*</b>	4	19 879	PD/3/1	410	162	200	▶16,5	* use/verwenden K19879.0-F3537	93049		



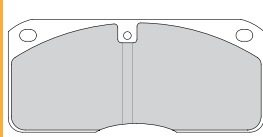


## MERCEDES-BENZ - PEGASO

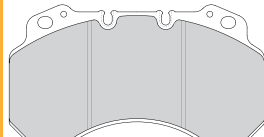
**20 984 17,00 41 5\***  
1708



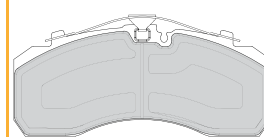
**29 039 22,00 40 4**  
3422 MER 2x68



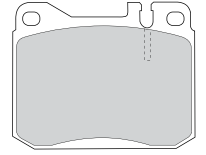
**29 099 25,00 41 4**  
4572 MER C-LISA



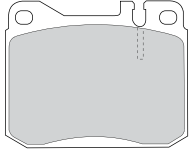
**29 253 30,00 41 4**  
4550 KNR SB/SN7



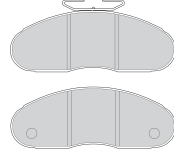
**29 581 15,00 40 4**  
4508 ATE



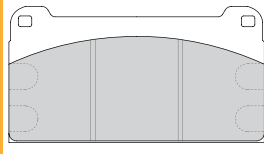
**29 581 19,00 40 4**  
4508 ATE



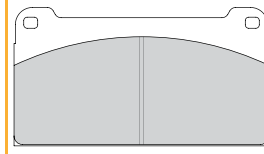
**29 706 17,00 40 3\***  
1708



**29 764 20,30 41 6**  
1721 ATE



**29 765 20,30 41 3**  
1721 ATE



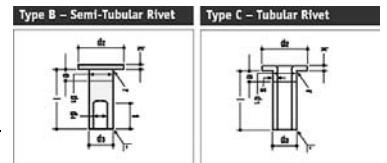
**UAI202** ↔ 195mm  
4



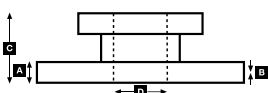
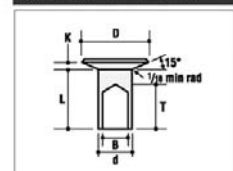
				<b>A</b>	<b>B</b>	<b>C</b>	<b>D</b>		<b>Kg</b>	
<b>BCR145A</b>			430	45.0	37.0	132	211	10xM14	34.2	
<b>BCR156A</b>			374	22.0	20.0	22	60	10x16,7	9.5	
<b>DDF1016</b>			263	24.0	22.4	53	96	6		
<b>DDF668</b>			263	24.0	22.0	53	96	58		



Rivet Ref	Head Size	Shank Ø x Shank Length	Drawing type	Head Shape	T = tubular S = semi-tubular	Material	Material Description
<b>93049</b>	11.5	06x15	Type C	Flat	T	STEEL	1 x FM RIVETS BAG INCLUDES 100 PCS
<b>93059</b>	15.5	08x18	Type C	Flat	T (stepped)	STEEL	1 x FM RIVETS BAG INCLUDES 100 PCS



Type A - Semi Tubular Rivets





# WVA



!



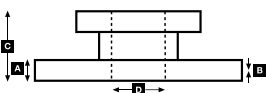
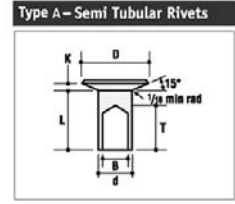
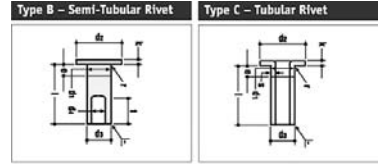
## ...PEGASO

...All

				4	19 881	PD/4/1	410	160	200	▶17,3		93049	
1234 R	1987→	F	19 877 16,20 60 6	4	19 878	PD/7/1	410	160	160	▶16,2		93049	
				4	19 877	PD/8/1	410	162	160	▶17,3		93049	
				4	19 879	PD/3/1	410	162	200	▶16,5	* use/verwenden K19879.0-F3537	93049	
		R	19 879 17,30 60 6*	4	19 881	PD/4/1	410	160	200	▶17,3		93049	
1323.26	1987→	F	19 877 16,20 60 6	4	19 878	PD/7/1	410	160	160	▶16,2		93049	
				4	19 877	PD/8/1	410	162	160	▶17,3		93049	
				4	19 879	PD/3/1	410	162	200	▶16,5	* use/verwenden K19879.0-F3537	93049	
		R	19 879 17,30 60 6*	4	19 881	PD/4/1	410	160	200	▶17,3		93049	
				4	19 878	PD/7/1	410	160	160	▶16,2	Trailing axle	93049	
				4	19 877	PD/8/1	410	162	160	▶17,3		93049	
1331.26	1987→	F	19 877 16,20 60 6	4	19 878	PD/7/1	410	160	160	▶16,2		93049	
				4	19 877	PD/8/1	410	162	160	▶17,3		93049	
				4	19 879	PD/3/1	410	162	200	▶16,5	* use/verwenden K19879.0-F3537	93049	
		R	19 879 17,30 60 6*	4	19 881	PD/4/1	410	162	200	▶17,3		93049	
1331.38 R	1987→	F	19 877 16,20 60 6	4	19 878	PD/7/1	410	160	160	▶16,2		93049	
				4	19 877	PD/8/1	410	162	160	▶17,3		93049	
				4	19 879	PD/3/1	410	162	200	▶16,5	* use/verwenden K19879.0-F3537	93049	
		R	19 879 17,30 60 6*	4	19 881	PD/4/1	410	160	200	▶17,3		93049	
1334.38	1987→	F	19 877 16,20 60 6	4	19 878	PD/7/1	410	160	160	▶16,2		93049	
				4	19 877	PD/8/1	410	162	160	▶17,3		93049	
				4	19 879	PD/3/1	410	162	200	▶16,5	* use/verwenden K19879.0-F3537	93049	
		R	19 879 17,30 60 6*	4	19 881	PD/4/1	410	160	200	▶17,3		93049	
1436.38 G	1987→	F	19 877 16,20 60 6	4	19 878	PD/7/1	410	160	160	▶16,2		93049	
				4	19 877	PD/8/1	410	162	160	▶17,3		93049	
				4	19 879	PD/3/1	410	162	200	▶16,5	* use/verwenden K19879.0-F3537	93049	
		R	19 879 17,30 60 6*	4	19 881	PD/4/1	410	160	200	▶17,3		93049	
2323.26 K	1987→	F	19 879 17,30 60 6*	4	19 879	PD/3/1	410	162	200	▶16,5	* use/verwenden K19879.0-F3537	93049	
				4	19 881	PD/4/1	410	160	200	▶17,3		93049	
				4	19 878	PD/7/1	410	160	160	▶16,2		93049	
		R	19 877 16,20 60 6	4	19 877	PD/8/1	410	162	160	▶17,3		93049	
2331.26 K	1987→	F	19 879 17,30 60 6*	4	19 879	PD/3/1	410	162	200	▶16,5	* use/verwenden K19879.0-F3537	93049	
				4	19 881	PD/4/1	410	160	200	▶17,3		93049	
				4	19 879	PD/3/1	410	162	200	▶16,5	* use/verwenden K19879.0-F3537	93049	
		R	19 879 17,30 60 6*	4	19 881	PD/4/1	410	160	200	▶17,3		93049	
2331.38 R	1987→	F	19 877 16,20 60 6	4	19 878	PD/7/1	410	160	160	▶16,2		93049	
				4	19 877	PD/8/1	410	162	160	▶17,3		93049	
				4	19 879	PD/3/1	410	162	200	▶16,5	* use/verwenden K19879.0-F3537	93049	
		R	19 879 17,30 60 6*	4	19 881	PD/4/1	410	160	200	▶17,3		93049	
2331.38 T	1987→	F	19 877 16,20 60 6	4	19 878	PD/7/1	410	160	160	▶16,2		93049	
				4	19 877	PD/8/1	410	162	160	▶17,3		93049	
				4	19 879	PD/3/1	410	162	200	▶16,5	* use/verwenden K19879.0-F3537	93049	
		R	19 879 17,30 60 6*	4	19 881	PD/4/1	410	162	200	▶17,3		93049	
2334.38 T	1987→	F	19 877 16,20 60 6	4	19 878	PD/7/1	410	160	160	▶16,2		93049	
				4	19 877	PD/8/1	410	162	160	▶17,3		93049	
				4	19 879	PD/3/1	410	162	200	▶16,5	* use/verwenden K19879.0-F3537	93049	
		R	19 879 17,30 60 6*	4	19 881	PD/4/1	410	160	200	▶17,3		93049	
2431.36 K	1987→	F	19 879 17,30 60 6*	4	19 879	PD/3/1	410	162	200	▶16,5	* use/verwenden K19879.0-F3537	93049	
				4	19 881	PD/4/1	410	162	200	▶17,3		93049	
				4	19 879	PD/3/1	410	162	200	▶16,5	* use/verwenden K19879.0-F3537	93049	
		R	19 879 17,30 60 6*	4	19 881	PD/4/1	410	162	200	▶17,3		93049	
				4	19 878	PD/7/1	410	160	160	▶16,2	Trailing axle	93049	
				4	19 877	PD/8/1	410	162	160	▶17,3		93049	



Rivet Ref	Head Size	Shank Ø x Shank Length	Drawing type	Head Shape	T = tubular S = semi-tubular	Material	Material Description
<b>93049</b>	11.5	06x15	Type C	Flat	T	STEEL	1 x FM RIVETS BAG INCLUDES 100 PCS





# WVA



!

**...PEGASO**

...All

2434.36 K	1987→	F	<b>19 879 17,30 60 6*</b>	4	19 879	PD/3/1	410	162	200	▶16,5	* use/verwenden K19879.0-F3537	93049	
				4	19 881	PD/4/1	410	160	200	▶17,3			
		R	<b>19 879 17,30 60 6*</b>	4	19 879	PD/3/1	410	162	200	▶16,5	* use/verwenden K19879.0-F3537	93049	
				4	19 881	PD/4/1	410	160	200	▶17,3			
		R	<b>19 877 16,20 60 6</b>	4	19 878	PD/7/1	410	160	160	▶16,2	Trailing axle	93049	
				4	19 877	PD/8/1	410	162	160	▶17,3			

**PERROT BREMSEN (WABCO)**

All

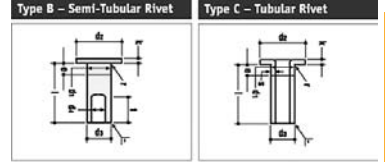
230 x 34mm	R	<b>11 019 08,00 60 5</b>	2	11 582	MB/90/1	230	174	34	8,0	93021	UAI200	
			1	11 019	MB/91/2	230	207	34	8,0			
			1	11 025	MB/91/3	230	207	34	8,0			
260 x 55mm	R	<b>13 020 08,00 60 3</b>	2	13 532	MB/88/1	260	201	54	8,0	93021	UAI200	
			2	13 020	MB/89/2	260	233	54	8,0			
270 x 80mm for IVECO	R	<b>15 039 08,00 00 3</b>	2	15 742	MB/80/2	270	211	79	8,0	93038		
			2	15 039		270	244	79	8,0			
270 x 80mm for Mercedes-Benz	R	<b>15 030 08,00 60 3</b>	2	15 742	MB/80/2	270	211	79	8,0	93038	UAI200	
			2	15 030	MB/81/3	270	244	79	8,0			
310 x 100mm	R	<b>17 313 12,90 60 3</b>	2	17 313	PB/23/1	310	236	100	12,9	93048		
			2	17 318	PB/26/1	310	280	100	12,9			
325 x 100mm	R	<b>17 408 08,00 60 3*</b>	2	17 793	FI/102/1	325	296	100	8,0	* use/verwenden K17408.0-F3653	93048	
			2	17 408	FI/104/1	325	296	100	8,0			
	R	<b>17 924 12,50 60 3</b>	2	17 924	FI/120/1	325	249	100	12,5	Opt.	93048	
			2	17 925	FI/121/1	325	288	100	12,5			
325 x 120mm	R	<b>17 635 12,00 60 3</b>	2	17 635	SY/20/2	325	249	120	12,0	93048		
			2	17 636	SY/26/1	325	288	120	12,0			
	R	<b>17 758 08,10 00 4</b>	4	17 758	FI/138/1	325	255	120	8,1	Opt.	93048	
325 x 147mm	R	<b>17 900 12,10 60 3</b>	2	17 900	MP/39/1	325	301	147	12,1	93057		
			2	17 901	MP/40/1	325	251	147	12,1			
325 x 160mm	R	<b>19 821 12,00 60 3</b>	2	19 822	SY/33/1	325	249	160	12,0	93049		
			2	19 821	SY/34/1	325	288	160	12,0			
325 x 80mm	R	<b>15 732 07,00 60 3</b>	2	15 733	FI/100/1	325	256	80	7,0	93048		
			2	15 732	FI/101/1	325	298	80	7,0			
325 x 97mm	R	<b>15 817 12,10 60 3</b>	2	15 817	MP/37/1	325	301	97	12,1	93060		
			2	15 823	MP/38/1	325	251	97	12,1			
360 x 170mm	R	<b>19 225 14,00 60 4</b>	4	19 225	FI/124/2	360	318	170	14,0	93252		
			4	19 503	PB/22/1	360	316	170	16,0			
	R	<b>19 503 16,00 60 4</b>	4	19 503	PB/22/1	360	316	170	16,0	Opt.	93251	
400 x 140mm Duplex-Bremse	R	<b>17 248 12,00 60 4</b>	4	17 248	BC/32/2	400	321	140	12,0	93060		
400 x 140mm Servo brake	R	<b>17 269 12,00 60 3</b>	2	17 269	BC/32/1	400	320	140	12,0	93251		
			4	17 336	BC/33/1	400	320	140	12,0			
410 x 140mm	R	<b>17 742 16,00 00 6</b>	4	17 742	PB/9/1	410	207	140	▶16,0	93068		
			4	17 743	PB/10/1	410	210	140	▶16,0			



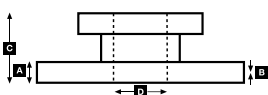
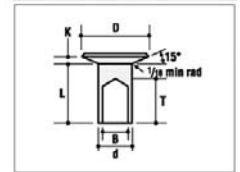
**UAI200** ↔ 220mm  
 4



Rivet Ref	Head Size	Shank Ø x Shank Length	Drawing type	Head Shape	T = tubular S = semi-tubular	Material	Material Description
<b>93021</b>	7.5	04x10	Type C	Flat	T	STEEL	1 x FM RIVETS BAG INCLUDES 100 PCS
<b>93038</b>	9.5	05x10	Type C	Flat	T	STEEL	1 x FM RIVETS BAG INCLUDES 100 PCS
<b>93048</b>	11.5	06x12	Type C	Flat	T	STEEL	1 x FM RIVETS BAG INCLUDES 100 PCS
<b>93049</b>	11.5	06x15	Type C	Flat	T	STEEL	1 x FM RIVETS BAG INCLUDES 100 PCS
<b>93057</b>	15.5	08x12	Type C	Flat	T (stepped)	STEEL	1 x FM RIVETS BAG INCLUDES 100 PCS
<b>93060</b>	15.5	08x20	Type C	Flat	T (stepped)	STEEL	1 x FM RIVETS BAG INCLUDES 100 PCS
<b>93068</b>	18	10x20	Type C	Flat	T	STEEL	1 x FM RIVETS BAG INCLUDES 100 PCS
<b>93251</b>	15.5	08x15	Type B	Flat	S	STEEL	1 x FM RIVETS BAG INCLUDES 100 PCS
<b>93252</b>	15.5	08x18	Type B	Flat	S	STEEL	1 x FM RIVETS BAG INCLUDES 100 PCS



Type A - Semi Tubular Rivets





# WVA



!

**...PERROT BREMSEN (WABCO)**

...All

410 x 160mm	R	19 634 15,90 00 6	4	19 634	PB/27/1	410	207	160	▶15,9		93067	
		19 635	PB/28/1	410	207	160	▶15,9		93067			
	R	19 849 17,55 00 6	4	19 849	PB/16/1	410	192	160	▶17,55	Opt.	93067	
		19 850	PB/17/1	410	192	160	▶17,45		93067			
	R	19 237 19,40 00 6	4	19 237		410	196	160	▶19,4	Opt.	93067	
		19 238		410	196	160	▶19,3		93067			
410 x 180mm	R	19 099 21,50 00 5	6	19 100	PB/41/1	410	204	180	▶21,5		93060	
		19 099	PB/41/2	410	204	180	▶21,5		93060			
	R	19 084 17,50 00 5	2	19 084		410	192	180	▶17,5	Opt.	93067	
		19 855	PB/29/1	410	196	180	▶17,5		93067			
		19 856	PB/30/1	410	192	180	▶17,4		93067			
	R	19 946 18,20 00 6	4	19 946	PB/36/1	410	192	180	▶18,2	Opt.	93067	
		19 947	PB/37/1	410	193	180	▶18,7		93067			
	R	19 262 19,80 60 5	2	19 342	PB/25/2	410	201	180	▶19,8	Opt.	93060	
		19 262	PB/25/1	410	201	180	▶19,8		93060			
	R	19 558 16,00 60 6	4	19 558	PB/11/1	410	210	180	▶16,0	Opt.	93067	
		19 559	PB/12/1	410	207	180	▶16,0		93067			
	410 x 180mm for mobile Krane	R	19 723 18,20 00 8 19 113 18,20 00 8	8	19 723	PB/40/1	410	177	180	▶18,2	Old version	93068
			8	19 113	AD/44/1	410	178	180	▶18,2	new version	93067	
410 x 200mm	R	19 263 19,80 60 5	2	19 343	PB/24/2	410	201	200	▶19,8		93060	
			6	19 263	PB/24/1	410	201	200	▶19,8		93060	
410 x 220mm	R	19 114 19,40 00 6*	4	19 114	PB/38/1	410	196	220	▶19,4	* use/verwenden B2740167	93067	
		19 115	PB/39/1	410	196	220	▶19,4		93067			
	R	19 699 17,55 00 5	2	19 847	PB/18/1	410	192	220	▶17,55	Opt.	93067	
		19 699	PB/18/2	410	192	220	▶17,55		93067			
		19 848	PB/19/1	410	192	220	▶17,45		93067			
	R	19 712 16,10 00 6	4	19 712	PB/20/1	410	208	220	▶16,10	for steel brake shoes → 1985	93067	
		19 755	PB/21/1	410	211	220	0 ▶16		93067			
	R	19 712 18,10 00 6	4	19 712	PB/20/1	410	208	220	▶18,1	for cast iron brake shoes 1986→	93067	
		19 755	PB/21/1	410	211	220	▶18,0		93067			
	R	19 824 18,40 00 5	6	19 824	PB/35/1	410	202	220	▶18,4	Opt.	93067	
			2	19 838	PB/35/2	410	202	220	▶18,4		93067	
420 x 160mm	R	19 134 14,00 60 5	4	19 134	SY/19/1	420	214	160	14,0		93067	
			2	19 298		420	334	160	14,0		93067	
420 x 180mm	R	19 019 14,00 60 4	4	19 019	BC/61/1	420	391	180	14,0		93074	
500 x 120mm for mobile Krane	R	17 237 17,80 00 8 17 374 17,80 00 8	8	17 237	PB/15/1	500	253	120	▶17,8	old version	93067	
			8	17 374		500	253	120	▶17,8	new version	93067	
500 x 160mm for mobile Krane	R	19 687 17,80 00 8 19 042 17,80 00 8	8	19 687		500	253	160	▶17,8	old version	93067	
			8	19 042	BC/86/1	500	253	160	▶17,8	new version	93067	
500 x 180mm for mobile Krane	R	19 690 17,80 00 8 19 041 17,80 00 8	8	19 690		500	253	180	▶17,8	old version	93067	
			8	19 041		500	253	180	▶17,8	new version	93067	

**RENAULT TRUCKS**

B Series

B70-35D 53kW	1982→1986	F	29 071 17,00 40 3*	4	29 071	FCV627	276	168	62	17	*use/verwenden FCV627		BCR169A
B70-35D 53kW	1982→1986	F	29 706 17,00 40 3*	4	29 706	FVR791	276	167	62	17	Opt., *use/verwenden FVR791		
B70, 80, 90, 110, 120	1987→	F	29 071 17,00 40 3*	4	29 071	FCV627	276	168	62	17	*use/verwenden FCV627		BCR169A
							276				Opt. Disc		
B110.45, B120.35 → B120.65	1994→06/99	F	29 706 17,00 40 3* 20 984 17,00 41 5*	4	29 706	FVR791	276	167	62	17	* use/verwenden FVR791		BCR169A
				4	20 984	FVR792	276	167	62	17	with fitted w.i., *use/verwenden FVR792		

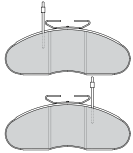
Berliet

90B6, 6A, 7	1975→1980	F	17 829 10,00 60 3*	2	17 829	BT/76/1	310	245	100	10,0	* use/verwenden J1228928	93038	
				2	17 830	SA/25/1	310	209	100	10,0		93038	
		R	17 831 10,00 60 3*	2	17 832	SA/26/1	310	245	125	10,0	* use/verwenden J1229928	93038	
				2	17 831	SA/27/1	310	209	125	10,0		93038	
130B13, 14, TB19, 20, 21 150B11, 13/R, TB19, 20, 21	1978→1980	F	17 804 12,70 60 4*	4	17 804	DO/80/1	394	354	127	12,7	* use/verwenden J1287928		

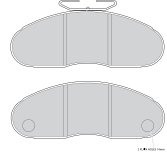




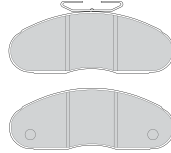
**20 984 17,00 41 5\***  
1708



**29 071 17,00 40 3\***  
1708 BDX



**29 706 17,00 40 3\***  
1708

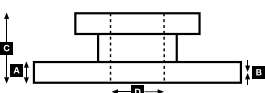
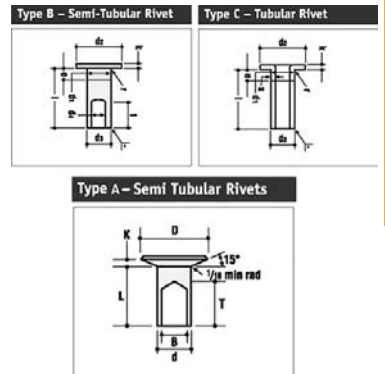


**BCR169A**

			<b>A</b>	<b>B</b>	<b>C</b>	<b>D</b>			<b>Kg</b>	
		276	24.0	22.4	44	102	10x10,6		6.6	



Rivet Ref	Head Size	Shank Ø x Shank Length	Drawing type	Head Shape	T = tubular S = semi-tubular	Material	Material Description
<b>93038</b>	9.5	05x10	Type C	Flat	T	STEEL	1 x FM RIVETS BAG INCLUDES 100 PCS
<b>93060</b>	15.5	08x20	Type C	Flat	T (stepped)	STEEL	1 x FM RIVETS BAG INCLUDES 100 PCS
<b>93067</b>	18	10x18	Type C	Flat	T	STEEL	1 x FM RIVETS BAG INCLUDES 100 PCS
<b>93068</b>	18	10x20	Type C	Flat	T	STEEL	1 x FM RIVETS BAG INCLUDES 100 PCS
<b>93074</b>	18	10x17	Type C	Flat	T	STEEL	1 x FM RIVETS BAG INCLUDES 100 PCS





# WVA



!

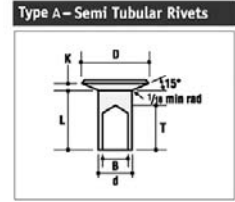
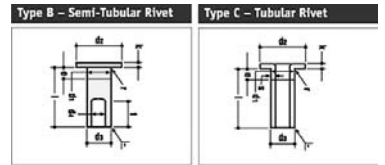
**...RENAULT TRUCKS****...Berliet**

130B6, 8, 9, 9A	1978→1980	F	<b>17 827 12,50 60 3*</b>	2	17 827	SA/28/1	325	251	120	12,5	*use/verwenden J1227928		
		R		2	17 828	SA/29/1	325	210	120	12,5			
610K, KB, K6	1972→1979	F	<b>17 827 12,50 60 3*</b>	2	17 827	SA/28/1	325	251	120	12,5	*use/verwenden J1227928		
		R		2	17 828	SA/29/1	325	210	120	12,5			
950KB, KB6, KB6A, KBT6A-E 951KB GL900 L64-8M3, RA TAK160/205/250A, B, C TB 191 (4x2) TB 191 C TB 191 E TB 191 F TB 191 G TB 231 B TB 231 C TB 231 E TB 231 F TB 231 G	1973→1979	R	<b>19 049 12,50 60 3*</b>	2	19 049	SA/10/1	414	347	150	12,5	*use/verwenden J1296928	93049	
	1974→1979 1966→1981 1971→1975 10/78→  1979→  1980→	R		2	19 199	SA/11/1	414	286	150	12,5		93049	
950KB6S Turbo, KB6SA, KB6SA-E BOM16, 17 GC/GF230 Turbo GCK160/205A, B PM4	1978→1979	F	<b>17 747 12,50 60 3</b>	2	17 748	BT/56/1	414	284	125	12,5		93049	
	1966→1975	R		2	17 747	BT/57/1	414	345	125	12,5		93049	
G170 (4x2) G260 G260.17 TD (4x2) GBH 12 (6x4) GBH 260 (6x4) GBH 280 (6x4) GBH 280 (6x6) GBH 280 (6x6) Turbo GF 151 (4x2) GLR 190, A GLR 190, GLS 190 GLR 230 (4x4) GLR 230, A GLR190, 230 GR 191 B BOM GR 191, A GR 231, A GR 250, TR 250 GR 260, TR 260 GR 280, TR 280 GR 300, TR 300 GR 305, Turbo GR 320, TR 320 GR 350 (4x2) GR 350, Turbo GR 190/191/205/230/231, A, B, BOM GRH 305 (6x4) GRH 350 (6x4) GRH230, 305 TLM 280 TLM/TLR280 TLR 280-1 TLR 280-C TR 280, A	1978→1979	R	<b>19 049 12,50 60 3*</b>	2	19 049	SA/10/1	414	347	150	12,5	*use/verwenden J1296928	93049	
	1966→1975	R		2	19 199	SA/11/1	414	286	150	12,5		93049	
G170 (4x2) G260 G260.17 TD (4x2) GBH 12 (6x4) GBH 260 (6x4) GBH 280 (6x4) GBH 280 (6x6) GBH 280 (6x6) Turbo GF 151 (4x2) GLR 190, A GLR 190, GLS 190 GLR 230 (4x4) GLR 230, A GLR190, 230 GR 191 B BOM GR 191, A GR 231, A GR 250, TR 250 GR 260, TR 260 GR 280, TR 280 GR 300, TR 300 GR 305, Turbo GR 320, TR 320 GR 350 (4x2) GR 350, Turbo GR 190/191/205/230/231, A, B, BOM GRH 305 (6x4) GRH 350 (6x4) GRH230, 305 TLM 280 TLM/TLR280 TLR 280-1 TLR 280-C TR 280, A	1978→1979	R	<b>19 463 13,50 60 4</b>	4	19 463	BT/59/6	414	374	175	13,5		93059	
	1966→1975	R		4	19 463	BT/59/6	414	374	175	13,5		93059	

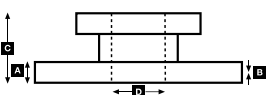


# RENAULT TRUCKS

Rivet Ref	Head Size	Shank Ø x Shank Length	Drawing type	Head Shape	T = tubular S = semi-tubular	Material	Material Description
<b>93049</b>	11.5	06x15	Type C	Flat	T	STEEL	1 x FM RIVETS BAG INCLUDES 100 PCS
<b>93059</b>	15.5	08x18	Type C	Flat	T (stepped)	STEEL	1 x FM RIVETS BAG INCLUDES 100 PCS



RENAULT TRUCKS

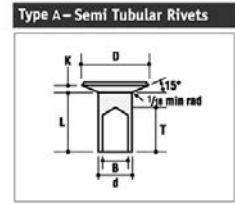
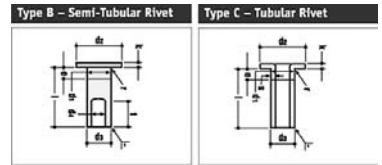




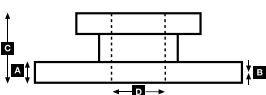


# RENAULT TRUCKS

Rivet Ref	Head Size	Shank Ø x Shank Length	Drawing type	Head Shape	T = tubular S = semi-tubular	Material	Material Description
<b>93049</b>	11.5	06x15	Type C	Flat	T	STEEL	1 x FM RIVETS BAG INCLUDES 100 PCS
<b>93059</b>	15.5	08x18	Type C	Flat	T (stepped)	STEEL	1 x FM RIVETS BAG INCLUDES 100 PCS



RENAULT TRUCKS





# WVA



!

**...RENAULT TRUCKS****...C Series**

C260	11/87→	F	<b>19 934 18,50 60 8</b>	8	19 934	RN/100/1	414	187	150	18,5		93059		
		R1	<b>19 049 12,50 60 3*</b>	2	19 049	SA/10/1	414	347	150	12,5	* use/verwenden J1296928	93049		
				2	19 199	SA/11/1	414	286	150	12,5		93049		
		R2	<b>19 049 12,50 60 3*</b>	2	19 049	SA/10/1	414	347	150	12,5	* use/verwenden J1296928	93049		
				2	19 199	SA/11/1	414	286	150	12,5		93049		

C260	1982→10/87	F	<b>19 049 12,50 60 3*</b>	2	19 049	SA/10/1	414	347	150	12,5	* use/verwenden J1296928	93049	
		R1	<b>19 049 12,50 60 3*</b>	2	19 199	SA/11/1	414	286	150	12,5		93049	
				2	19 049	SA/10/1	414	347	150	12,5	* use/verwenden J1296928	93049	
		R2	<b>19 049 12,50 60 3*</b>	2	19 199	SA/11/1	414	286	150	12,5		93049	
				2	19 049	SA/10/1	414	347	150	12,5	* use/verwenden J1296928	93049	

C290	1986→01/89	F	<b>19 934 18,50 60 8</b>	8	19 934	RN/100/1	414	187	150	18,5		93059	
		R1	<b>19 934 18,50 60 8</b>	8	19 934	RN/100/1	414	187	150	18,5		93059	
		R2	<b>19 934 18,50 60 8</b>	8	19 934	RN/100/1	414	187	150	18,5		93059	

C290, 300, 319 CBH280, 320, 340, 350, 380, 385 (6x6) CLM280, 320, 340, 350, 380, 385 (6x6)	02/89→ 1988→	F	<b>19 934 18,50 60 8</b>	8	19 934	RN/100/1	414	187	150	18,5		93059	
		R1	<b>19 935 18,50 60 8</b>	8	19 935	RN/101/1	414	187	175	18,5		93059	
		R2	<b>19 935 18,50 60 8</b>	8	19 935	RN/101/1	414	187	175	18,5		93059	

CBH280, 340 (6x2) CLM280, 340 (6x2)	1986→11/88	F	<b>19 049 12,50 60 3*</b>	2	19 049	SA/10/1	414	347	150	12,5	* use/verwenden J1296928	93049	
		R1	<b>19 463 13,50 60 4</b>	4	19 463	BT/59/6	414	374	175	13,5		93059	
				4	19 463	BT/59/6	414	374	175	13,5		93059	

CBH320, 380, 385 (6x4)		F	<b>19 935 18,50 60 8</b>	8	19 935	RN/101/1	414	187	175	18,5		93059	
		R1	<b>19 935 18,50 60 8</b>	8	19 935	RN/101/1	414	187	175	18,5		93059	
		R2	<b>19 935 18,50 60 8</b>	8	19 935	RN/101/1	414	187	175	18,5		93059	

**Commando**

G08 G09 G11 G11 overload G12 G16 tractive unit G18 G20	1986→1990 1986→1987 1974→1990 1974→1981 1981→1990 1986→1987 1974→1987 1981→1986	F	<b>17 217 11,70 60 4</b>	4	17 217	GG/194/1	330	295	125	11,7	20" wheels	93684	
		R	<b>17 316 12,70 60 4*</b>	4	17 316	GG/153/1	394	321	127	12,7	* use/verwenden K173160-F3658	93683	
				4	19 072	GG/83/1	394	360	152	12,7	Heavy duty	93684	
				4	19 072	GG/83/1	394	360	152	12,7		93684	
				4	19 072	GG/83/1	394	360	152	12,7	Heavy duty	93684	

**Commando (Dodge) Series:**

G11, G18 G12	1986→1990	R	<b>17 316 12,70 60 4*</b>	4	17 316	GG/153/1	394	321	127	12,7	* use/verwenden K173160-F3658	93683	
G13, G 15 (8 Cyl. V8 Eng.)		F	<b>19 072 12,70 60 4</b>	4	19 072	GG/83/1	394	360	152	12,7		93684	

**Commer Medium Range**

CC14, 16 CE16	1964→1967 1968→1973	F	<b>19 072 12,70 60 4</b>	4	19 072	GG/83/1	394	360	152	12,7		93684	
VB, VC 4 ton VB, VC 5 ton 17" wheels	1967→1973	F	<b>17 555 09,50 60 4</b>	4	17 555	GG/144/1	330	299	101	9,5			
		R	<b>17 555 09,50 60 4</b>	4	17 555	GG/144/1	330	299	101	9,5			
				2	17 662	GG/163/1	330	300	127	9,5		93684	

**J Series**

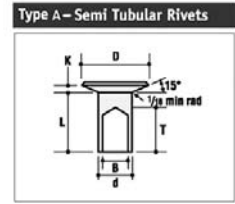
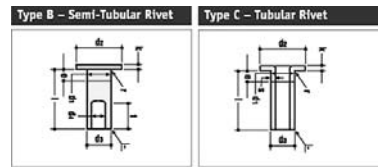
GF151 TF231 TR280, 305	1980→	F	<b>19 049 12,50 60 3*</b>	2	19 049	SA/10/1	414	347	150	12,5	* use/verwenden J1296928	93049	
		R	<b>19 463 13,50 60 4</b>	4	19 463	BT/59/6	414	374	175	13,5		93059	
JE13 JP/JR/JX, 19, 21 (all) JP21 JR19 A	1975→ 1976→ 1975→1983 1977→	F	<b>17 804 12,70 60 4*</b>	4	17 804	DO/80/1	394	354	127	12,7	* use/verwenden J1287928		
		F	<b>17 747 12,50 60 3</b>	2	17 748	BT/56/1	414	284	125	12,5		93049	
				2	17 747	BT/57/1	414	345	125	12,5		93049	



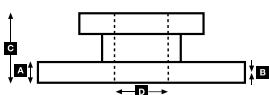


# RENAULT TRUCKS

Rivet Ref	Head Size	Shank Ø x Shank Length	Drawing type	Head Shape	T = tubular S = semi-tubular	Material	Material Description
<b>93049</b>	11.5	06x15	Type C	Flat	T	STEEL	1 x FM RIVETS BAG INCLUDES 100 PCS
<b>93059</b>	15.5	08x18	Type C	Flat	T (stepped)	STEEL	1 x FM RIVETS BAG INCLUDES 100 PCS
<b>93683</b>	12	L8	Type A	Conical	S	STEEL	1 x FM RIVETS BAG INCLUDES 100 PCS
<b>93684</b>	12	L9	Type A	Conical	S	STEEL	1 x FM RIVETS BAG INCLUDES 100 PCS



RENAULT TRUCKS





# WVA



!

**...RENAULT TRUCKS****...J Series**

JK60, 62, 65, 75	1974→	F	<b>17 829 10,00 60 3*</b>	2	17 829	BT/76/1	310	245	100	10,0	* use/verwenden J1228928	93038		
		R	<b>17 831 10,00 60 3*</b>	2	17 830	SA/25/1	310	209	100	10,0		93038		
JN60 JN75 JN80, 85 JN90, 95	1975→1983 →1983	F	<b>17 827 12,50 60 3*</b>	2	17 827	SA/28/1	325	251	120	12,5	* use/verwenden J1227928			
		R	<b>19 620 12,50 60 3</b>	2	17 828	SA/29/1	325	210	120	12,5				
JP13 A, B, C/citerne JP14 BOM JP19 A, B JR19 B JR21 A-T, B-T, C-T JX21 A-T, B-T, C-T	1976→1983 1976→	F	<b>17 804 12,70 60 4*</b>	4	17 832	SA/26/1	310	245	125	10,0	* use/verwenden J1229928	93038		
		R	<b>19 622 12,70 60 4</b>	2	17 831	SA/27/1	310	209	125	10,0		93038		
	1977→ 1979→	F	<b>17 804 12,70 60 4*</b>	4	17 804	DO/80/1	394	354	127	12,7	* use/verwenden J1287928			
		R	<b>19 622 12,70 60 4</b>	4	19 622	LH/82/2	394	354	152	12,7				

**K/500 Series**

K400	1967→1969	F	<b>17 555 09,50 60 4</b>	4	17 555	GG/144/1	330	299	101	9,5				
K500 17" wheels	1967→1969	F	<b>17 555 09,50 60 4</b>	4	17 555	GG/144/1	330	299	101	9,5				
		R	<b>17 662 09,50 60 3</b>	2	17 662	GG/163/1	330	300	127	9,5		93684		
K1000 K1100 K2011 K2211 K2413 KP700 KP900 KP950 KR900 KT900 LP850	1966→1967 1976→1980 1976→1986	F	<b>19 072 12,70 60 4</b>	4	17 663	GG/164/1	330	343	127	9,5		93684		
		R	<b>19 072 12,70 60 4</b>	4	19 072	GG/83/1	394	360	152	12,7		93684		
KN800 (D407)	1966→1968	R	<b>19 072 12,70 60 4</b>	4	19 072	GG/83/1	394	360	152	12,7	air/hydraulic system	93684		

**Karrier**

Gamecock 4/5 ton	1967→1976	F	<b>17 555 09,50 60 4</b>	4	17 555	GG/144/1	330	299	101	9,5				
		R	<b>17 662 09,50 60 3</b>	2	17 662	GG/163/1	330	300	127	9,5	17" wheels	93684		
		R	<b>17 663 09,50 60 3</b>	2	17 663	GG/164/1	330	343	127	9,5		93684		

**Kerax**

260, 300, 340, 385	1997→	F	<b>19 935 18,50 60 8</b>	8	19 935	RN/101/1	414	187	175	18,5		93059		
		R	<b>19 935 18,50 60 8</b>	8	19 935	RN/101/1	414	187	175	18,5		93059		

**Magnum DXi Series**

440.18/24/26, 480.18/24/26 series	10/04→04/06	F	<b>29 218 29,00 41 4</b>	4	29 218	FCV4378BFE	249,4	109,5	29		Meritor Ebs225-3		UAI169	
440.18/24/26, 480.18/24/26 series	10/04→04/06	R	<b>29 177 29,00 41 4</b>	4	29 177	FCV4170B	210	102,6	29		Meritor VGT195 - LIFT AXLE			

**Magnum E.Tech**

E.Tech 400 - 440- 480	05/00→	F	<b>29 156 30,00 41 4</b>	4	29 156	FCV1653BFE	434	250	118	30			UAI163	<b>BCR244A</b>
		R	<b>29 156 30,00 41 4</b>	4	29 156	FCV1653BFE	434	250	118	30			UAI163	<b>BCR245A</b>

**Magnum/AE Series**

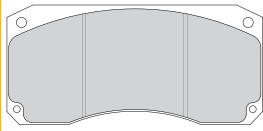
AE380, 385ti, 390, 500, 520, 560 - 4x2, 6x2, 6x4	→12/92	F	<b>29 043 24,00 40 4</b>	4	29 043	FCV769	440	204	97	24			UAI109/UAI111	<b>BCR128A</b>
AE380, 385ti, 390, 420ti, 430, 470, 500, 520, 560 - 4x2, 6x2, 6x4	01/93→06/95 07/95→	F	<b>29 210 28,00 41 4</b>	4	29 210	FCV1585BFE	434	250	118	28			UAI101	<b>BCR244A</b>
		F	<b>29 090 28,00 41 4</b>	4	29 090	FCV1047B	438	250	114	28	→05/00		UAI116	<b>BCR134A</b>
		F	<b>29 210 28,00 41 4</b>	4	29 210	FCV1585BFE	434	250	118	28	06/00→		UAI117	<b>BCR244A</b>
AE380, 385ti, 390, 420ti, 430, 470, 500, 520, 560 - 4x2, 6x2, 6x4	06/00→	F	<b>29 156 30,00 41 4</b>	4	29 156	FCV1653BFE	434	250	118	30			UAI163	<b>BCR244A</b>

**Magnum/AE Series**

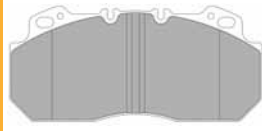
AE500, 520, 560	→12/92	R	<b>19 935 18,50 60 8</b>	8	19 935	RN/101/1	414	187	175	18,5		93059		
AE420ti, 430, 470	01/93→12/95	R	<b>19 187 18,50 60 8</b>	8	19 187	RN/104/1	414	187	220	18,5		93059		
AE500, 520, 560														

# RENAULT TRUCKS

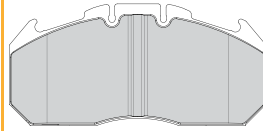
**29 043 24,00 40 4**  
1720 MER D2



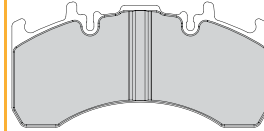
**29 090 28,00 41 4**  
4572 MER D-LISA



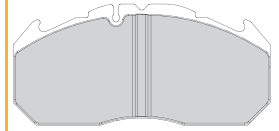
**29 156 30,00 41 4**  
4572 MER D-ELSA 2



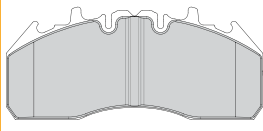
**29 177 29,00 41 4**  
4572 MER VGT195



**29 210 28,00 41 4**  
4572 MER D3/D-ELSA 1



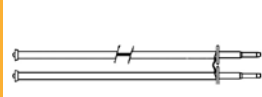
**29 218 29,00 41 4**  
4567 MER Elsa225-3 (ex-PNG)



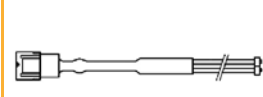
**UAI101** ↔ 365mm  
2



**UAI109** ↔ 420mm  
2



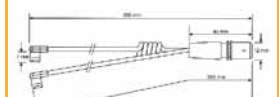
**UAI111** ↔ 580mm  
2



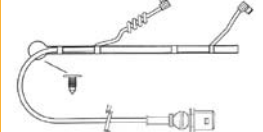
**UAI116** ↔ 226mm  
2



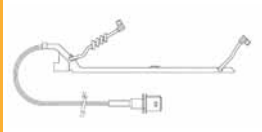
**UAI117** ↔ 400mm  
2



**UAI163** ↔ 355mm  
2



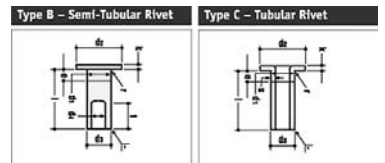
**UAI169** ↔ 355mm  
2



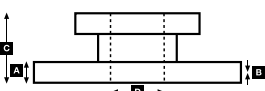
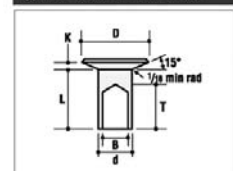
				<b>A</b>	<b>B</b>	<b>C</b>	<b>D</b>		<b>Kg</b>	
<b>BCR128A</b>		440	44.4	39.0	100	131	10x17,2 2xM14	29.0		
<b>BCR134A</b>		438	45.0	35.0	96.4	131	10x17,1 2xM14	31.3		
<b>BCR244A</b>		434	45.0	38.0	97	131	10x17 2xM14	33.0		
<b>BCR245A</b>		434	45.0	38.0	160	224	12xM14	47.0		



Rivet Ref	Head Size	Shank Ø x Shank Length	Drawing type	Head Shape	T = tubular S = semi-tubular	Material	Material Description
<b>93038</b>	9.5	05x10	Type C	Flat	T	STEEL	1 x FM RIVETS BAG INCLUDES 100 PCS
<b>93059</b>	15.5	08x18	Type C	Flat	T (stepped)	STEEL	1 x FM RIVETS BAG INCLUDES 100 PCS
<b>93684</b>	12	L9	Type A	Conical	S	STEEL	1 x FM RIVETS BAG INCLUDES 100 PCS



Type A - Semi Tubular Rivets





# WVA



!

**...RENAULT TRUCKS****...Magnum/AE Series**

AE500, 520, 560 (6x2)	→12/92	R1	19 032 17,80 00 8	8	19 032	BC/98/1	420	205	180	▶17,8	Lift axle with single wheels	93058	
			19 094 17,80 00 8	8	19 094	BC/97/1	420	202	200	▶17,8	Lift axle with twin wheels	93058	
			19 935 18,50 60 8	8	19 935	RN/101/1	414	187	175	18,5		93059	
		R2	19 032 17,80 00 8	8	19 032	BC/98/1	420	205	180	▶17,8	Lift axle with single wheels	93058	
			19 094 17,80 00 8	8	19 094	BC/97/1	420	202	200	▶17,8	Lift axle with twin wheels	93058	
			19 935 18,50 60 8	8	19 935	RN/101/1	414	187	175	18,5		93059	
AE420ti, 430, 470 (6x2) AE500, 520, 560 (6x2)	01/93→12/95	R1	19 032 17,80 00 8	8	19 032	BC/98/1	420	205	180	▶17,8	Lift axle with single wheels	93058	
			19 094 17,80 00 8	8	19 094	BC/97/1	420	202	200	▶17,8	Lift axle with twin wheels	93058	
			19 187 18,50 60 8	8	19 187	RN/104/1	414	187	220	18,5		93059	
		R2	19 032 17,80 00 8	8	19 032	BC/98/1	420	205	180	▶17,8	Lift axle with single wheels	93058	
			19 094 17,80 00 8	8	19 094	BC/97/1	420	202	200	▶17,8	Lift axle with twin wheels	93058	
			19 187 18,50 60 8	8	19 187	RN/104/1	414	187	220	18,5		93059	
AE500, 520, 560 (6x2)	01/96→	R1	19 032 17,80 00 8	8	19 032	BC/98/1	420	205	180	▶17,8	Lift axle with single wheels	93058	
			19 094 17,80 00 8	8	19 094	BC/97/1	420	202	200	▶17,8	Lift axle with twin wheels	93058	
			19 187 18,50 60 8	8	19 187	RN/104/1	414	187	220	18,5		93059	
		R2	19 032 17,80 00 8	8	19 032	BC/98/1	420	205	180	▶17,8	Lift axle with single wheels	93058	
			19 094 17,80 00 8	8	19 094	BC/97/1	420	202	200	▶17,8	Lift axle with twin wheels	93058	
			19 187 18,50 60 8	8	19 187	RN/104/1	414	187	220	18,5		93059	
	R1	19 934 18,50 60 8	8	19 934	RN/100/1	414	187	150	18,5	Single wheels	93059		
		19 935 18,50 60 8	8	19 935	RN/101/1	414	187	175	18,5	Twin wheels	93059		
		19 934 18,50 60 8	8	19 934	RN/100/1	414	187	150	18,5	Single wheels	93059		
	R2	19 935 18,50 60 8	8	19 935	RN/101/1	414	187	175	18,5	Twin wheels	93059		
		19 934 18,50 60 8	8	19 934	RN/100/1	414	187	150	18,5	Single wheels	93059		
		19 935 18,50 60 8	8	19 935	RN/101/1	414	187	175	18,5	Twin wheels	93059		
AE420ti, 430, 470 (6x4)	01/93→12/95	R1	19 934 18,50 60 8	8	19 934	RN/100/1	414	187	150	18,5	Single wheels	93059	
			19 935 18,50 60 8	8	19 935	RN/101/1	414	187	175	18,5	Twin wheels	93059	
			19 934 18,50 60 8	8	19 934	RN/100/1	414	187	150	18,5	Single wheels	93059	
		R2	19 935 18,50 60 8	8	19 935	RN/101/1	414	187	175	18,5	Twin wheels	93059	
			19 934 18,50 60 8	8	19 934	RN/100/1	414	187	150	18,5	Single wheels	93059	
			19 935 18,50 60 8	8	19 935	RN/101/1	414	187	175	18,5	Twin wheels	93059	
AE500, 520, 560 (6x4)	01/96→	R1	19 934 18,50 60 8	8	19 934	RN/100/1	414	187	150	18,5	Single wheels	93059	
			19 935 18,50 60 8	8	19 935	RN/101/1	414	187	175	18,5	Twin wheels	93059	
			19 934 18,50 60 8	8	19 934	RN/100/1	414	187	150	18,5	Single wheels	93059	
	R2	19 935 18,50 60 8	8	19 935	RN/101/1	414	187	175	18,5	Twin wheels	93059		
		19 934 18,50 60 8	8	19 934	RN/100/1	414	187	150	18,5	Single wheels	93059		
		19 935 18,50 60 8	8	19 935	RN/101/1	414	187	175	18,5	Twin wheels	93059		
	R	19 187 18,50 60 8	8	19 187	RN/104/1	414	187	220	18,5		93059		
		19 934 18,50 60 8	8	19 934	RN/100/1	414	187	150	18,5	Single wheels	93059		
		19 935 18,50 60 8	8	19 935	RN/101/1	414	187	175	18,5	Twin wheels	93059		
	R2	19 934 18,50 60 8	8	19 934	RN/100/1	414	187	150	18,5	Single wheels	93059		
		19 935 18,50 60 8	8	19 935	RN/101/1	414	187	175	18,5	Twin wheels	93059		
		19 934 18,50 60 8	8	19 934	RN/100/1	414	187	150	18,5	Single wheels	93059		
R2	19 935 18,50 60 8	8	19 935	RN/101/1	414	187	175	18,5	Twin wheels	93059			
	19 934 18,50 60 8	8	19 934	RN/100/1	414	187	150	18,5	Single wheels	93059			
	19 935 18,50 60 8	8	19 935	RN/101/1	414	187	175	18,5	Twin wheels	93059			

**Major/R Series**

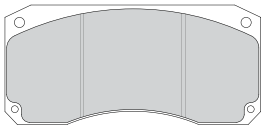
R340ti, R350, R380, R385ti, R420 + TI (907493)	1990→10/93	F	29 043 24,00 40 4	4	29 043	FCV769	440	204	97	24		UAI109/UAI111	BCR128A
R340ti, R385ti, R420ti	11/93→	F	29 210 28,00 41 4	4	29 210	FCV1585BFE	434	250	118	28		UAI101→12/95 UAI117/01/96→	BCR244A

**Major/R Series**

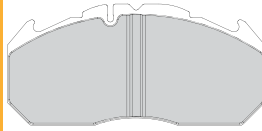
R310	1980→1984	F	19 049 12,50 60 3*	2	19 049	SA/10/1	414	347	150	12,5	* use/verwenden J1296928	93049	
R360	1980→1983			2	19 199	SA/11/1	414	286	150	12,5		93049	
R370	1983→1984	R	19 463 13,50 60 4	4	19 463	BT/59/6	414	374	175	13,5		93059	
		R	19 919 13,00 60 4	4	19 919	BT/84/1	414	371	150	13,0	Opt (6x4)	93059	
R310	1985→05/90	F	19 934 18,50 60 8	8	19 934	RN/100/1	414	187	150	18,5		93059	
R330	1989→	R	19 935 18,50 60 8	8	19 935	RN/101/1	414	187	175	18,5		93059	
R340	1986→1990												
R365	1987→1990												
R370	1984→												
R390	1985→												
R420ti	1990→04/93												



**29 043 24,00 40 4**  
1720 MER D2



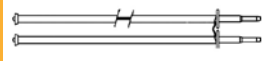
**29 210 28,00 41 4**  
4572 MER D3/D-ELSA 1



**UAI101** ↔ 365mm  
📦 2



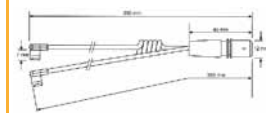
**UAI109** ↔ 420mm  
📦 2



**UAI111** ↔ 580mm  
📦 2



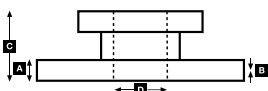
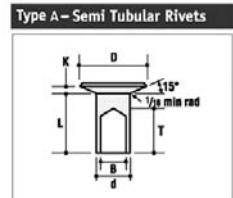
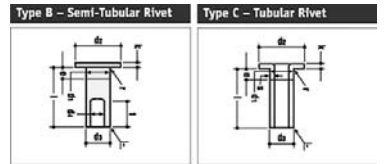
**UAI117** ↔ 400mm  
📦 2



		∅	A	B	C	D		Kg			
<b>BCR128A</b>		440	44.4	39.0	100	131	10x17,2 2xM14	29.0			
<b>BCR244A</b>		434	45.0	38.0	97	131	10x17 2xM14	33.0			



Rivet Ref	Head Size	Shank Ø x Shank Length	Drawing type	Head Shape	T = tubular S = semi-tubular	Material	Material Description
<b>93049</b>	11.5	06x15	Type C	Flat	T	STEEL	1 x FM RIVETS BAG INCLUDES 100 PCS
<b>93058</b>	15.5	08x15	Type C	Flat	T (stepped)	STEEL	1 x FM RIVETS BAG INCLUDES 100 PCS
<b>93059</b>	15.5	08x18	Type C	Flat	T (stepped)	STEEL	1 x FM RIVETS BAG INCLUDES 100 PCS





# WVA



!

**...RENAULT TRUCKS****...Major/R Series**

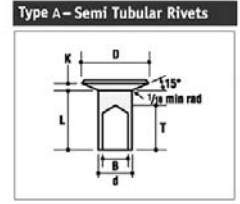
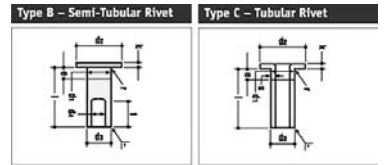
R310, 340, 365, 370, 390 (6x2) R420 (6x2)	1984→	F	<b>19 934 18,50 60 8</b>	8	19 934	RN/100/1	414	187	150	18,5			93059	
	1988→	R1	<b>19 032 17,80 00 8</b>	8	19 032	BC/98/1	420	205	180	▶17,8	Lift axle with single wheels		93058	
		R1	<b>19 094 17,80 00 8</b>	8	19 094	BC/97/1	420	202	200	▶17,8	Lift axle with twin wheels		93058	
			<b>19 935 18,50 60 8</b>	8	19 935	RN/101/1	414	187	175	18,5			93059	
		R2	<b>19 032 17,80 00 8</b>	8	19 032	BC/98/1	420	205	180	▶17,8	Lift axle with single wheels		93058	
			<b>19 094 17,80 00 8</b>	8	19 094	BC/97/1	420	202	200	▶17,8	Lift axle with twin wheels		93058	
			<b>19 935 18,50 60 8</b>	8	19 935	RN/101/1	414	187	175	18,5			93059	
R310.26T (6x4) R360.26T (6x4) R370.26T (6x4)	→08/84	F	<b>19 049 12,50 60 3*</b>	2	19 049	SA/10/1	414	347	150	12,5	* use/verwenden J1296928		93049	
	→1983	R1	<b>19 049 12,50 60 3*</b>	2	19 199	SA/11/1	414	286	150	12,5			93049	
	→08/84				19 049	SA/10/1	414	347	150	12,5	* use/verwenden J1296928		93049	
					19 199	SA/11/1	414	286	150	12,5			93049	
		R2	<b>19 049 12,50 60 3*</b>	2	19 049	SA/10/1	414	347	150	12,5	* use/verwenden J1296928		93049	
				2	19 199	SA/11/1	414	286	150	12,5			93049	
R310.26T (6x4) R340.26T (6x4) R365.26T (6x4) R370.26T (6x4) R390.26 (6x4) R420.26 (6x4)	09/84→	F	<b>19 934 18,50 60 8</b>	8	19 934	RN/100/1	414	187	150	18,5			93059	
	1985→1988	R1	<b>19 934 18,50 60 8</b>	8	19 934	RN/100/1	414	187	150	18,5			93059	
	10/87→1988	R2	<b>19 934 18,50 60 8</b>	8	19 934	RN/100/1	414	187	150	18,5			93059	
	09/84→ 05/85→ →1988													
R310.33T (6x4) R360.33T (6x4) R370.33T (6x4)	→08/84	F	<b>19 049 12,50 60 3*</b>	2	19 049	SA/10/1	414	347	150	12,5	* use/verwenden J1296928		93049	
	→1983	R1	<b>19 463 13,50 60 4</b>	4	19 199	SA/11/1	414	286	150	12,5			93049	
	→08/84				19 463	BT/59/6	414	374	175	13,5			93059	
					19 463	BT/59/6	414	374	175	13,5			93059	
R310.33T (6x4) R340.26T (6x4) R340.33T (6x4) R365.26T (6x4) R365.33T (6x4) R370.33T (6x4) R380 (6x4) R390.33 (6x4) R420.26 (6x4) R420.33 (6x4) R6X4TS	09/84→	F	<b>19 934 18,50 60 8</b>	8	19 934	RN/100/1	414	187	150	18,5			93059	
	1989→	R1	<b>19 935 18,50 60 8</b>	8	19 935	RN/101/1	414	187	175	18,5			93059	
	1985→	R2	<b>19 935 18,50 60 8</b>	8	19 935	RN/101/1	414	187	175	18,5			93059	
	1989→ 1987→ 09/84→ 1990→ 05/85→ 1989→ 1988→ 1990→10/93													
R385ti	11/93→	F	<b>19 934 18,50 60 8</b>	8	19 934	RN/100/1	414	187	150	18,5	Opt.		93059	
		R1	<b>19 032 17,80 00 8</b>	8	19 032	BC/98/1	420	205	180	▶17,8	Lift axle with single wheels		93058	
			<b>19 094 17,80 00 8</b>	8	19 094	BC/97/1	420	202	200	▶17,8	Lift axle with twin wheels		93058	
			<b>19 935 18,50 60 8</b>	8	19 935	RN/101/1	414	187	175	18,5			93059	
		R2	<b>19 032 17,80 00 8</b>	8	19 032	BC/98/1	420	205	180	▶17,8	Lift axle with single wheels		93058	
			<b>19 094 17,80 00 8</b>	8	19 094	BC/97/1	420	202	200	▶17,8	Lift axle with twin wheels		93058	
			<b>19 935 18,50 60 8</b>	8	19 935	RN/101/1	414	187	175	18,5			93059	
R385ti	1990→10/93	F	<b>19 934 18,50 60 8</b>	8	19 934	RN/100/1	414	187	150	18,5	Opt.		93059	
		R1	<b>19 032 17,80 00 8</b>	8	19 032	BC/98/1	420	205	180	▶17,8	Lift axle with single wheels		93058	
			<b>19 094 17,80 00 8</b>	8	19 094	BC/97/1	420	202	200	▶17,8	Lift axle with twin wheels		93058	
			<b>19 935 18,50 60 8</b>	8	19 935	RN/101/1	414	187	175	18,5			93059	
		R2	<b>19 032 17,80 00 8</b>	8	19 032	BC/98/1	420	205	180	▶17,8	Lift axle with single wheels		93058	
			<b>19 094 17,80 00 8</b>	8	19 094	BC/97/1	420	202	200	▶17,8	Lift axle with twin wheels		93058	
			<b>19 935 18,50 60 8</b>	8	19 935	RN/101/1	414	187	175	18,5			93059	
R380	1989→													
		F	<b>19 934 18,50 60 8</b>	8	19 934	RN/100/1	414	187	150	18,5	Opt.		93059	
			<b>19 935 18,50 60 8</b>	8	19 935	RN/101/1	414	187	175	18,5	Opt.		93059	
R6X4TS	11/93→	R	<b>19 935 18,50 60 8</b>	8	19 935	RN/101/1	414	187	175	18,5			93059	
		F	<b>19 935 18,50 60 8</b>	8	19 935	RN/101/1	414	187	175	18,5			93059	
		R1	<b>19 935 18,50 60 8</b>	8	19 935	RN/101/1	414	187	175	18,5			93059	
			<b>19 935 18,50 60 8</b>	8	19 935	RN/101/1	414	187	175	18,5			93059	



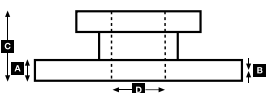


# RENAULT TRUCKS

Rivet Ref	Head Size	Shank Ø x Shank Length	Drawing type	Head Shape	T = tubular S = semi-tubular	Material	Material Description
<b>93049</b>	11.5	06x15	Type C	Flat	T	STEEL	1 x FM RIVETS BAG INCLUDES 100 PCS
<b>93058</b>	15.5	08x15	Type C	Flat	T (stepped)	STEEL	1 x FM RIVETS BAG INCLUDES 100 PCS
<b>93059</b>	15.5	08x18	Type C	Flat	T (stepped)	STEEL	1 x FM RIVETS BAG INCLUDES 100 PCS



RENAULT TRUCKS





# WVA



!

**...RENAULT TRUCKS****Manager/G Series**

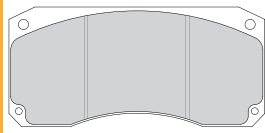
G260, 290 (6x2)	07/87→	F	<b>29 043 24,00 40 4</b>	4	29 043	FCV769	440	204	97	24			UAI109/UAI111	<b>BCR128A</b>
G200, 220, 230, 230ti, 270, 280, 300, 330, 340ti - 17/18/19	04/90→12/92	F	<b>29 043 24,00 40 4</b>	4	29 043	FCV769	440	204	97	24			UAI109/UAI111	<b>BCR128A</b>
	01/93→	F	<b>29 210 28,00 41 4</b>	4	29 210	FCV1585BFE	434	250	118	28			UAI101 →12/95	<b>BCR244A</b>
													UAI117 01/96 →	

**Manager/G Series**

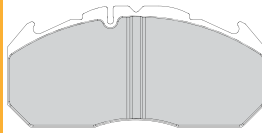
G160	1990→	F	<b>19 935 18,50 60 8</b>	8	19 935	RN/101/1	414	187	175	18,5			93059	
G200		R	<b>19 935 18,50 60 8</b>	8	19 935	RN/101/1	414	187	175	18,5			93059	
G210 (20M)	1992→													
Maxter G230ti, 235, 270, 280	1990→													
Maxter G300, 340ti														
G170	10/88→	F	<b>19 934 18,50 60 8</b>	8	19 934	RN/100/1	414	187	150	18,5			93059	
G210.15, 17T		R	<b>19 935 18,50 60 8</b>	8	19 935	RN/101/1	414	187	175	18,5			93059	
G210 BOM, 19T	03/86→													
G210.19 Turbo	04/86→													
G220.17 BOM	1992→													
G230.15, 17T	10/88→													
G230.19 T	04/86→													
G260 (11-17T)	10/88→													
G260 BOM, 19T, GT	03/86→													
G280	→03/90													
G290 (16/17T)	10/88→													
G290.19GT	03/86→													
G290.24 (6x2)	07/87→													
G290.26 (6x2, 6x4), Turbo Intercooler														
G290.30														
G300	→03/90													
G320 17, 19, 24, 26	1988→													
G330, 340ti	→03/90													
G170	1986→09/88	F	<b>19 934 18,50 60 8</b>	8	19 934	RN/100/1	414	187	150	18,5			93059	
G170.15	1986→1988	R	<b>19 934 18,50 60 8</b>	8	19 934	RN/100/1	414	187	150	18,5			93059	
G210.15, 17T	03/86→09/88													
G230.15, 17T, SP Turbo														
G260 (11-17T)														
G290 (16/17T)														
G170.13, 15A	→1988	F	<b>17 747 12,50 60 3</b>	2	17 748	BT/56/1	414	284	125	12,5			93049	
G260 (11-15T) Rigid	→09/84				2	17 747	BT/57/1	414	345	125	12,5		93049	
G260 (15T) Tractor	→10/83	R	<b>19 919 13,00 60 4</b>	4	19 919	BT/84/1	414	371	150	13,0			93059	
G170.16	→1986	F	<b>19 049 12,50 60 3*</b>	2	19 049	SA/10/1	414	347	150	12,5	* use/verwenden J1296928		93049	
G210 (11-17T)	1983→02/86				2	19 199	SA/11/1	414	286	150	12,5		93049	
G230 (11-17T)		R	<b>19 919 13,00 60 4</b>	4	19 919	BT/84/1	414	371	150	13,0			93059	
G230.17	1983→03/86													
G260 (11-15T) Rigid	10/84→02/86													
G260 (15T) Tractor	11/83→02/86													
G260 (16/17T)	1983→02/86													
G290 (16/17T)														
G200.17/18	04/90→	F	<b>19 935 18,50 60 8</b>	8	19 935	RN/101/1	414	187	175	18,5			93059	
G230.17		R	<b>19 935 18,50 60 8</b>	8	19 935	RN/101/1	414	187	175	18,5			93059	
G230.18														
G230.19														
G210 BOM, 19T	1983→02/86	F	<b>19 049 12,50 60 3*</b>	2	19 049	SA/10/1	414	347	150	12,5	* use/verwenden J1296928		93049	
G260 BOM, 19T, GT	→02/86				2	19 199	SA/11/1	414	286	150	12,5		93049	
G290.19, A, GT		R	<b>19 463 13,50 60 4</b>	4	19 463	BT/59/6	414	374	175	13,5			93059	
		R	<b>19 919 13,00 60 4</b>	4	19 919	BT/84/1	414	371	150	13,0	Opt (6x4)		93059	
G220.19 BOM	1992→	F	<b>19 935 18,50 60 8</b>	8	19 935	RN/101/1	414	187	175	18,5			93059	
		R	<b>19 935 18,50 60 8</b>	8	19 935	RN/101/1	414	187	175	18,5			93059	
G230.19 T	1983→02/86	F	<b>19 049 12,50 60 3*</b>	2	19 049	SA/10/1	414	347	150	12,5	* use/verwenden J1296928		93049	
					2	19 199	SA/11/1	414	286	150	12,5		93049	
		R	<b>19 463 13,50 60 4</b>	4	19 463	BT/59/6	414	374	175	13,5			93059	
		R	<b>19 919 13,00 60 4</b>	4	19 919	BT/84/1	414	371	150	13,0	6x4		93059	



**29 043 24,00 40 4**  
1720 MER D2




**29 210 28,00 41 4**  
4572 MER D3/D-ELSA 1



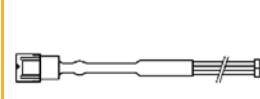
**UAI101** ↔ 365mm  
📦 2



**UAI109** ↔ 420mm  
📦 2



**UAI111** ↔ 580mm  
📦 2



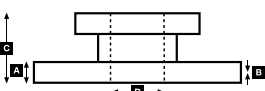
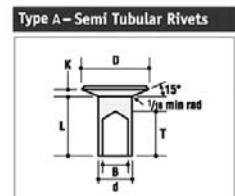
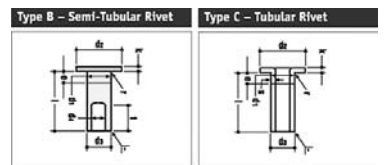
**UAI117** ↔ 400mm  
📦 2



		∅	A	B	C	D		Kg			
<b>BCR128A</b>		440	44.4	39.0	100	131	10x17,2 2xM14	29.0			
<b>BCR244A</b>		434	45.0	38.0	97	131	10x17 2xM14	33.0			



Rivet Ref	Head Size	Shank Ø x Shank Length	Drawing type	Head Shape	T = tubular S = semi-tubular	Material	Material Description
<b>93049</b>	11.5	06x15	Type C	Flat	T	STEEL	1 x FM RIVETS BAG INCLUDES 100 PCS
<b>93059</b>	15.5	08x18	Type C	Flat	T (stepped)	STEEL	1 x FM RIVETS BAG INCLUDES 100 PCS





# WVA



!

**...RENAULT TRUCKS****...Manager/G Series**

G230ti	04/90→12/92	F	<b>19 935 18,50 60 8</b>	8	19 935	RN/101/1	414	187	175	18,5	Opt.	93059		
G270	→12/92	R	<b>19 935 18,50 60 8</b>	8	19 935	RN/101/1	414	187	175	18,5		93059		
G280	04/90→12/92													
G300														
G330, 340ti														
G230ti	01/93→	F	<b>19 935 18,50 60 8</b>	8	19 935	RN/101/1	414	187	175	18,5	Opt.	93059		
G270		R	<b>19 935 18,50 60 8</b>	8	19 935	RN/101/1	414	187	175	18,5		93059		
G280														
G300														
G330, 340ti														
G260, 290 (6x2)	07/87→	R1	<b>19 032 17,80 00 8</b>	8	19 032	BC/98/1	420	205	180	▶17,8	Lift axle with single wheels	93058		
		R1	<b>19 094 17,80 00 8</b>	8	19 094	BC/97/1	420	202	200	▶17,8	Lift axle with twin wheels	93058		
			<b>19 935 18,50 60 8</b>	8	19 935	RN/101/1	414	187	175	18,5		93059		
		R2	<b>19 032 17,80 00 8</b>	8	19 032	BC/98/1	420	205	180	▶17,8	Lift axle with single wheels	93058		
			<b>19 094 17,80 00 8</b>	8	19 094	BC/97/1	420	202	200	▶17,8	Lift axle with twin wheels	93058		
			<b>19 935 18,50 60 8</b>	8	19 935	RN/101/1	414	187	175	18,5		93059		
G260, 290 (6x4)	03/86→12/88	F	<b>19 934 18,50 60 8</b>	8	19 934	RN/100/1	414	187	150	18,5		93059		
		R1	<b>19 934 18,50 60 8</b>	8	19 934	RN/100/1	414	187	150	18,5		93059		
		R2	<b>19 934 18,50 60 8</b>	8	19 934	RN/100/1	414	187	150	18,5		93059		
G260, 290 (6x4)	1983→02/86	F	<b>19 049 12,50 60 3*</b>	2	19 049	SA/10/1	414	347	150	12,5	* use/verwenden J1296928	93049		
				2	19 199	SA/11/1	414	286	150	12,5		93049		
		R1	<b>19 919 13,00 60 4</b>	4	19 919	BT/84/1	414	371	150	13,0		93059		
		R2	<b>19 919 13,00 60 4</b>	4	19 919	BT/84/1	414	371	150	13,0		93059		
G280, 300, 330, 340ti	01/93→	F	<b>19 935 18,50 60 8</b>	8	19 935	RN/101/1	414	187	175	18,5	Opt.	93059		
		R1	<b>19 032 17,80 00 8</b>	8	19 032	BC/98/1	420	205	180	▶17,8	Lift axle with single wheels	93058		
			<b>19 094 17,80 00 8</b>	8	19 094	BC/97/1	420	202	200	▶17,8	Lift axle with twin wheels	93058		
			<b>19 935 18,50 60 8</b>	8	19 935	RN/101/1	414	187	175	18,5		93059		
		R2	<b>19 032 17,80 00 8</b>	8	19 032	BC/98/1	420	205	180	▶17,8	Lift axle with single wheels	93058		
			<b>19 094 17,80 00 8</b>	8	19 094	BC/97/1	420	202	200	▶17,8	Lift axle with twin wheels	93058		
			<b>19 935 18,50 60 8</b>	8	19 935	RN/101/1	414	187	175	18,5		93059		
G280, 300, 330, 340ti	04/90→12/92	F	<b>19 935 18,50 60 8</b>	8	19 935	RN/101/1	414	187	175	18,5	Opt.	93059		
		R1	<b>19 032 17,80 00 8</b>	8	19 032	BC/98/1	420	205	180	▶17,8	Lift axle with single wheels	93058		
			<b>19 094 17,80 00 8</b>	8	19 094	BC/97/1	420	202	200	▶17,8	Lift axle with twin wheels	93058		
			<b>19 935 18,50 60 8</b>	8	19 935	RN/101/1	414	187	175	18,5		93059		
		R2	<b>19 032 17,80 00 8</b>	8	19 032	BC/98/1	420	205	180	▶17,8	Lift axle with single wheels	93058		
			<b>19 094 17,80 00 8</b>	8	19 094	BC/97/1	420	202	200	▶17,8	Lift axle with twin wheels	93058		
			<b>19 935 18,50 60 8</b>	8	19 935	RN/101/1	414	187	175	18,5		93059		
G290	01/89→	F	<b>19 934 18,50 60 8</b>	8	19 934	RN/100/1	414	187	150	18,5		93059		
		R1	<b>19 935 18,50 60 8</b>	8	19 935	RN/101/1	414	187	175	18,5		93059		
		R2	<b>19 935 18,50 60 8</b>	8	19 935	RN/101/1	414	187	175	18,5		93059		
G320 (6x2)	1988→	F	<b>19 934 18,50 60 8</b>	8	19 934	RN/100/1	414	187	150	18,5		93059		
		R1	<b>19 032 17,80 00 8</b>	8	19 032	BC/98/1	420	205	180	▶17,8	Lift axle with single wheels	93058		
			<b>19 094 17,80 00 8</b>	8	19 094	BC/97/1	420	202	200	▶17,8	Lift axle with twin wheels	93058		
			<b>19 935 18,50 60 8</b>	8	19 935	RN/101/1	414	187	175	18,5		93059		
		R2	<b>19 032 17,80 00 8</b>	8	19 032	BC/98/1	420	205	180	▶17,8	Lift axle with single wheels	93058		
			<b>19 935 18,50 60 8</b>	8	19 935	RN/101/1	414	187	175	18,5		93059		

**Midliner/C Series**

10 - 13 to (40C)	06/00→	F	<b>29 097 20,50 41 5*</b>	4	29 097	FCV1046	354	180	86	21	* use/verwenden FCV1046			<b>BCR126A</b>
		R	<b>29 097 20,50 41 5*</b>	4	29 097	FCV1046	354	180	86	21	* use/verwenden FCV1046			<b>BCR126A</b>

**Midliner/M Series**

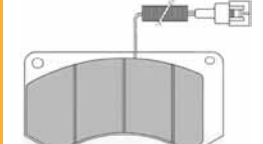
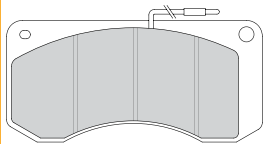
M 120/140/150/160/180/200/ 210/ 230 .12/13, PA / M 120/140/ 160/180kW	1989→12/94	F	<b>29 013 21,50 41 5*</b>	4	29 013	FCV668	354	183	87	21	* use/verwenden FCV668			<b>BCR126A</b>
	01/95→	F	<b>29 097 20,50 41 5*</b>	4	29 097	FCV1046	354	180	86	21	→12/97 * use/verwenden FCV1046			<b>BCR126A</b>

**Midliner/M Series**

M120/140.12, 13	1989→12/94	R	<b>19 255 17,50 60 3</b>	2	19 255	RN/102/1	360	256	170	▶17,5		93234		
M150.12, 13	1990→12/94			2	19 259	RN/103/1	360	349	170	▶17,5		93059		
M150.12, 13	01/95→	R	<b>19 255 17,50 60 3</b>	2	19 255	RN/102/1	360	256	170	▶17,5		93059		
				2	19 259	RN/103/1	360	349	170	▶17,5		93059		

29 013 21,50 41 5\*  
1708 S.E.E. 2 x 67

29 097 20,50 41 5\*  
1718 S.E.E. 2 x 67



**BCR126A**



354

**A** 30.0

**B** 26.0

**C** 82

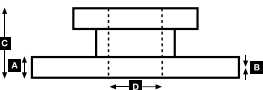
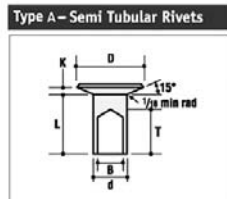
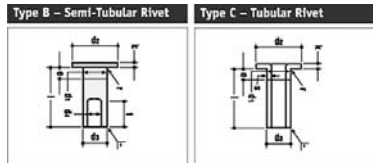
**D** 128

10x12,4

**Kg** 14.2



Rivet Ref	Head Size	Shank Ø x Shank Length	Drawing type	Head Shape	T = tubular S = semi-tubular	Material	Material Description
<b>93049</b>	11.5	06x15	Type C	Flat	T	STEEL	1 x FM RIVETS BAG INCLUDES 100 PCS
<b>93058</b>	15.5	08x15	Type C	Flat	T (stepped)	STEEL	1 x FM RIVETS BAG INCLUDES 100 PCS
<b>93059</b>	15.5	08x18	Type C	Flat	T (stepped)	STEEL	1 x FM RIVETS BAG INCLUDES 100 PCS
<b>93234</b>	9.5	05x12	Type B	Flat	S	STEEL	1 x FM RIVETS BAG INCLUDES 100 PCS





# WVA



!

**...RENAULT TRUCKS****...Midliner/M Series**

M150.14	1989→	F	<b>19 934 18,50 60 8</b>	8	19 934	RN/100/1	414	187	150	18,5				93059	
M160.15		R	<b>19 934 18,50 60 8</b>	8	19 934	RN/100/1	414	187	150	18,5				93059	
M180.15, 16			<b>19 935 18,50 60 8</b>	8	19 935	RN/101/1	414	187	175	18,5	Opt.			93059	
M200.15, 16															
M210.14, 15, 16															
M230.15, 16															
M250.15, 16	1996→														
PA160/180 Maroc (15/16T)	1989→														
M180.12, 13	1990→12/94	R	<b>19 255 17,50 60 3</b>	2	19 255	RN/102/1	360	256	170	▶17,5				93059	
M200.12, 13				2	19 259	RN/103/1	360	349	170	▶17,5				93059	
M210.13	1989→12/94														
M230.13															
PA160/180 Maroc	1991→12/94														
M230.12, 13	01/95→	R	<b>19 255 17,50 60 3</b>	2	19 255	RN/102/1	360	256	170	▶17,5				93059	
M250.12, 13	1996→			2	19 259	RN/103/1	360	349	170	▶17,5				93059	

**Midliner/S Series**

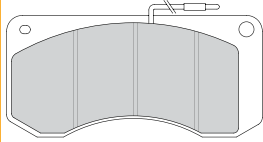
S12, S13	1987→1990	F	<b>29 013 21,50 41 5*</b>	4	29 013	FCV668	354	183	87	21	*use/verwenden FCV668				<b>BCR126A</b>
S130.11/BOM, S130.13.14, S150.11/13/14	→04/86	F	<b>29 013 21,50 41 5*</b>	4	29 013	FCV668	354	183	87	21	*use/verwenden FCV668				<b>BCR126A</b>
S130/150.13/14, S150/170.11/13	05/86→	F	<b>29 013 21,50 41 5*</b>	4	29 013	FCV668	354	183	87	21	*use/verwenden FCV668				<b>BCR126A</b>
S130.11/13/14, 150.11/13/14 ti, S170.11/13		F	<b>29 097 20,50 41 5*</b>	4	29 097	FCV1046	354	180	86	21	*use/verwenden FCV1046				<b>BCR126A</b>
S 120/135/140/150/180/ 210.07/ 08A (40K) 82-88kW	1990→	F	<b>29 065 22,00 40 4</b>	4	29 065	FCV879	304	175	86	22		UA1100			<b>BCR174A</b>
S 120/135/140/160/180.09/10B (40N) 88kW		F	<b>29 067 22,00 40 4</b>	4	29 067	FCV733	322	176	79	22		UA1100			<b>BCR175A</b>
S 160.06/08 (40K) 88kW		F	<b>29 065 22,00 40 4</b>	4	29 065	FCV879	304	175	86	22					<b>BCR174A</b>
S 150/210.09/B, 10/B 88kW	1993→	F	<b>29 067 22,00 40 4</b>	4	29 067	FCV733	322	176	79	22					<b>BCR175A</b>

**Midliner/S Series**

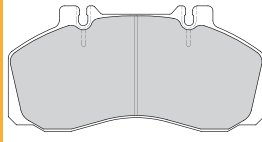
S08.130, 150	1987→1990	F	<b>17 827 12,50 60 3*</b>	2	17 827	SA/28/1	325	251	120	12,5	*use/verwenden J1227928				
S90 all 66kW /90PS	05/83→04/87			2	17 828	SA/29/1	325	210	120	12,5					
S100.09 (all) 73kW /100PS	07/86→	R	<b>19 620 12,50 60 3</b>	2	19 621	SA/30/1	325	251	150	12,5					
S130.08A, 08A/R, 08B, 08R 96kW /130PS	05/83→			2	19 620	SA/31/1	325	210	150	12,5					
S130.09A, 09/A, 09R 96kW /130PS	10/86→														
S150.08, 09 TI A/R 110kW /150PS	1985→														
S12, 13	1987→1990	R	<b>19 255 17,50 60 3</b>	2	19 255	RN/102/1	360	256	170	▶17,5				93234	
				2	19 259	RN/103/1	360	349	170	▶17,5				93059	
S100.06, 07, 08	03/86→	F	<b>17 829 10,00 60 3*</b>	2	17 829	BT/76/1	310	245	100	10,0	*use/verwenden J1228928			93038	
S110.06, 07, 08				2	17 830	SA/25/1	310	209	100	10,0				93038	
S130.06, 07, 08	09/87→	R	<b>17 831 10,00 60 3*</b>	2	17 832	SA/26/1	310	245	125	10,0	*use/verwenden J1229928			93038	
				2	17 831	SA/27/1	310	209	125	10,0				93038	
S120.07, 08 (40K)	1990→	F	<b>17 829 10,00 60 3*</b>	2	17 829	BT/76/1	310	245	100	10,0	Opt./ *use/verwenden J1228928			93038	
				2	17 830	SA/25/1	310	209	100	10,0				93038	
		R	<b>17 829 10,00 60 3*</b>	2	17 832	SA/26/1	310	245	125	10,0	Opt./ *use/verwenden J1229928			93038	
				2	17 831	SA/27/1	310	209	125	10,0	Opt.			93038	
S120.09 (40N)	1990→	F	<b>17 827 12,50 60 3*</b>	2	17 827	SA/28/1	325	251	120	12,5	Opt./ *use/verwenden J1227928				
				2	17 828	SA/29/1	325	210	120	12,5					
		R	<b>19 620 12,50 60 3</b>	2	19 621	SA/30/1	325	251	150	12,5	Opt.				
				2	19 620	SA/31/1	325	210	150	12,5					
S150.11ti	05/86→	R	<b>19 255 17,50 60 3</b>	2	19 255	RN/102/1	360	256	170	▶17,5				93059	
S150.13ti, Citerne, BOM, 14ti				2	19 259	RN/103/1	360	349	170	▶17,5				93059	
S170.11, 13, 14, 14BOM	1988→	R	<b>19 049 12,50 60 3*</b>	2	19 049	SA/10/1	414	347	150	12,5	Opt 7/83> / *use/verwenden J1296928			93049	
				2	19 199	SA/11/1	414	286	150	12,5				93049	
S140.07, 08 (40K)	1990→	F	<b>17 829 10,00 60 3*</b>	2	17 829	BT/76/1	310	245	100	10,0	Opt./ *use/verwenden J1228928			93038	
S160.06, 07, 08 (40K)				2	17 830	SA/25/1	310	209	100	10,0				93038	
		R	<b>17 829 10,00 60 3*</b>	2	17 832	SA/26/1	310	245	125	10,0	Opt./ *use/verwenden J1229928			93038	
				2	17 831	SA/27/1	310	209	125	10,0				93038	
S160.09 (40N)	1990→	F	<b>17 827 12,50 60 3*</b>	2	17 827	SA/28/1	325	251	120	12,5	Opt./ *use/verwenden J1227928				
				2	17 828	SA/29/1	325	210	120	12,5					
		R	<b>19 620 12,50 60 3</b>	2	19 621	SA/30/1	325	251	150	12,5	Opt.				
				2	19 620	SA/31/1	325	210	150	12,5					



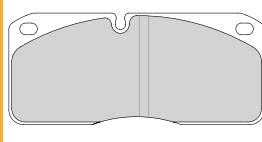
**29 013 21,50 41 5\***  
1708 S.E.E. 2 x 67



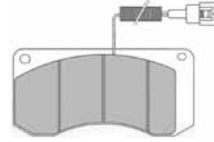
**29 065 22,00 40 4**  
1721 MER 2x60



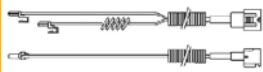
**29 067 22,00 40 4**  
3475 MER 2x68



**29 097 20,50 41 5\***  
1718 S.E.E. 2 x 67



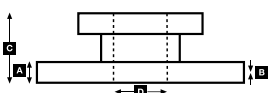
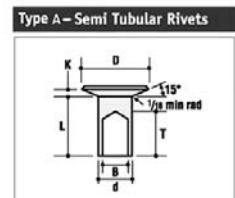
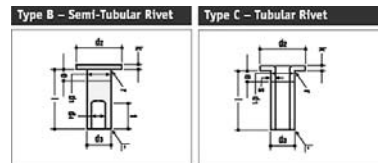
**UAI100** ↔ 885mm  
2



				<b>A</b>	<b>B</b>	<b>C</b>	<b>D</b>		<b>Kg</b>	
<b>BCR126A</b>		354	30.0	26.0	82	128	10x12,4	14.2		
<b>BCR174A</b>		304	30.0	27.8	134.5	250	6x21	15.0		
<b>BCR175A</b>		322	30.0	27.8	140	290	6x21	18.0		



Rivet Ref	Head Size	Shank Ø x Shank Length	Drawing type	Head Shape	T = tubular S = semi-tubular	Material	Material Description
<b>93038</b>	9.5	05x10	Type C	Flat	T	STEEL	1 x FM RIVETS BAG INCLUDES 100 PCS
<b>93049</b>	11.5	06x15	Type C	Flat	T	STEEL	1 x FM RIVETS BAG INCLUDES 100 PCS
<b>93059</b>	15.5	08x18	Type C	Flat	T (stepped)	STEEL	1 x FM RIVETS BAG INCLUDES 100 PCS
<b>93234</b>	9.5	05x12	Type B	Flat	S	STEEL	1 x FM RIVETS BAG INCLUDES 100 PCS





# WVA



!

**...RENAULT TRUCKS****...Midliner/S Series**

S170 (SH), 14BOM (SP) TI S220i	F	<b>17 747 12,50 60 3</b>	2	17 748	BT/56/1	414	284	125	12,5		93049	
			2	17 747	BT/57/1	414	345	125	12,5		93049	
	R	<b>19 049 12,50 60 3*</b>	2	19 049	SA/10/1	414	347	150	12,5	* use/verwenden J1296928	93049	
			2	19 199	SA/11/1	414	286	150	12,5		93049	

**Midlum Series**

135; 150; 180; 210; 220; - 7, 8, 9, 10, 12B/C (17.5" wheel size) 100-195kW	03/00→	F	<b>29 088 26,00 40 4</b>	4	29 088	FCV1279	330	176	83	26		UA1151	<b>BCR218A</b>
		R	<b>29 088 26,00 40 4</b>	4	29 088	FCV1279	330	176	83	26	UAC173 (SPRINGS)/ UAC169 (FORKS), with ABS Disc	UA1151/UAC173	<b>BCR219A</b>
	03/01→	F	<b>29 142 30,00 40 4</b>	4	29 142	FCV1389	380	204	99.6	30	UAC168 (SPRINGS)/ UAC170 (FORKS) Opt	UA1166/UAC168	<b>BCR185A</b>
		R	<b>29 142 30,00 40 4</b>	4	29 142	FCV1389	375	204	99.6	30	UAC168 (SPRINGS)/ UAC170 (FORKS) Opt	UA1166/UAC168 UA1166	<b>BCR242A</b> <b>BCR220A</b> <b>BCR243A</b>

**New Magnum DXi Series**

460.18/24/25/26, 500.18/24/25/26 series	05/06→	F	<b>29 218 29,00 41 4</b>	4	29 218	FCV4378BFE	249	109.5	29	Meritor Elso225-3		UA1169	
		R	<b>29 177 29,00 41 4</b>	4	29 177	FCV4170B	210	102.6	29	Meritor VGT195 - LIFT AXLE		UA1169	

**New Midlum Series**

160.12, 190.12/13/14/16, 220.12/13/14/16, 240.12/13/14/16/18, 280.12/13/14/16/ 18 series fitted with Meritor Elso225-1 caliper	05/06→	F	<b>29 203 29,00 41 4</b>	4	29 203	FCV4377B	216	99.6	29	19.5" wheel size		UA1169	<b>BCR242A</b>
		R	<b>29 203 29,00 41 4</b>	4	29 203	FCV4377B	216	99.6	29	19.5" wheel size		UA1169	<b>BCR243A</b>

**New Midlum Series Dxi**

160.12, 190.10, 220.10	05/06→	F	<b>29 207 30,00 41 4</b>	4	29 207	FCV1815BFE	210	92	30			UA1175	
		R	<b>29 207 30,00 41 4</b>	4	29 207	FCV1815BFE	210	92	30			UA1175	

**Premium 2 (Distribution/Route)**

Distribution 280.18/26, 320.18/26, 370.18/26, 410.18/26, 450.18, Route 410.18/24/25/26, 410.25/26 Pusher, 450.18/24/25/26, 450.25/26	10/05→	F	<b>29 218 29,00 41 4</b>	4	29 218	FCV4378BFE	249	109.5	29	22.5" wheel size, Elso225-3 caliper		UA1169	
		R	<b>29 218 29,00 41 4</b>	4	29 218	FCV4378BFE	249	109.5	29	22.5" wheel size, Elso225-3 caliper		UA1169	
			<b>29 177 29,00 41 4</b>	4	29 177	FCV4170B	210	102.6	29	Meritor VGT195 - LIFT AXLE		UA1169	

**Premium Distribution**

210.16, 210.18D, 250.16, 250.18D, 250.19, 260.16, 260.18, 260.19, 300.16D, 300.16T, 300.18D, 300.18D/T, 300.19, 300.19D/T, 300.26D, 340.18D, 340.18D/T, 340.19D, 340.19D/T, 340.26D, 385.18, 385.19, 385.24, 385.26D/T, 400.18, 400.19, 400.24, 400.26D/T	04/96→06/98	F	<b>29 210 28,00 41 4</b>	4	29 210	FCV1585BFE	434	250	118	28	→06/98	UA1117	<b>BCR244A</b>
	07/98→07/00	F	<b>29 090 28,00 41 4</b>	4	29 090	FCV1047B	438	250	114	28	07/98→07/00	UA1116	<b>BCR134A</b>
	08/00→	F	<b>29 156 30,00 41 4</b>	4	29 156	FCV1653BFE	434	250	118	30	08/00→	UA1163	<b>BCR244A</b>
	04/96→06/98	R	<b>29 210 28,00 41 4</b>	4	29 210	FCV1585BFE	434	250	118	28	→06/98	UA1117	<b>BCR245A</b>
	07/98→07/00	R	<b>29 090 28,00 41 4</b>	4	29 090	FCV1047B	438	250	114	28	07/98→07/00	UA1116	<b>BCR134A</b>
	08/00→	R	<b>29 156 30,00 41 4</b>	4	29 156	FCV1653BFE	434	250	118	30	08/00→	UA1163	<b>BCR245A</b>

**Premium Route**

300.18/T, 320.18, 340.18/T, 340.26, 370.18/24/26, 385.18/24-T, 385.26, 400.18/24-T, 400.26, 420.18/T, 420.24/25/26	04/96→06/98	F	<b>29 210 28,00 41 4</b>	4	29 210	FCV1585BFE	434	250	118	28	→06/98	UA1117	<b>BCR244A</b>
	07/98→07/00	F	<b>29 090 28,00 41 4</b>	4	29 090	FCV1047B	438	250	114	28	07/98→07/00	UA1116	<b>BCR134A</b>
	08/00→	F	<b>29 156 30,00 41 4</b>	4	29 156	FCV1653BFE	434	250	118	30	08/00→	UA1163	<b>BCR244A</b>
	04/96→06/98	R	<b>29 210 28,00 41 4</b>	4	29 210	FCV1585BFE	434	250	118	28		UA1117	<b>BCR245A</b>
	07/98→07/00	R	<b>29 090 28,00 41 4</b>	4	29 090	FCV1047B	438	250	114	28		UA1116	<b>BCR134A</b>
	08/00→	R	<b>29 156 30,00 41 4</b>	4	29 156	FCV1653BFE	434	250	118	30		UA1163	<b>BCR245A</b>

**Premium:**

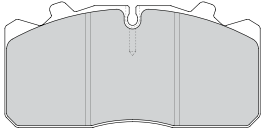
210 250 260 300 340 385	1996→7/00	R	<b>19 187 18,50 60 8</b>	8	19 187	RN/104/1	414	187	220	18,5		93059	
--	-----------	---	--------------------------	---	--------	----------	-----	-----	-----	------	--	-------	--

**Saviem**

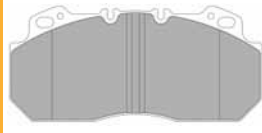
HB15, B HB26BT, T HF15, B HF26BT, CT, ET, T SM8-15	1978→1980	F	<b>17 747 12,50 60 3</b>	2	17 748	BT/56/1	414	284	125	12,5		93049	
			<b>17 747 12,50 60 3</b>	2	17 747	BT/57/1	414	345	125	12,5		93049	
	1976→1977	R	<b>19 049 12,50 60 3*</b>	2	19 049	SA/10/1	414	347	150	12,5	* use/verwenden J1296928	93049	
			<b>19 049 12,50 60 3*</b>	2	19 199	SA/11/1	414	286	150	12,5		93049	
HB17B, BOM, C, CIT	1978→1980	F	<b>19 049 12,50 60 3*</b>	2	19 049	SA/10/1	414	347	150	12,5	* use/verwenden J1296928	93049	

# RENAULT TRUCKS

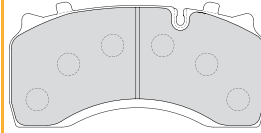
**29 088 26,00 40 4**  
1723 WAB PAN 17



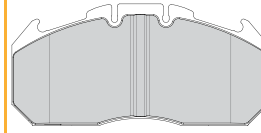
**29 090 28,00 41 4**  
4572 MER D-LISA



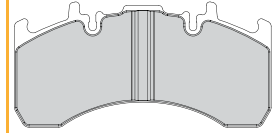
**29 142 30,00 40 4**  
4572 WAB PAN 19-2



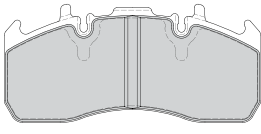
**29 156 30,00 41 4**  
4572 MER D-ELSA 2



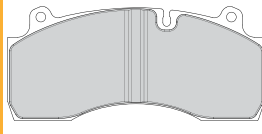
**29 177 29,00 41 4**  
4572 MER VGT195



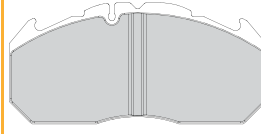
**29 203 29,00 41 4**  
4567 MER ELSA225-1



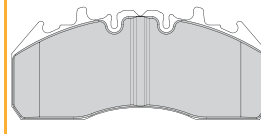
**29 207 30,00 41 4**  
4581 HAL DB19



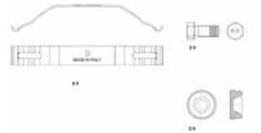
**29 210 28,00 41 4**  
4572 MER D3/D-ELSA 1



**29 218 29,00 41 4**  
4567 MER ELSA225-3 (ex-PNG)



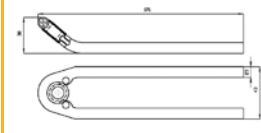
**UAC168** ↔



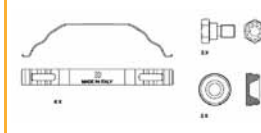
**UAC169** ↔



**UAC170** ↔



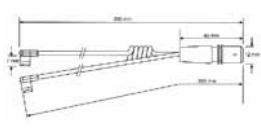
**UAC173** ↔



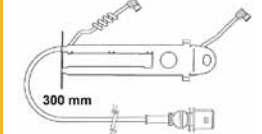
**UAI116** ↔ 226mm



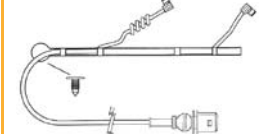
**UAI117** ↔ 400mm



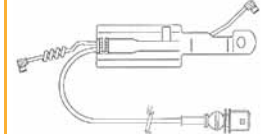
**UAI151** ↔ 300mm



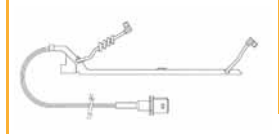
**UAI163** ↔ 355mm



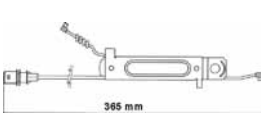
**UAI166** ↔ 450mm



**UAI169** ↔ 355mm



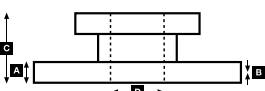
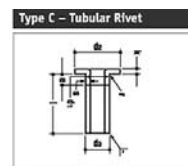
**UAI175** ↔ 365mm



				<b>A</b>	<b>B</b>	<b>C</b>	<b>D</b>		<b>Kg</b>		<b>ABS</b>
<b>BCR134A</b>		438	45.0	35.0	96.4	131	10x17,1 2xM14	31.3			
<b>BCR185A</b>		380	45.0	38.0	85	117	10x15 2xM14	22.9			
<b>BCR218A</b>		330	34.0	30.0	80	95	10x15 2xM12	15.0			
<b>BCR219A</b>		330	34.0	28.0	137	194	6x21	20.0			✓
<b>BCR220A</b>		375	45.0	38.0	167	222	8x22,5	30.2			✓
<b>BCR242A</b>		375	45.0	38.0	99	168	10x15 2xM14x2	23.8			
<b>BCR243A</b>		375	45.0	38.0	166	262	10x33	31.1			
<b>BCR244A</b>		434	45.0	38.0	97	131	10x17 2xM14	33.0			
<b>BCR245A</b>		434	45.0	38.0	160	224	12xM14	47.0			



Rivet Ref	Head Size	Shank Ø x Shank Length	Drawing type	Head Shape	T = tubular S = semi-tubular	Material	Material Description
<b>93049</b>	11.5	06x15	Type C	Flat	T	STEEL	1 x FM RIVETS BAG INCLUDES 100 PCS
<b>93059</b>	15.5	08x18	Type C	Flat	T (stepped)	STEEL	1 x FM RIVETS BAG INCLUDES 100 PCS





# WVA



!



## ...RENAULT TRUCKS

### ...Saviem

HF17B, C, CIT HF26		R	19 049 12,50 60 3*	2	19 199	SA/11/1	414	286	150	12,5		93049	
		R	19 049 12,50 60 3*	2	19 049	SA/10/1	414	347	150	12,5	* use/verwenden J1296928	93049	
		R	19 049 12,50 60 3*	2	19 199	SA/11/1	414	286	150	12,5		93049	
HB19 HF19, B PX28/30/40, T	1978→1980	F	19 049 12,50 60 3*	2	19 049	SA/10/1	414	347	150	12,5	* use/verwenden J1296928	93049	
		R	19 049 12,50 60 3*	2	19 199	SA/11/1	414	286	150	12,5		93049	
	1979→1981	R	19 463 13,50 60 4	4	19 463	BT/59/6	414	374	175	13,5		93059	
HF26V, 6x4	1978→1980	F	19 049 12,50 60 3*	2	19 049	SA/10/1	414	347	150	12,5	* use/verwenden J1296928	93049	
		R	19 049 12,50 60 3*	2	19 199	SA/11/1	414	286	150	12,5		93049	
		R1	19 049 12,50 60 3*	2	19 049	SA/10/1	414	347	150	12,5	* use/verwenden J1296928	93049	
		R2	19 049 12,50 60 3*	2	19 199	SA/11/1	414	286	150	12,5		93049	
		R2	19 049 12,50 60 3*	2	19 049	SA/10/1	414	347	150	12,5	* use/verwenden J1296928	93049	
		R2	19 049 12,50 60 3*	2	19 199	SA/11/1	414	286	150	12,5		93049	
JK60, 62, 65, 75	1975→1986	F	17 829 10,00 60 3*	2	17 829	BT/76/1	310	245	100	10,0	* use/verwenden J1228928	93038	
		R	17 831 10,00 60 3*	2	17 830	SA/25/1	310	209	100	10,0		93038	
		R	17 831 10,00 60 3*	2	17 832	SA/26/1	310	245	125	10,0	* use/verwenden J1229928	93038	
		R	17 831 10,00 60 3*	2	17 831	SA/27/1	310	209	125	10,0		93038	
JN60, 75, 80, 85, 90	1975→1983	F	17 827 12,50 60 3*	2	17 827	SA/28/1	325	251	120	12,5	* use/verwenden J1227928		
		R	19 620 12,50 60 3	2	17 828	SA/29/1	325	210	120	12,5			
		R	19 620 12,50 60 3	2	19 621	SA/30/1	325	251	150	12,5			
		R	19 620 12,50 60 3	2	19 620	SA/31/1	325	210	150	12,5			
JP21, 130, JR19	1975→1986	F	17 804 12,70 60 4*	4	17 804	DO/80/1	394	354	127	12,7	* use/verwenden J1287928		
PR40, T, V8VT PS30, T, V8VT SM340	1978→ 1974→1979	F	19 494 17,00 00 8	8	19 494	MP/31/2	410	175	163	▶17,0		93059	UA1205
		R	19 495 17,00 00 8	8	19 495	MP/32/2	410	177	183	▶17,0		93059	
SM10	→1978	F	17 238 17,00 00 8	8	17 238	MP/30/2	410	175	143	▶17,0		93058	
SM12, 13 SM170, 190M, 200M SM240, 260, 280TU, 300	→1979	F	19 494 17,00 00 8	8	19 494	MP/31/2	410	175	163	▶17,0		93059	UA1205
SM21/180, 240 SM170PE SM260TPE	→1979 →1977 →1979	F	17 238 17,00 00 8	8	17 238	MP/30/2	410	175	143	▶17,0		93058	
		R	19 049 12,50 60 3*	2	19 049	SA/10/1	414	347	150	12,5	* use/verwenden J1296928	93049	
		R	19 049 12,50 60 3*	2	19 199	SA/11/1	414	286	150	12,5		93049	
SM8T	→1978	R	19 049 12,50 60 3*	2	19 049	SA/10/1	414	347	150	12,5	* use/verwenden J1296928	93049	
		R	19 049 12,50 60 3*	2	19 199	SA/11/1	414	286	150	12,5		93049	

### Series 50 (Dodge):

S75.110 S75.90	1989→1993	F	17 217 11,70 60 4	4	17 217	GG/194/1	330	295	125	11,7		93684	
-------------------	-----------	---	-------------------	---	--------	----------	-----	-----	-----	------	--	-------	--

### Special Vehicles

75.130 (4x4) 85.150, Turbo, TI (4x4)	1981→ 1984→1990	F	17 017 16,00 60 8	8	17 017	GG/217/1	360	173	143	▶16,0	Opt.	93058	
		R	19 255 17,50 60 3	2	19 255	RN/102/1	360	256	170	▶17,5	Opt.	93059	
		R	19 255 17,50 60 3	2	19 259	RN/103/1	360	349	170	▶17,5		93059	
85.150TI (4x4) 110.150TI, 170TI (4x4) ME/SE/CE 160, 180 (4X4)	1991→	F	17 017 16,00 60 8	8	17 017	GG/217/1	360	173	143	▶16,0		93058	
		R	19 255 17,50 60 3	2	19 255	RN/102/1	360	256	170	▶17,5		93234	
		R	19 255 17,50 60 3	2	19 259	RN/103/1	360	349	170	▶17,5		93059	
M180FTP ME/SE/CE 160 15t		F	17 747 12,50 60 3	2	17 748	BT/56/1	414	284	125	12,5		93049	
		R	19 049 12,50 60 3*	2	17 747	BT/57/1	414	345	125	12,5		93049	
		R	19 049 12,50 60 3*	2	19 049	SA/10/1	414	347	150	12,5	* use/verwenden J1296928	93049	
		R	19 049 12,50 60 3*	2	19 199	SA/11/1	414	286	150	12,5		93049	
ME/SE/CE 160, 180 13st S170 (4X4)		F	17 804 12,70 60 4	4	17 804	DO/80/1	394	354	127	12,7	* use/verwenden J1287928		
		R	19 049 12,50 60 3*	2	19 049	SA/10/1	414	347	150	12,5	* use/verwenden J1296928	93049	
		R	19 049 12,50 60 3*	2	19 199	SA/11/1	414	286	150	12,5		93049	

## SAURER

### All

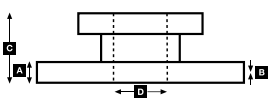
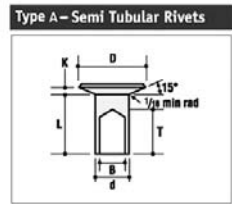
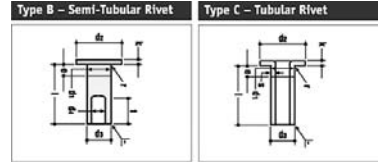
4 DF, 4 VF, 5 DF (Perrot-Bremse)	1973→	F	17 340 10,00 60 4	4	17 340	BC/77/1	400	329	140	10,0		93058	
		R	19 558 16,00 60 6	4	19 558	PB/11/1	410	210	180	▶16,0		93067	
		R	19 558 16,00 60 6	4	19 559	PB/12/1	410	207	180	▶16,0		93067	
D 180, D 230	1976→	F	17 340 14,00 86 4	4	17 340	BC/77/1	408	329	140	14,0		93067	
		R	19 558 16,00 60 6	4	19 558	PB/11/1	410	210	180	▶16,0		93067	
		R	19 558 16,00 60 6	4	19 559	PB/12/1	410	207	180	▶16,0		93067	



**UAI205** ↔ 205mm  




Rivet Ref	Head Size	Shank Ø x Shank Length	Drawing type	Head Shape	T = tubular S = semi-tubular	Material	Material Description
<b>93038</b>	9.5	05x10	Type C	Flat	T	STEEL	1 x FM RIVETS BAG INCLUDES 100 PCS
<b>93049</b>	11.5	06x15	Type C	Flat	T	STEEL	1 x FM RIVETS BAG INCLUDES 100 PCS
<b>93058</b>	15.5	08x15	Type C	Flat	T (stepped)	STEEL	1 x FM RIVETS BAG INCLUDES 100 PCS
<b>93059</b>	15.5	08x18	Type C	Flat	T (stepped)	STEEL	1 x FM RIVETS BAG INCLUDES 100 PCS
<b>93067</b>	18	10x18	Type C	Flat	T	STEEL	1 x FM RIVETS BAG INCLUDES 100 PCS
<b>93234</b>	9.5	05x12	Type B	Flat	S	STEEL	1 x FM RIVETS BAG INCLUDES 100 PCS
<b>93684</b>	12	L9	Type A	Conical	S	STEEL	1 x FM RIVETS BAG INCLUDES 100 PCS





# WVA



!

**...SAURER**

...All

D 250, D 290, D 330	1976→	R	<b>19 558 16,00 60 6</b>	4	19 558	PB/11/1	410	210	180	▶16,0		93067		
				4	19 559	PB/12/1	410	207	180	▶16,0		93067		

**SCAMMELL**

Contractor

All	1979→1987	R1	<b>19 365 18,70 90 6</b>	4	19 366	RW/1/3	419	189	203	▶19,3		93685		
				4	19 365	RW/2/3	419	192	203	▶18,7		93685		
		R2	<b>19 365 18,70 90 6</b>	4	19 366	RW/1/3	419	189	203	▶19,3		93685		
				4	19 365	RW/2/3	419	192	203	▶18,7		93685		

Handyman IV

All	1969→1980	F	<b>19 072 12,70 60 4</b>	4	19 072	GG/83/1	394	360	152	12,7		93684		
-----	-----------	---	--------------------------	---	--------	---------	-----	-----	-----	------	--	-------	--	--

Routeman 3 (28 ton)

	1974→1987	F1	<b>19 072 12,70 60 4</b>	4	19 072	GG/83/1	394	360	152	12,7		93684		
		F2	<b>19 072 12,70 60 4</b>	4	19 072	GG/83/1	394	360	152	12,7		93684		

**SCANIA**

4-Series

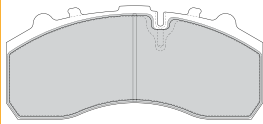
94,114,124,144,164	1996→	F	<b>29 179 30,00 41 4</b>	4	29 179	FCV1373DFE	430	248	109	30		UA1141	<b>BCR170A</b>
		R	<b>29 179 30,00 41 4</b>	4	29 179	FCV1373DFE	430	248	109	30		UA1141	<b>BCR170A</b>

Build series 4:

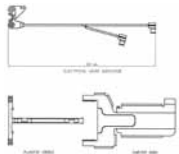
94 C/310 228kW /310PS	08/96→	F	<b>19 931 19,00 00 4</b>	4	19 931	SV/40/2	413	235	178	19,0	7" brake Opt.	93280		
94 D/220 162kW /220PS			<b>19 932 19,00 00 4</b>	4	19 932	SV/41/2	413	235	203	19,0	8" brake Opt.	93280		
94 D/310 228kW /310PS	12/96→	R	<b>17 991 19,00 00 4</b>	4	17 991	SV/39/2	413	235	127	19,0	5" brake Opt.	93280		
94 G/220 162kW /220PS	08/96→	R	<b>19 932 19,00 00 4</b>	4	19 932	SV/41/2	413	235	203	19,0	8" brake Opt.	93280		
94 G/260 191kW /260PS				4	19 933	SV/42/2	413	235	254	19,0	10" brake Opt.	93280		
94 G/310 228kW /310PS														
94 L/310 228kW /310PS														
114 C/340 250kW /340PS	05/96→													
114 C/380 280kW /381PS	03/98→													
114 G/340 250kW /340PS	05/96→													
114 G/380 280kW /381PS	03/98→													
114 L/340 250kW /340PS	05/96→													
114 L/380 280kW /381PS	03/98→													
124 C/360 265kW /360PS	09/96→													
124 C/400 294kW /400PS														
124 G/360 265kW /360PS	05/96→													
124 G/400 294kW /400PS														
124 L/360 265kW /360PS	09/96→													
124 L/400 294kW /400PS														
124 L/420 309kW /420PS	09/97→													
144 C/460 338kW /460PS	09/96→													
144 C/530 390kW /530PS														
144 G/460 338kW /460PS	04/96→													
144 G/530 390kW /530PS														
144 L/460 338kW /460PS	11/95→													
144 L/530 390kW /530PS														
T 114 G/340 250kW /340PS	05/96→													
T 114 L/340 250kW /340PS														
T 124 G/360 265kW /360PS	03/97→													
T 124 G/400 294kW /400PS														
T 124 L/360 265kW /360PS	02/97→													
T 124 L/400 294kW /400PS														
T 144 G/460 338kW /460PS	03/97→													
T 144 G/530 390kW /530PS														
T 144 L/460 338kW /460PS														
T 144 L/530 390kW /530PS														









**29 179 30,00 41 4**  
7083 KNR SB/SN7



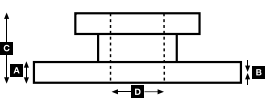
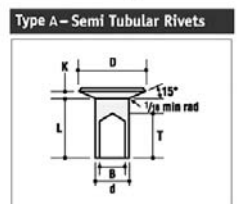
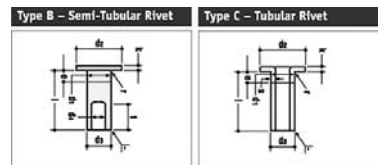
**UAI141** ↔ 310mm  
2



			<b>A</b>	<b>B</b>	<b>C</b>	<b>D</b>		<b>Kg</b>	
<b>BCR170A</b>		430	45.0	37.0	131	208	10xM16	29.5	



Rivet Ref	Head Size	Shank Ø x Shank Length	Drawing type	Head Shape	T = tubular S = semi-tubular	Material	Material Description
<b>93067</b>	18	10x18	Type C	Flat	T	STEEL	1 x FM RIVETS BAG INCLUDES 100 PCS
<b>93280</b>	12	06x18	Type B	Flat	S	STEEL	1 x FM RIVETS BAG INCLUDES 100 PCS
<b>93684</b>	12	L9	Type A	Conical	S	STEEL	1 x FM RIVETS BAG INCLUDES 100 PCS
<b>93685</b>	12	L10	Type A	Conical	S	STEEL	1 x FM RIVETS BAG INCLUDES 100 PCS





# WVA



!



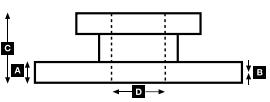
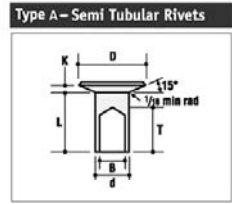
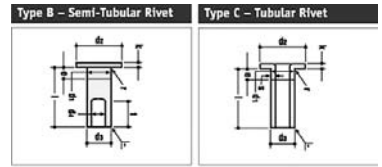
## ...SCANIA

G, P, R, T-Series:

G 82 M (6x2)	1981→1988	F	<b>17 161 19,00 00 8</b>	8	17 161	SV/26/1	413	193	127	19,0		93687	
P 82 M (6x2)		R	<b>17 161 19,00 00 8</b>	8	17 161	SV/26/1	413	193	127	19,0		93687	
P 112 M (6x2)		R	<b>19 393 19,00 00 8</b>	8	19 393	SV/27/1	413	193	203	19,0		93687	
R 112 M (6x2)													
R 142 M (6x2)													
G 82 M, MD (4x2)	1981→1988	F	<b>17 161 19,00 00 8</b>	8	17 161	SV/26/1	413	193	127	19,0		93687	
G 112 M (4x2)		R	<b>19 393 19,00 00 8</b>	8	19 393	SV/27/1	413	193	203	19,0		93687	
P 82 M (6x4)													
P 82 M, MA (4x2)													
P 112 M (6x4)													
P 112 M, MA (4x2)													
R 112 M (6x4)													
R 112 M, MA (4x2)													
R 142 M (6x4)													
R 142 M, MA (4x2)													
T 82 M (4x2)													
T 112 H (6x4)	1980→												
T 112 M (4x2)	1981→1988												
T 142 E (6x4)	1980→												
G 92 M (6x2)	1984→1988	F	<b>19 075 19,00 00 8</b>	8	19 075	SV/8/1	413	193	178	19,0		93687	
P 92 M, H (6x2)		R	<b>17 161 19,00 00 8</b>	8	17 161	SV/26/1	413	193	127	19,0		93687	
T 92 H (6x2)		R	<b>19 647 19,00 60 8</b>	8	19 647	SV/34/1	413	193	254	19,0		93687	
G 92 M, MD (4x2)	1984→1988	F	<b>19 075 19,00 00 8</b>	8	19 075	SV/8/1	413	193	178	19,0		93687	
P 82 H (4x2)	1981→1988	R	<b>19 393 19,00 00 8</b>	8	19 393	SV/27/1	413	193	203	19,0		93687	
P 92 M, MA (4x2)	1984→1988												
P 112 H (4x2)	1981→1988												
P 112 H, E (6x4)													
R 112 H, E (4x2)													
R 112 H, E (6x4)													
R 142 H (4x2)													
R 142 H, E (6x4)													
R 143 MA Intercooler													
T 82 H (4x2)	1983→												
	1980→												
	1981→1988												
	1980→												
	1981→1988												
T 112 H (4x2)													
T 112 H, E (4x2)													
T 112 H, E (6x4)													
T 142 E (6x4)													
T 142 H (4x2)													
G 93 E, H, M	1988→	F	<b>17 991 19,00 00 4</b>	4	17 991	SV/39/2	413	235	127	19,0	5" brake	93280	
G 113 E, H, M		R	<b>19 931 19,00 00 4</b>	4	19 931	SV/40/2	413	235	178	19,0	7" brake	93280	
G 143 E, H, M		R	<b>19 932 19,00 00 4</b>	4	19 932	SV/41/2	413	235	203	19,0	8" brake	93280	
P 93 E, H, M		R	<b>19 933 19,00 00 4</b>	4	19 933	SV/42/2	413	235	254	19,0	10" brake	93280	
P 113 E, H, M													
P 143 E, H, M													
R 93 E, H, M													
T 113 E, H, M													
R 143 E, H, M													
T 93 E, H, M													
T 143 E, H, M													
P 82 H (6x2)	1981→1988	F	<b>19 075 19,00 00 8</b>	8	19 075	SV/8/1	413	193	178	19,0		93687	
P 112 H (6x2)		R	<b>19 075 19,00 00 8</b>	8	19 075	SV/8/1	413	193	178	19,0		93687	
R 112 H (6x2)		R	<b>19 393 19,00 00 8</b>	8	19 393	SV/27/1	413	193	203	19,0	8" Brake	93687	
R 142 H (6x2)													
T 82 H (6x2)													
T 112 H (6x2)													
T 142 H (6x2)													
P 92 (6x2, 6x4)	1985→1988	F	<b>19 075 19,00 00 8</b>	8	19 075	SV/8/1	413	193	178	19,0		93687	
		R	<b>19 075 19,00 00 8</b>	8	19 075	SV/8/1	413	193	178	19,0		93687	
		R	<b>19 393 19,00 00 8</b>	8	19 393	SV/27/1	413	193	203	19,0	8" brake	93687	
P 92 H (4x2)	1984→1988	F	<b>19 075 19,00 00 8</b>	8	19 075	SV/8/1	413	193	178	19,0		93687	
T 92 H (4x2)		R	<b>19 647 19,00 60 8</b>	8	19 647	SV/34/1	413	193	254	19,0		93687	



Rivet Ref	Head Size	Shank Ø x Shank Length	Drawing type	Head Shape	T = tubular S = semi-tubular	Material	Material Description
<b>93280</b>	12	06x18	Type B	Flat	S	STEEL	1 x FM RIVETS BAG INCLUDES 100 PCS
<b>93687</b>	12	L12	Type A	Conical	S	STEEL	1 x FM RIVETS BAG INCLUDES 100 PCS





# WVA



!



## ...SCANIA

...G, P, R, T-Series:

P 92 M (8x4)	1985→1988	F	<b>19 075 19,00 00 8</b>	8	19 075	SV/8/1	413	193	178	19,0		93687	
		R	<b>19 075 19,00 00 8</b>	8	19 075	SV/8/1	413	193	178	19,0		93687	
T 82 H (6x2)	1980→	F	<b>19 075 19,00 00 8</b>	8	19 075	SV/8/1	413	193	178	19,0		93687	
		R	<b>17 161 19,00 00 8</b>	8	17 161	SV/26/1	413	193	127	19,0		93687	
T 112 H (6x2)			<b>19 393 19,00 00 8</b>	8	19 393	SV/27/1	413	193	203	19,0		93687	
T 142 H (6x2)			<b>19 393 19,00 00 8</b>	8	19 393	SV/27/1	413	193	203	19,0		93687	
T 82 M (4x2)	1980→	F	<b>17 161 19,00 00 8</b>	8	17 161	SV/26/1	413	193	127	19,0		93687	
		R	<b>19 075 19,00 00 8</b>	8	19 075	SV/8/1	413	193	178	19,0		93687	
T 112 M (4x2)	1980→	F	<b>17 161 19,00 00 8</b>	8	17 161	SV/26/1	413	193	127	19,0		93687	
		R	<b>19 075 19,00 00 8</b>	8	19 075	SV/8/1	413	193	178	19,0		93687	
<b>R-Series</b>													
R 340, 380, 420, 420 Euro 4, 470, 500, 580	2004→	F	<b>29 179 30,00 41 4</b>	4	29 179	FCV1373DFE	430	248	109	30		UA1141	<b>BCR170A</b>
		R	<b>29 179 30,00 41 4</b>	4	29 179	FCV1373DFE	430	248	109	30		UA1141	<b>BCR170A</b>

## SEDDON ATKINSON

200 Series

14 ton	1975→1981	F	<b>19 072 12,70 60 4</b>	4	19 072	GG/83/1	394	360	152	12,7		93684	
		R	<b>19 072 12,70 60 4</b>	4	19 072	GG/83/1	394	360	152	12,7		93684	

211 Series

2.11	1986→1988	F	<b>19 877 16,20 60 6</b>	4	19 878	PD/7/1	410	160	160	▶17,3		93049	
				4	19 877	PD/8/1	410	162	160	▶16,2		93049	
		R	<b>19 877 16,20 60 6</b>	4	19 878	PD/7/1	410	160	160	▶17,3		93049	
				4	19 877	PD/8/1	410	162	160	▶16,2		93049	

311 Series

3.11	1986→1988	F	<b>19 877 16,20 60 6</b>	4	19 878	PD/7/1	410	160	160	▶17,3		93049	
				4	19 877	PD/8/1	410	162	160	▶16,2		93049	
3.11	1986→11/90	R	<b>19 879 17,30 60 6*</b>	4	19 879	PD/3/1	410	162	200	▶17,3	* use/verwenden K19879.0-3537	93049	
				4	19 881	PD/4/1	410	160	200	▶16,5		93049	
3.11 (6x2)	1986→01/93	F	<b>19 877 16,20 60 6</b>	4	19 878	PD/7/1	410	160	160	▶17,3		93049	
				4	19 877	PD/8/1	410	162	160	▶16,2		93049	
		R1	<b>19 879 17,30 60 6*</b>	4	19 879	PD/3/1	410	162	200	▶17,3	* use/verwenden K19879.0-3537	93049	
				4	19 881	PD/4/1	410	160	200	▶16,5		93049	
		R2	<b>19 879 17,30 60 6*</b>	4	19 879	PD/3/1	410	162	200	▶17,3	* use/verwenden K19879.0-3537	93049	
				4	19 881	PD/4/1	410	160	200	▶16,5		93049	

400 Series

D16G6XC	1975→1981	F	<b>19 072 12,70 60 4</b>	4	19 072	GG/83/1	394	360	152	12,7		93684	
		R	<b>19 072 12,70 60 4</b>	4	19 072	GG/83/1	394	360	152	12,7		93684	

411 Series

4.11	1986→1988	F	<b>19 877 16,20 60 6</b>	4	19 878	PD/7/1	410	160	160	▶17,3		93049	
				4	19 877	PD/8/1	410	162	160	▶16,2		93049	
		R	<b>19 879 17,30 60 6*</b>	4	19 879	PD/3/1	410	162	200	▶17,3	* use/verwenden K19879.0-3537	93049	
				4	19 881	PD/4/1	410	160	200	▶16,5		93049	
4.11 (6x2)	1986→1991	F	<b>19 877 16,20 60 6</b>	4	19 878	PD/7/1	410	160	160	▶17,3		93049	
				4	19 877	PD/8/1	410	162	160	▶16,2		93049	
		R1	<b>19 879 17,30 60 6*</b>	4	19 879	PD/3/1	410	162	200	▶17,3	* use/verwenden K19879.0-3537	93049	
				4	19 881	PD/4/1	410	160	200	▶16,5		93049	
		R2	<b>19 879 17,30 60 6*</b>	4	19 879	PD/3/1	410	162	200	▶17,3	* use/verwenden K19928.0-3537	93049	
				4	19 881	PD/4/1	410	160	200	▶16,5		93049	

All

13/4, 18.5/4	1967→	F	<b>19 072 12,70 60 4</b>	4	19 072	GG/83/1	394	360	152	12,7		93684	
		R	<b>19 072 12,70 60 4</b>	4	19 072	GG/83/1	394	360	152	12,7		93684	
18.5/4, 20/4	1973→	F	<b>19 072 12,70 60 4</b>	4	19 072	GG/83/1	394	360	152	12,7		93684	
		R	<b>19 072 12,70 60 4</b>	4	19 072	GG/83/1	394	360	152	12,7		93684	
20/DD6, 22/DD6	1970→1973	R	<b>19 072 12,70 60 4</b>	4	19 072	GG/83/1	394	360	152	12,7		93684	

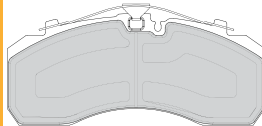
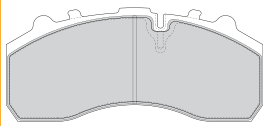
Municipal Vehicles

SB7000		F	<b>29 253 30,00 41 4</b>	4	29 253	FCV4296PTS		248	109	30			
		T6	<b>29 253 30,00 41 4</b>	4	29 253	FCV4296PTS		248	109	30			

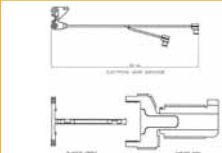


**29 179 30,00 41 4**  
7083 KNR SB/SN7

**29 253 30,00 41 4**  
4550 KNR SB/SN7



**UAI141** ↔ 310mm  
2



**BCR170A**



430

45.0

37.0

131

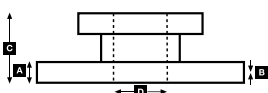
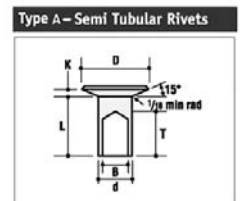
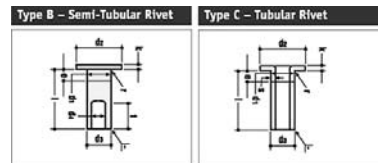
208

10xM16

Kg  
29.5



Rivet Ref	Head Size	Shank Ø x Shank Length	Drawing type	Head Shape	T = tubular S = semi-tubular	Material	Material Description
<b>93049</b>	11.5	06x15	Type C	Flat	T	STEEL	1 x FM RIVETS BAG INCLUDES 100 PCS
<b>93684</b>	12	L9	Type A	Conical	S	STEEL	1 x FM RIVETS BAG INCLUDES 100 PCS
<b>93687</b>	12	L12	Type A	Conical	S	STEEL	1 x FM RIVETS BAG INCLUDES 100 PCS





# WVA



!

**...SEDDON ATKINSON****Municipal Vehicles**

M17.P16, M17.P21 N17.P16, N17.P21	06/93→	F	<b>19 071 18,30 00 8</b>	8	19 071	VL/88/2	410	176	200	▶18,3		93683/ 93685	
		R	<b>19 071 18,30 00 8</b>	8	19 071	VL/88/2	410	176	200	▶18,3		93683/ 93685	
M25.P21 M26.P21 N23.P21	06/93→	F	<b>19 071 18,30 00 8</b>	8	19 071	VL/88/2	410	176	200	▶18,3		93683/ 93685	
		R1	<b>19 071 18,30 00 8</b>	8	19 071	VL/88/2	410	176	200	▶18,3		93683/ 93685	
		R2	<b>19 071 18,30 00 8</b>	8	19 071	VL/88/2	410	176	200	▶18,3		93683/ 93685	

**Pacer**

M210.C17, M210.P17 M240.C17 N210.C17, N210.P17	1994→	F	<b>19 071 18,30 00 8</b>	8	19 071	VL/88/2	410	176	200	▶18,3		93683/ 93685	
		R	<b>19 071 18,30 00 8</b>	8	19 071	VL/88/2	410	176	200	▶18,3		93683/ 93685	
M210.P25, M210.M26 M240.C25, M240.C26	1994→	F	<b>19 071 18,30 00 8</b>	8	19 071	VL/88/2	410	176	200	▶18,3		93683/ 93685	
		R1	<b>19 071 18,30 00 8</b>	8	19 071	VL/88/2	410	176	200	▶18,3		93683/ 93685	
		R2	<b>19 071 18,30 00 8</b>	8	19 071	VL/88/2	410	176	200	▶18,3		93683/ 93685	
M325.L32	1994→	F1	<b>19 071 18,30 00 8</b>	8	19 071	VL/88/2	410	176	200	▶18,3		93683/ 93685	
		F2	<b>19 071 18,30 00 8</b>	8	19 071	VL/88/2	410	176	200	▶18,3		93683/ 93685	
		R1	<b>19 071 18,30 00 8</b>	8	19 071	VL/88/2	410	176	200	▶18,3		93683/ 93685	
		R2	<b>19 071 18,30 00 8</b>	8	19 071	VL/88/2	410	176	200	▶18,3		93683/ 93685	

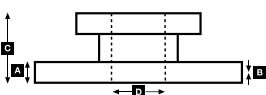
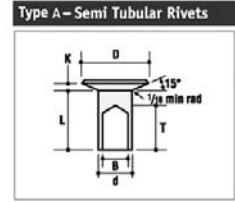
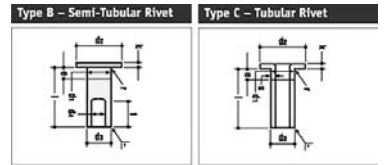
**Stratos**

R24.26C TC26.27C, TC26.28L 26.275L	1990→01/93 09/90→ 1994→	F R1 R2	<b>19 071 18,30 00 8</b>	8	19 071	VL/88/2	410	176	200	▶18,3		93683/ 93685	
TC32.28L, TC32.33L, TC32.33P 32.275L	09/90→ 1994→	F1 F2 R1 R2	<b>19 071 18,30 00 8</b>	8	19 071	VL/88/2	410	176	200	▶18,3		93683/ 93685	
17.275L 17.325L 17.340C 17.350L 17.380C 17.410C	12/93→ 04/94→ 05/94→ 04/94→	F R	<b>19 071 18,30 00 8</b>	8	19 071	VL/88/2	410	176	200	▶18,3	Opt.	93683/ 93685	
210.C17, 210.P17	1994→	F R	<b>19 071 18,30 00 8</b>	8	19 071	VL/88/2	410	176	200	▶18,3		93683/ 93685	





Rivet Ref	Head Size	Shank Ø x Shank Length	Drawing type	Head Shape	T = tubular S = semi-tubular	Material	Material Description
<b>93683</b>	12	L8	Type A	Conical	S	STEEL	1 x FM RIVETS BAG INCLUDES 100 PCS
<b>93685</b>	12	L10	Type A	Conical	S	STEEL	1 x FM RIVETS BAG INCLUDES 100 PCS





# WVA



!



## ...SEDDON ATKINSON

### ...Stratos

210.C21, 210.P21	1994→	F	<b>19 071 18,30 00 8</b>	8	19 071	VL/88/2	410	176	200	▶18,3		93683/ 93685
		R1	<b>19 306 16,50 60 8</b>	8	19 306	GG/216/1	360	173	170	▶16,5		93683
		R2	<b>19 306 16,50 60 8</b>	8	19 306	GG/216/1	360	173	170	▶16,5		93683
23.325L	02/94→	F	<b>19 071 18,30 00 8</b>	8	19 071	VL/88/2	410	176	200	▶18,3	Opt.	93683/ 93685
23.340C 23.350L		R1	<b>19 071 18,30 00 8</b>	8	19 071	VL/88/2	410	176	200	▶18,3	Opt.	93683/ 93685
23.380C 23.410C		R2	<b>19 071 18,30 00 8</b>	8	19 071	VL/88/2	410	176	200	▶18,3	Opt.	93683/ 93685

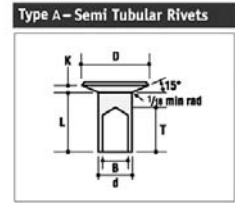
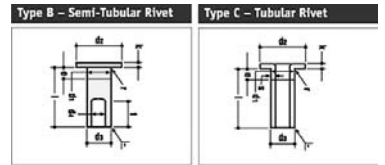
## STEYR

### All

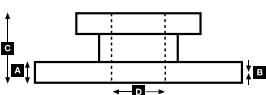
6S (Meritor-Brake)	1991→	F	<b>15 879 16,50 60 8</b>	8	15 879	GG/209/1	325	140	97	▶16,5		93058
		R	<b>15 879 16,50 60 8</b>	8	15 879	GG/209/1	325	140	97	▶16,5		93058
8S, 9S, 11S (Meritor-Brake)	1990→	F	<b>17 988 16,20 60 8</b>	8	17 988	GG/210/1	325	140	150	▶16,2		93058
		R	<b>17 988 16,20 60 8</b>	8	17 988	GG/210/1	325	140	150	▶16,2		93058
12M18 (4x4) (Military Vehicle)	1986→	F	<b>17 251 12,50 60 4</b>	4	17 251	SY/16/1	405	370	120	12,5		93060
12S, 13S (4x2) (Meritor-Brakes)	1987→	F	<b>19 928 19,70 00 8*</b>	8	19 928	RW/26/1	360	167	170	▶19,7	*use/verwenden K19928.0-3537	93683
		R	<b>19 928 19,70 00 8*</b>	8	19 928	RW/26/1	360	167	170	▶19,7	*use/verwenden K19928.0-3537	93683
13S (4x4)	1986→	F	<b>17 251 12,50 60 4</b>	4	17 251	SY/16/1	405	370	120	12,5		93060
		R	<b>17 252 11,50 60 3</b>	2	17 253	SY/17/1	405	423	140	11,5		93060
14S, 15S, 16S (4x2) (for Hydraulic brakes)	1986→1989	F	<b>17 847 12,50 60 4</b>	4	17 847		405	370	240	12,5		93060
		R	<b>19 134 14,00 60 5</b>	4	19 134	SY/19/1	420	214	160	14,0		93067
				2	19 298		420	334	160	14,0		93067
14S, 15S, 16S, 17S (4x2) (for Air brakes)	1990→	F	<b>19 922 17,40 60 8</b>	8	19 922		394	186	203	17,4		93685
		R	<b>19 071 18,30 00 8</b>	8	19 071	VL/88/2	410	176	200	▶18,3		93683/ 93685
15S (4x4), 16S (4x4) (for Hydraulic brakes)	1990→	F	<b>17 847 12,50 60 4</b>	4	17 847		405	370	240	12,5		93060
		R	<b>19 134 14,00 60 5</b>	4	19 134	SY/19/1	420	214	160	14,0		93067
				2	19 298		420	334	160	14,0		93067
19 S - 42 S	1986→1993	F	<b>19 245 15,00 60 6</b>	4	19 245	SY/23/1	420	186	160	15,0		93067
				4	19 782	SY/31/1	420	136	160	15,0		93067
		R	<b>19 246 15,00 00 8</b>	8	19 246	SY/24/1	420	186	185	15,0		93067
19 S - 42 S (excl 4WD)	1994→	F	<b>19 495 17,00 00 8</b>	8	19 495	MP/32/2	410	177	183	▶17,0		93059
		R	<b>19 246 15,00 00 8</b>	8	19 246	SY/24/1	420	186	185	15,0		93067
19 S - 42 S 4WD	1986→	F	<b>19 245 15,00 60 8</b>	8	19 245	SY/23/1	420	186	160	15,0		93067
		R	<b>19 246 15,00 00 8</b>	8	19 246	SY/24/1	420	186	185	15,0		93067
19 S - 42 S Tractor unit for Eaton/MAN rear axle	1994→	F	<b>19 495 17,00 00 8</b>	8	19 495	MP/32/2	410	177	183	▶17,0		93059
		R	<b>19 496 17,00 00 8</b>	8	19 496	MP/36/2	410	177	223	▶17,0		93059
19 S - 42 S Tractor unit for Hypoid axle	1986→1993	F	<b>19 245 15,00 60 6</b>	4	19 245	SY/23/1	420	186	160	15,0		93067
				4	19 782	SY/31/1	420	136	160	15,0		93067
		F	<b>19 036 18,60 90 6</b>	4	19 036	IL/66/5	419	188	178	▶18,6		93685
				4	19 037	IL/67/5	419	194	178	▶18,0		93685
991, 1291, 1491, 1891	1978→1985	F	<b>19 245 15,00 60 6</b>	4	19 245	SY/23/1	420	186	160	15,0		93067
				4	19 782	SY/31/1	420	136	160	15,0		93067
		R	<b>19 246 15,00 00 8</b>	8	19 246	SY/24/1	420	186	185	15,0		93067
991, 1291, 1491, 1891 Allrad	1978→1985	F	<b>19 245 15,00 60 8</b>	8	19 245	SY/23/1	420	186	160	15,0		93067
		R	<b>19 246 15,00 00 8</b>	8	19 246	SY/24/1	420	186	185	15,0		93067
9S, 10S, 11S (Perrot-Brake)	1986→1989	R	<b>19 821 12,00 60 3</b>	2	19 822	SY/33/1	325	249	160	12,0		93049
				2	19 821	SY/34/1	325	288	160	12,0		93049
Trailing axle (6x2): 6 to		R	<b>17 377 18,00 00 8</b>	8	17 377	BC/78/1	420	204	120	▶18,0		93058
Leading axle (6x2)		R	<b>19 245 15,00 60 8</b>	8	19 245	SY/23/1	420	186	160	15,0		93067
Second Rear axle (6x4)		R	<b>19 246 15,00 00 8</b>	8	19 246	SY/24/1	420	186	185	15,0		93067
Trailing axle (6x2): 8 to:		R	<b>19 032 17,50 00 8</b>	8	19 032		420	203	180	▶17,5		93251
Trailing axle (6x2): 10 to:		R	<b>19 094 17,50 00 8</b>	8	19 094		420	203	200	▶17,5		93251
			<b>17 456 18,00 00 8</b>	8	17 456	BC/109/1	420	201	140	▶18,0	Opt.	93059



Rivet Ref	Head Size	Shank Ø x Shank Length	Drawing type	Head Shape	T = tubular S = semi-tubular	Material	Material Description
<b>93049</b>	11.5	06x15	Type C	Flat	T	STEEL	1 x FM RIVETS BAG INCLUDES 100 PCS
<b>93058</b>	15.5	08x15	Type C	Flat	T (stepped)	STEEL	1 x FM RIVETS BAG INCLUDES 100 PCS
<b>93059</b>	15.5	08x18	Type C	Flat	T (stepped)	STEEL	1 x FM RIVETS BAG INCLUDES 100 PCS
<b>93060</b>	15.5	08x20	Type C	Flat	T (stepped)	STEEL	1 x FM RIVETS BAG INCLUDES 100 PCS
<b>93067</b>	18	10x18	Type C	Flat	T	STEEL	1 x FM RIVETS BAG INCLUDES 100 PCS
<b>93251</b>	15.5	08x15	Type B	Flat	S	STEEL	1 x FM RIVETS BAG INCLUDES 100 PCS
<b>93683</b>	12	L8	Type A	Conical	S	STEEL	1 x FM RIVETS BAG INCLUDES 100 PCS
<b>93685</b>	12	L10	Type A	Conical	S	STEEL	1 x FM RIVETS BAG INCLUDES 100 PCS



SEDDON ATKINSON - STEYR





# WVA



!



## TAM

All

TAM 170		F	<b>17 340 10,00 60 4</b>	4	17 340	BC/77/1	400	329	140	10,0		93058		
TAM 170/190 A 11		F	<b>19 150 18,30 60 6</b>	4	19 150	DF/20/3	419	209	152	▶18,3		93685		
				4	19 151	DF/21/3	419	216	152	▶18,8		93685		
		R	<b>17 269 12,00 60 3</b>	2	17 269	BC/32/1	400	320	140	12,0		93058		
				4	17 336	BC/33/1	400	320	140	12,0		93058		
		R1	<b>19 256 18,30 60 6</b>	4	19 256	DF/16/2	419	208	178	▶18,3	Opt.	93685		
				4	19 260	DF/17/2	419	216	178	▶18,8		93685		
R2	<b>19 150 18,30 60 6</b>	4	19 150	DF/20/3	419	209	152	▶18,3		93685				
				4	19 151	DF/21/3	419	216	152	▶18,8		93685		
TAM 260 A 119T		F	<b>19 786 17,90 00 8</b>	8	19 786	PB/34/1	410	202	200	▶18,0		93068		
		R	<b>19 641 18,00 00 8</b>	8	19 641	BC/118/1	434	208	220	▶18,0		93068		
TAM 260/T22		F	<b>19 643 13,75 00 8</b>	8	19 643	BC/115/1	409	215	160	13,75		93068		
				4	19 642	BC/114/1	409	165	160	13,75		93068		
		R	<b>19 642 13,75 00 6</b>	4	19 643	BC/115/1	409	215	160	13,75		93068		

## TATRA

JAMAL

410 x 200 mm	2000→	F	<b>19 263 19,80 60 5</b>	2	19 343	PB/24/2	410	201	200	▶19,8		93060		
				6	19 263	PB/24/1	410	201	200	▶19,8		93060		
		R	<b>19 263 19,80 60 5</b>	2	19 343	PB/24/2	410	201	200	▶19,8		93060		
				6	19 263	PB/24/1	410	201	200	▶19,8		93060		
410 x 180 mm	2000→	F	<b>19 262 19,80 60 5</b>	6	19 262	PB/25/1	410	201	180	▶19,8		93060		
				2	19 342	PB/25/2	410	201	180	▶19,8		93060		
		R	<b>19 262 19,80 60 5</b>	6	19 262	PB/25/1	410	201	180	▶19,8		93060		
				2	19 342	PB/25/2	410	201	180	▶19,8		93060		
420 x 160 mm	2000→	F	<b>19 648 16,00 00 8</b>	8	19 648		420	186	160	16,0		93058		
		R	<b>19 648 16,00 00 8</b>	8	19 648		420	186	160	16,0		93058		

T815, T815-2

420 x 160 mm	1982→1998	F	<b>19 648 16,00 00 8</b>	8	19 648		420	186	160	16,0		93058		
		R	<b>19 648 16,00 00 8</b>	8	19 648		420	186	160	16,0		93058		

T815-2 E1 &amp; E2

410 x 180 mm	1995→	F	<b>19 262 19,80 60 5</b>	6	19 262	PB/25/1	410	201	180	▶19,8		93060		
				2	19 342	PB/25/2	410	201	180	▶19,8		93060		
		R	<b>19 262 19,80 60 5</b>	6	19 262	PB/25/1	410	201	180	▶19,8		93060		
				2	19 342	PB/25/2	410	201	180	▶19,8		93060		
410 x 200 mm	1995→	F	<b>19 263 19,80 60 5</b>	2	19 343	PB/24/2	410	201	200	▶19,8		93060		
				6	19 263	PB/24/1	410	201	200	▶19,8		93060		
		R	<b>19 263 19,80 60 5</b>	2	19 343	PB/24/2	410	201	200	▶19,8		93060		
				6	19 263	PB/24/1	410	201	200	▶19,8		93060		
420 x 160 mm		F	<b>19 648 16,00 00 8</b>	8	19 648		420	186	160	16,0		93058		
		R	<b>19 648 16,00 00 8</b>	8	19 648		420	186	160	16,0		93058		

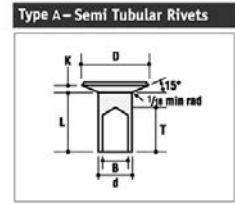
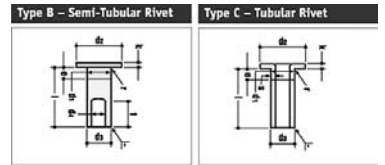
## VOLVO

F 12 / F16-Series:

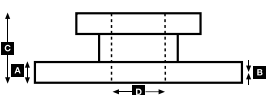
F 12/F 16 6x4 (24 to)	01/87→12/94	F	<b>19 090 18,30 00 8</b>	8	19 090	VL/87/2	410	176	175	▶18,3	Z-Cam-Brake, 6,5 to axle load (96 x L8=5mm Platform, 104 x L10=8mm Platform)	93683/		
												93685		
		F	<b>19 071 18,30 00 8</b>	8	19 071	VL/88/2	410	176	200	▶18,3	7,5/8,0 to axle load (96 x L8=5mm Platform, 104 x L10=8mm Platform)	93683/		
		R	<b>19 071 18,30 00 8</b>	8	19 071	VL/88/2	410	176	200	▶18,3	(96 x L8=5mm Platform, 104 x L10=8mm Platform)	93683/		
												93685		



Rivet Ref	Head Size	Shank Ø x Shank Length	Drawing type	Head Shape	T = tubular S = semi-tubular	Material	Material Description
<b>93058</b>	15.5	08x15	Type C	Flat	T (stepped)	STEEL	1 x FM RIVETS BAG INCLUDES 100 PCS
<b>93060</b>	15.5	08x20	Type C	Flat	T (stepped)	STEEL	1 x FM RIVETS BAG INCLUDES 100 PCS
<b>93068</b>	18	10x20	Type C	Flat	T	STEEL	1 x FM RIVETS BAG INCLUDES 100 PCS
<b>93683</b>	12	L8	Type A	Conical	S	STEEL	1 x FM RIVETS BAG INCLUDES 100 PCS
<b>93685</b>	12	L10	Type A	Conical	S	STEEL	1 x FM RIVETS BAG INCLUDES 100 PCS



TAM - VOLVO





# WVA



!

**...VOLVO****...F 12 / F16-Series:**

F 12/F 16 4x2 (17-18 to)	01/87→12/94	F	<b>19 090 18,30 00 8</b>	8	19 090	VL/87/2	410	176	175	▶18,3	Z-Cam-Brake, 6,5 axle load (96 x L8=5mm Platform, 104 x L10=8mm Platform)	93683/ 93685		
		F	<b>19 071 18,30 00 8</b>	8	19 071	VL/88/2	410	176	200	▶18,3	7,5/8,0 to axle load (96 x L8=5mm Platform, 104 x L10=8mm Platform)	93683/ 93685		
		R	<b>19 068 18,30 00 8</b>	8	19 068	VL/89/2	410	176	225	▶18,3	(96 x L8=5mm Platform, 104 x L10=8mm Platform)	93683/ 93685		
F 12/F 16 6x2 (24-25 to)	01/87→12/94	F	<b>19 090 18,30 00 8</b>	8	19 090	VL/87/2	410	176	175	▶18,3	Z-Cam-Brake, 6,5 to axle load (96 x L8=5mm Platform, 104 x L10=8mm Platform)	93683/ 93685		
		F	<b>19 071 18,30 00 8</b>	8	19 071	VL/88/2	410	176	200	▶18,3	7,5/8,0 to axle load (96 x L8=5mm Platform, 104 x L10=8mm Platform)	93683/ 93685		
		R	<b>19 068 18,30 00 8</b>	8	19 068	VL/89/2	410	176	225	▶18,3	(96 x L8=5mm Platform, 104 x L10=8mm Platform)	93683/ 93685		
			<b>17 992 18,30 60 8</b>	8	17 992	VL/85/1	410	176	125	▶18,3	Auxiliary axle (L8=5mm Platform, L10=8mm Platform)	93683/ 93685		
			<b>19 941 18,30 60 8</b>	8	19 941	VL/86/1	410	176	150	▶18,3	Opt. Auxiliary axle (96 x L8=5mm Platform, 80 x L10=8mm Platform)	93683/ 93685		
			<b>19 071 18,30 00 8</b>	8	19 071	VL/88/2	410	176	200	▶18,3	TD 121 G, SR 62 (96 x L8=5mm Platform, 104 x L10=8mm Platform)	93683/ 93685		
F 12/F 16 8x2	1986→	F	<b>19 941 18,30 60 8</b>	8	19 941	VL/86/1	410	176	150	▶18,3	Z-Cam-Brake, 13 to axle load (96 x L8=5mm Platform, 80 x L10=8mm Platform)	93683/ 93685		
		F	<b>19 090 18,30 00 8</b>	8	19 090	VL/87/2	410	176	175	▶18,3	15 to axle load (96 x L8=5mm Platform, 104 x L10=8mm Platform)	93683/ 93685		
		R	<b>19 068 18,30 00 8</b>	8	19 068	VL/89/2	410	176	225	▶18,3	15 to axle load (96 x L8=5mm Platform, 104 x L10=8mm Platform)	93683/ 93685		
			<b>17 992 18,30 60 8</b>	8	17 992	VL/85/1	410	176	125	▶18,3	Auxiliary axle (L8=5mm Platform, L10=8mm Platform)	93683/ 93685		
			<b>19 941 18,30 60 8</b>	8	19 941	VL/86/1	410	176	150	▶18,3	Opt. Auxiliary axle (96 x L8=5mm Platform, 80 x L10=8mm Platform)	93683/ 93685		
			<b>19 071 18,30 00 8</b>	8	19 071	VL/88/2	410	176	200	▶18,3	TD 121 G, SR 62 (96 x L8=5mm Platform, 104 x L10=8mm Platform)	93683/ 93685		

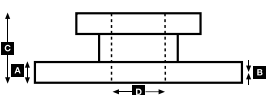
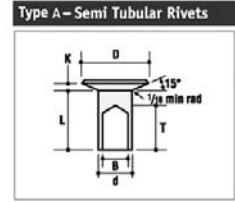
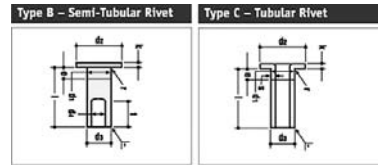
**F 12-Series:**

F 12 Intercooler 4x2 FAT 6,5 FAT 7,5	1980→1985	F	<b>19 560 19,00 00 6</b>	4	19 560	VL/74/1	414	197	152	▶19,0		93685		
				4	19 561	VL/75/1	414	159	152	▶19,0		93685		
		F	<b>19 467 19,00 60 6</b>	4	19 467	VL/73/2	394	191	177	▶19,0	FAT 7,5	93687		
				4	19 468	VL/72/1	394	191	177	▶19,0		93687		
		R	<b>19 799 19,00 60 6</b>	4	19 800	VL/81/2	394	190	254	▶19,0		93685		
				4	19 799	VL/82/1	394	146	254	▶19,0		93685		
F 12 Intercooler 6x2 FAT 6.5	1980→1985	F	<b>19 560 19,00 00 6</b>	4	19 560	VL/74/1	414	197	152	▶19,0		93685		
				4	19 561	VL/75/1	414	159	152	▶19,0		93685		
		R	<b>19 799 19,00 60 6</b>	4	19 800	VL/81/2	394	190	254	▶19,0		93685		
				4	19 799	VL/82/1	394	146	254	▶19,0		93685		
		R	<b>19 885 19,00 60 6*</b>	4	19 885	VL/83/1	394	190	240	▶19,0	10/83→ / *use/verwenden	93687		
				4	19 886	VL/84/1	394	146	240	▶19,0	B2096932	93687		
		R	<b>17 664 19,00 60 6*</b>	4	17 665	VL/70/1	413	159	127	▶19,0	3. axle / *use/verwenden	93687		
				4	17 664	VL/71/1	413	197	127	▶19,0	B2177932	93687		





Rivet Ref	Head Size	Shank Ø x Shank Length	Drawing type	Head Shape	T = tubular S = semi-tubular	Material	Material Description
<b>93683</b>	12	L8	Type A	Conical	S	STEEL	1 x FM RIVETS BAG INCLUDES 100 PCS
<b>93685</b>	12	L10	Type A	Conical	S	STEEL	1 x FM RIVETS BAG INCLUDES 100 PCS
<b>93687</b>	12	L12	Type A	Conical	S	STEEL	1 x FM RIVETS BAG INCLUDES 100 PCS





# WVA



!

**...VOLVO****...F 12-Series:**

F 12 Intercooler 6x2, 38 to FAT 7.5	1980→1985	F	<b>19 467 19,00 60 6</b>	4	19 468	VL/72/1	394	146	177	▶19,0		93687	
				4	19 467	VL/73/2	394	191	177	▶19,0		93687	
		R	<b>19 799 19,00 60 6</b>	4	19 800	VL/81/2	394	190	254	▶19,0		93685	
				4	19 799	VL/82/1	394	146	254	▶19,0		93685	
		R	<b>19 885 19,00 60 6*</b>	4	19 885	VL/83/1	394	190	240	▶19,0	10/83→ / *use/verwenden	93687	
				4	19 886	VL/84/1	394	146	240	▶19,0	B2096932	93687	
		R	<b>17 664 19,00 60 6*</b>	4	17 665	VL/70/1	413	159	127	▶19,0	3. axle / *use/verwenden	93687	
				4	17 664	VL/71/1	413	197	127	▶19,0	B2177932	93687	

**F 4-Series:**

F 406 F 407 F 408	1975→1986	F	<b>17 829 10,00 60 3*</b>	2	17 829	BT/76/1	310	245	100	10,0	*use/verwenden J1228928	93038	
				2	17 830	SA/25/1	310	209	100	10,0		93038	
		R	<b>17 831 10,00 60 3*</b>	2	17 832	SA/26/1	310	245	125	10,0	*use/verwenden J1229928	93038	
				2	17 831	SA/27/1	310	209	125	10,0		93038	

**F 6-Series:**

F 607 F 608 F 609 (9 to) F 610, A	1975→1986	F	<b>17 827 12,50 60 3*</b>	2	17 827	SA/28/1	325	251	120	12,5	*use/verwenden J1227928		
				2	17 828	SA/29/1	325	210	120	12,5			
		R	<b>19 620 12,50 60 3</b>	2	19 621	SA/30/1	325	251	150	12,5			
				2	19 620	SA/31/1	325	210	150	12,5			
F 611 (11 to) F 613 (13 to) F 614 TF 614	1975→1986	F	<b>17 804 12,70 60 4*</b>	4	17 804	DO/80/1	394	354	127	12,7	*use/verwenden J1287928		
				4	19 622	LH/82/2	394	354	152	12,7			
F 615, S F 616, S F 617, S	1979→ 1980→	F	<b>19 384 18,15 60 5</b>	6	19 384	CW/4/1	381	188	178	▶18,15		93684	
				2	19 385	CW/4/2	381	188	178	▶18,15		93684	
		R	<b>19 384 18,15 60 5</b>	6	19 384	CW/4/1	381	188	178	▶18,15		93684	
				2	19 385	CW/4/2	381	188	178	▶18,15		93684	

**F 7-Series:**

F 7	1977→1984	F	<b>17 664 19,00 60 6*</b>	4	17 665	VL/70/1	413	159	127	▶19,0	5 to / *use/verwenden B2177932	93687	
				4	17 664	VL/71/1	413	197	127	▶19,0		93687	
		F	<b>19 560 19,00 00 6</b>	4	19 560	VL/74/1	414	197	152	▶19,0	6.5 to	93685	
				4	19 561	VL/75/1	414	159	152	▶19,0		93685	
		R	<b>17 664 19,00 60 6*</b>	4	17 665	VL/70/1	413	159	127	▶19,0	Boogie-axle / *use/verwenden	93687	
				4	17 664	VL/71/1	413	197	127	▶19,0	B2177932	93687	
		R	<b>19 467 19,00 60 6</b>	4	19 468	VL/72/1	394	146	177	▶19,0	7" brake	93687	
				4	19 467	VL/73/2	394	191	177	▶19,0		93687	
		R	<b>19 562 19,00 00 6</b>	4	19 562	VL/76/2	394	190	203	▶19,0	8" brake	93685	
				4	19 563	VL/77/1	394	146	203	▶19,0		93685	
F 7 for Meritor-Brake	1978→1985	F	<b>19 384 18,15 60 5</b>	6	19 384	CW/4/1	381	188	178	▶18,15		93684	
				2	19 385	CW/4/2	381	188	178	▶18,15		93684	
		R	<b>19 384 18,15 60 5</b>	6	19 384	CW/4/1	381	188	178	▶18,15		93684	
				2	19 385	CW/4/2	381	188	178	▶18,15		93684	

**FE-Series:**

240, 280, 320 Meritor Elsa 225-3 Caliper	05/06→	F	<b>29 218 29,00 41 4</b>	4	29 218	FCV4378BFE	249.6	109.5	29			
		R	<b>29 218 29,00 41 4</b>	4	29 218	FCV4378BFE	249.6	109.5	29			

**FH-Series:**

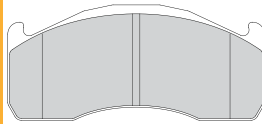
FH12 (6x2) for Air suspension rear, FH12-340 250kW /340PS, FH12-380 279kW /380PS, FH12-420 309kW /420PS, FH12-460 338kW /460PS, FH12-520 382kW /520PS, FH16 (6x2) for Air suspension rear	01/93→	F	<b>29 125 29,00 41 4</b>	4	29 125	FCV1388B		250	111	29	Solid Vented		
		R	<b>29 125 29,00 41 4</b>	4	29 125	FCV1388B		250	111	29	Solid		
16/580, 16/660, 400, 440, 480, 520 with Meritor Elsa 225-3 caliper	05/06→	F	<b>29 218 29,00 41 4</b>	4	29 218	FCV4378BFE	249.6	109.5	29		22.5" Wheel		
		R	<b>29 218 29,00 41 4</b>	4	29 218	FCV4378BFE	249.6	109.5	29		22.5" Wheel		
FH12, FH16 FH400, FH440, FH480, FH520	09/05→	R	<b>29 151 29,00 41 4</b>	4	29 151	FCV1952B	216	97	29		Volvo lift Axle Meritor DLE Duco		
		R	<b>29 177 29,00 41 4</b>	4	29 177	FCV4170B	210	102.6	29		Volvo lift Axle Meritor VGT195		UA1169



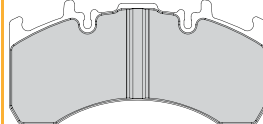
**29 125 29,00 41 4**  
4562 MER D-DUCO



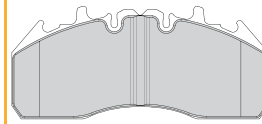
**29 151 29,00 41 4**  
4550 MER DLE-DUCO



**29 177 29,00 41 4**  
4572 MER VGT195



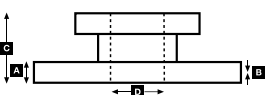
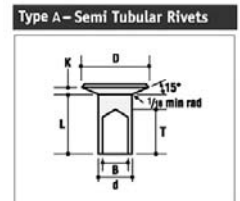
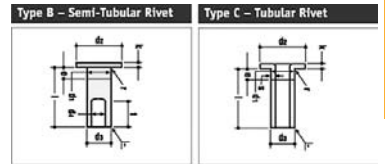
**29 218 29,00 41 4**  
4567 MER Elsa225-3 (ex-PNG)



**UAI169** ↔ 355mm  
2



Rivet Ref	Head Size	Shank Ø x Shank Length	Drawing type	Head Shape	T = tubular S = semi-tubular	Material	Material Description
<b>93038</b>	9.5	05x10	Type C	Flat	T	STEEL	1 x FM RIVETS BAG INCLUDES 100 PCS
<b>93684</b>	12	L9	Type A	Conical	S	STEEL	1 x FM RIVETS BAG INCLUDES 100 PCS
<b>93685</b>	12	L10	Type A	Conical	S	STEEL	1 x FM RIVETS BAG INCLUDES 100 PCS
<b>93687</b>	12	L12	Type A	Conical	S	STEEL	1 x FM RIVETS BAG INCLUDES 100 PCS





# WVA



!



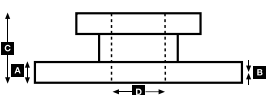
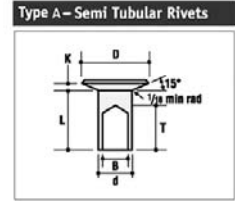
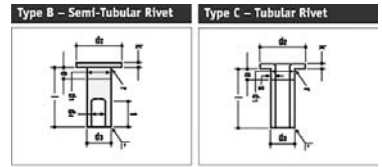
## ...VOLVO

FH-Series:

FH12 (6x2) For air suspension rear	08/93→	F	<b>19 090 18,30 00 8</b>	8	19 090	VL/87/2	410	176	175	▶18,3	Z-Cam-Brake (96 x L8=5mm Platform, 104 x L10=8mm Platform)	93683/ 93685	
		F	<b>19 071 18,30 00 8</b>	8	19 071	VL/88/2	410	176	200	▶18,3	Opt. (96 x L8=5mm Platform, 104 x L10=8mm Platform)	93683/ 93685	
		R	<b>19 941 18,30 60 8</b>	8	19 941	VL/86/1	410	176	150	▶18,3	Auxiliary axle 7,5 to Axle load (96 x L8=5mm Platform, 80 x L10=8mm Platform)	93683/ 93685	
			<b>19 071 18,30 00 8</b>	8	19 071	VL/88/2	410	176	200	▶18,3	(96 x L8=5mm Platform, 104 x L10=8mm Platform)	93683/ 93685	
				8	19 071	VL/88/2	410	176	200	▶18,3	Auxiliary axle 9,5 to Axle load (96 x L8=5mm Platform, 104 x L10=8mm Platform)	93683/ 93685	
FH12-340 250kW /340PS	08/93→	F	<b>19 090 18,30 00 8</b>	8	19 090	VL/87/2	410	176	175	▶18,3	Z-Cam-Brake (96 x L8=5mm Platform, 104 x L10=8mm Platform)	93683/ 93685	
FH12-420 309kW /420PS		F	<b>19 071 18,30 00 8</b>	8	19 071	VL/88/2	410	176	200	▶18,3	Opt. (96 x L8=5mm Platform, 104 x L10=8mm Platform)	93683/ 93685	
		R	<b>19 071 18,30 00 8</b>	8	19 071	VL/88/2	410	176	200	▶18,3	(96 x L8=5mm Platform, 104 x L10=8mm Platform)	93683/ 93685	
			<b>19 068 18,30 00 8</b>	8	19 068	VL/89/2	410	176	225	▶18,3	(96 x L8=5mm Platform, 104 x L10=8mm Platform)	93683/ 93685	
			<b>17 992 18,30 60 8</b>	8	17 992	VL/85/1	410	176	125	▶18,3	Auxiliary axle (L8=5mm Platform, L10=8mm Platform)	93683/ 93685	
			<b>19 071 18,30 00 8</b>	8	19 071	VL/88/2	410	176	200	▶18,3	Opt. Auxiliary axle (96 x L8=5mm Platform, 104 x L10=8mm Platform)	93683/ 93685	
FH12-380 279kW /380PS	08/93→	F	<b>19 090 18,30 00 8</b>	8	19 090	VL/87/2	410	176	175	▶18,3	Z-Cam-Brake (96 x L8=5mm Platform, 104 x L10=8mm Platform)	93683/ 93685	
FH12-520 382kW /520PS		F	<b>19 071 18,30 00 8</b>	8	19 071	VL/88/2	410	176	200	▶18,3	Opt. (96 x L8=5mm Platform, 104 x L10=8mm Platform)	93683/ 93685	
		R	<b>19 071 18,30 00 8</b>	8	19 071	VL/88/2	410	176	200	▶18,3	(96 x L8=5mm Platform, 104 x L10=8mm Platform)	93683/ 93685	
			<b>19 068 18,30 00 8</b>	8	19 068	VL/89/2	410	176	225	▶18,3	Opt. (96 x L8=5mm Platform, 104 x L10=8mm Platform)	93683/ 93685	
			<b>17 992 18,30 60 8</b>	8	17 992	VL/85/1	410	176	125	▶18,3	Auxiliary axle (L8=5mm Platform, L10=8mm Platform)	93683/ 93685	
			<b>19 071 18,30 00 8</b>	8	19 071	VL/88/2	410	176	200	▶18,3	Opt. Auxiliary axle (96 x L8=5mm Platform, 104 x L10=8mm Platform)	93683/ 93685	
FH12-460 338kW/460PS		F	<b>19 090 18,30 00 8</b>	8	19 090	VL/87/2	410	176	175	▶18,3	Z-Cam-Brake (96 x L8=5mm Platform, 104 x L10=8mm Platform)	93683/ 93685	
			<b>19 071 18,30 00 8</b>	8	19 071	VL/88/2	410	176	200	▶18,3	Opt. (96 x L8=5mm Platform, 104 x L10=8mm Platform)	93683/ 93685	
		R	<b>19 071 18,30 00 8</b>	8	19 071	VL/88/2	410	176	200	▶18,3	(96 x L8=5mm Platform, 104 x L10=8mm Platform)	93683/ 93685	
			<b>19 068 18,30 00 8</b>	8	19 068	VL/89/2	410	176	225	▶18,3	Opt. (96 x L8=5mm Platform, 104 x L10=8mm Platform)	93683/ 93685	
			<b>17 992 18,30 60 8</b>	8	17 992	VL/85/1	410	176	125	▶18,3	Auxiliary axle (L8=5mm Platform, L10=8mm Platform)	93683/ 93685	
			<b>19 071 18,30 00 8</b>	8	19 071	VL/88/2	410	176	200	▶18,3	Opt. (96 x L8=5mm Platform, 104 x L10=8mm Platform)	93683/ 93685	



Rivet Ref	Head Size	Shank Ø x Shank Length	Drawing type	Head Shape	T = tubular S = semi-tubular	Material	Material Description
<b>93683</b>	12	L8	Type A	Conical	S	STEEL	1 x FM RIVETS BAG INCLUDES 100 PCS
<b>93685</b>	12	L10	Type A	Conical	S	STEEL	1 x FM RIVETS BAG INCLUDES 100 PCS





# WVA



!



## ...VOLVO

## FL 10-Series:

6x4 Model (FAT 6.5) T-Ride	09/85→	F	<b>19 941 18,30 60 8</b>	8	19 941	VL/86/1	410	176	150	▶18,3	Z-Cam-Brake (96 x L8=5mm Platform, 80 x L10=8mm Platform)	93683/ 93685		
		R1	<b>19 090 18,30 00 8</b>	8	19 090	VL/87/2	410	176	175	▶18,3	Z-Cam-Brake 20 to axle (96 x L8=5mm Platform, 104 x L10=8mm Platform)	93683/ 93685		
		R2	<b>19 090 18,30 00 8</b>	8	19 090	VL/87/2	410	176	175	▶18,3	20 to axle (96 x L8=5mm Platform, 104 x L10=8mm Platform)	93683/ 93685		
		R1	<b>19 071 18,30 00 8</b>	8	19 071	VL/88/2	410	176	200	▶18,3	Z-Cam-Brake 26 to axle (96 x L8=5mm Platform, 104 x L10=8mm Platform)	93683/ 93685		
		R2	<b>19 071 18,30 00 8</b>	8	19 071	VL/88/2	410	176	200	▶18,3	26 to axle (96 x L8=5mm Platform, 104 x L10=8mm Platform)	93683/ 93685		
6x4 Model (FAT 7.5) T-Ride	09/85→	F	<b>19 090 18,30 00 8</b>	8	19 090	VL/87/2	410	176	175	▶18,3	Z-Cam-Brake (96 x L8=5mm Platform, 104 x L10=8mm Platform)	93683/ 93685		
		R1	<b>19 090 18,30 00 8</b>	8	19 090	VL/87/2	410	176	175	▶18,3	20 to axle Z-Cam-Brake (96 x L8=5mm Platform, 104 x L10=8mm Platform)	93683/ 93685		
		R2	<b>19 090 18,30 00 8</b>	8	19 090	VL/87/2	410	176	175	▶18,3	20 to axle (96 x L8=5mm Platform, 104 x L10=8mm Platform)	93683/ 93685		
		R1	<b>19 071 18,30 00 8</b>	8	19 071	VL/88/2	410	176	200	▶18,3	26 to axle Z-Cam-Brake (96 x L8=5mm Platform, 104 x L10=8mm Platform)	93683/ 93685		
		R2	<b>19 071 18,30 00 8</b>	8	19 071	VL/88/2	410	176	200	▶18,3	26 to axle (96 x L8=5mm Platform, 104 x L10=8mm Platform)	93683/ 93685		

## FL 4 Series:

FL 406FL 408, FL 411 82kW	01/85→	F	<b>29 302 21,90 40 4</b>	4	29 302	FCV523	322	176	80	22	→02/90			BCR130A
			<b>29 039 22,00 40 4</b>	4	29 039	FCV702		177	78	22	03/90→		UAI104	
		R	<b>29 302 21,90 40 4</b>	4	29 302	FCV523		176	80	22	→02/90			FCR306A
			<b>29 039 22,00 40 4</b>	4	29 039	FCV702		177	78	22	03/90→			FCR306A

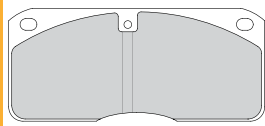
## FL 6-Series:

FL608, FL609, FL610, FL611, FL612 126-184kW	01/85→	F	<b>29 302 21,90 40 4</b>	4	29 302	FCV523	322	176	80	22	→02/90			BCR131A
			<b>29 039 22,00 40 4</b>	4	29 039	FCV702	322	177	78	22	03/90→		UAI104	BCR131A
		R	<b>29 302 21,90 40 4</b>	4	29 302	FCV523	322	176	80	22	→02/90			BCR142A
			<b>29 039 22,00 40 4</b>	4	29 039	FCV702	322	177	78	22	03/90→		UAI104	BCR142A
FL613, FL614, FL615 126-184kW	01/85→	F	<b>29 302 21,90 40 4</b>	4	29 302	FCV523	322	176	80	22	→02/90			BCR131A
			<b>29 039 22,00 40 4</b>	4	29 039	FCV702	322	177	78	22	03/90→1999		UAI104	BCR131A
		R	<b>29 302 21,90 40 4</b>	4	29 302	FCV523	322	176	80	22	→02/90			BCR142A
			<b>29 039 22,00 40 4</b>	4	29 039	FCV702	322	177	78	22	03/90→1999		UAI104	BCR142A
FL613, FL614, FL615 126-184kW	2000→	F	<b>29 137 29,00 41 4</b>	4	29 137	FCV1387B		210	102	29	17.5" wheel size			BCR303A
			<b>29 137 29,00 41 4</b>	4	29 137	FCV1387B		210	102	29	19.5" wheel size			FCR305A
FL613, FL614, FL615 126-184kW	2000→	R	<b>29 137 29,00 41 4</b>	4	29 137	FCV1387B		210	102	29	17.5" wheel size			BCR303A
			<b>29 137 29,00 41 4</b>	4	29 137	FCV1387B		210	102	29	19.5" wheel size			FCR305A
FL616, FL617, FL618 112kW	10/91→	F	<b>29 039 22,00 40 4</b>	4	29 039	FCV702	322	177	78	22	→2000		UAI104	BCR131A
			<b>29 039 22,00 40 4</b>	4	29 039	FCV702	322	177	78	22	→2000		UAI104	BCR142A
		F	<b>29 125 29,00 41 4</b>	4	29 125	FCV1388B		250	111	29	2000→			
		R	<b>29 125 29,00 41 4</b>	4	29 125	FCV1388B		250	111	29	2000→			

## FL 6-Series:

FL 608	10/85→	F	<b>19 269 09,30 60 3*</b>	2	19 272	GG/207/1	360	353	170	▶12,8	→1990 Opt. /*use/verwenden	93683		
				2	19 269	GG/208/1	360	270	170	9,3	B2345927	93683		
		F	<b>19 543 14,80 60 5</b>	4	19 543	GG/214/1	360	174	170	▶14,8	1991→	93683		
				2	19 552	GG/215/1	360	269	170	▶8,4		93683		
		R	<b>19 269 09,30 60 3*</b>	2	19 272	GG/207/1	360	353	170	▶12,8	→1990 Opt. /*use/verwenden	93683		
				2	19 269	GG/208/1	360	270	170	9,3	B2345927	93683		
		R	<b>19 543 14,80 60 5</b>	4	19 543	GG/214/1	360	174	170	▶14,8	1991→ Opt.	93683		
				2	19 552	GG/215/1	360	269	170	▶8,4		93683		

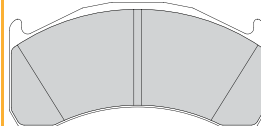
**29 039 22,00 40 4**  
3422 MER 2x68



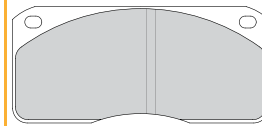
**29 125 29,00 41 4**  
4562 MER D-DUCO



**29 137 29,00 41 4**  
4562 MER C-DUCO



**29 302 21,90 40 4**  
1720 MER 2x68



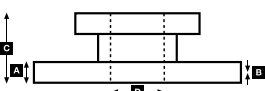
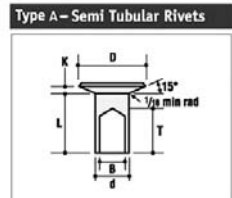
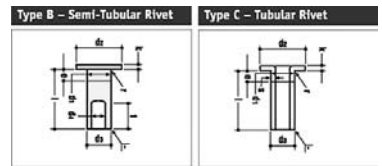
**UAI104** ↔ 235mm  
2



				<b>A</b>	<b>B</b>	<b>C</b>	<b>D</b>		<b>Kg</b>		<b>ABS</b>
<b>BCR130A</b>			322	30.0	27.0	90	132	6xM14	14.0		
<b>BCR131A</b>			322	30.0	28.0	90	132	8xM14	13.6		
<b>BCR142A</b>			322	30.0	27.8	138	216	8x13,1	15.7		
<b>BCR303A</b>			337	30.0	28.0	100	91.5	10x14,5 2xM10	18.3		
<b>FCR305A</b>			375	45.0	38.0	150	225	8x20 + 2xM10	36.5		✓
<b>FCR306A</b>			322	30.0	28.0	115	164	6xM12	15.0		



Rivet Ref	Head Size	Shank Ø x Shank Length	Drawing type	Head Shape	T = tubular S = semi-tubular	Material	Material Description
<b>93683</b>	12	L8	Type A	Conical	S	STEEL	1 x FM RIVETS BAG INCLUDES 100 PCS
<b>93685</b>	12	L10	Type A	Conical	S	STEEL	1 x FM RIVETS BAG INCLUDES 100 PCS







# WVA



!



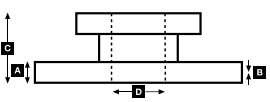
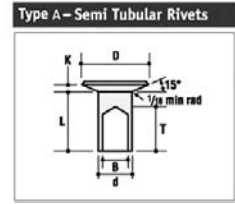
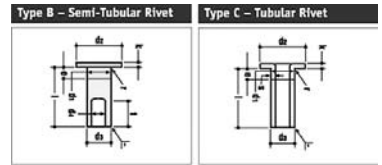
## ...VOLVO

## ...FL 6-Series:

FL 609	1986→	F	19 269 09,30 60 3*	2	19 272	GG/207/1	360	353	170	▶12,8	→1990 Opt./ *use/verwenden	93683		
				2	19 269	GG/208/1	360	270	170	9,3	B2345927	93683		
		F	19 543 14,80 60 5	4	19 543	GG/214/1	360	174	170	▶14,8	1991→ Opt.	93683		
				2	19 552	GG/215/1	360	269	170	▶8,4		93683		
		R	19 269 09,30 60 3*	2	19 272	GG/207/1	360	353	170	▶12,8	→1990 Opt./ *use/verwenden	93683		
				2	19 269	GG/208/1	360	270	170	9,3	B2345927	93683		
		R	19 543 14,80 60 5	4	19 543	GG/214/1	360	174	170	▶14,8	1991→ Opt.	93683		
				2	19 552	GG/215/1	360	269	170	▶8,4		93683		
FL 610	1986→	F	19 269 09,30 60 3*	2	19 272	GG/207/1	360	353	170	▶12,8	→1990 Opt./ *use/verwenden	93683		
				2	19 269	GG/208/1	360	270	170	9,3	B2345927	93683		
		F	17 357 14,80 00 6	4	17 357	GG/233/1	360	174	140	▶14,8	1991→	93683		
				4	17 358	GG/234/1	360	174	140	▶9,7		93683		
		R	19 269 09,30 60 3*	2	19 272	GG/207/1	360	353	170	▶12,8	→1990 Opt./ *use/verwenden	93683		
				2	19 269	GG/208/1	360	270	170	9,3	B2345927	93683		
		R	17 357 14,80 00 6	4	17 357	GG/233/1	360	174	140	▶14,8	1991→ Opt.	93683		
				4	17 358	GG/234/1	360	174	140	▶9,7		93683		
FL 611	1994→	F	17 357 14,80 00 6	4	17 357	GG/233/1	360	174	140	▶14,8		93683		
				4	17 358	GG/234/1	360	174	140	▶9,7		93683		
		R	17 357 14,80 00 6	4	17 357	GG/233/1	360	174	140	▶14,8		93683		
				4	17 358	GG/234/1	360	174	140	▶9,7		93683		
FL 611	09/85→1994	F	19 269 09,30 60 3*	2	19 272	GG/207/1	360	353	170	▶12,8	use/verwenden B2345927	93683		
				2	19 269	GG/208/1	360	270	170	9,3		93683		
		F	19 543 14,80 60 5	4	19 543	GG/214/1	360	174	170	▶14,8	1991→ Opt.	93683		
				2	19 552	GG/215/1	360	269	170	▶8,4		93683		
		R	19 269 09,30 60 3*	2	19 272	GG/207/1	360	353	170	▶12,8	use/verwenden B2345927	93683		
				2	19 269	GG/208/1	360	270	170	9,3		93683		
		R	19 543 14,80 60 5	4	19 543	GG/214/1	360	174	170	▶14,8	1991→ Opt.	93683		
				2	19 552	GG/215/1	360	269	170	▶8,4		93683		
FL 512 FL 613	09/85→ 1986→	F	19 269 09,30 60 3*	2	19 272	GG/207/1	360	353	170	▶12,8	use/verwenden B2345927	93683		
				2	19 269	GG/208/1	360	270	170	9,3		93683		
		F	19 543 14,80 60 5	4	19 543	GG/214/1	360	174	170	▶14,8	90-94 Opt.	93683		
				2	19 552	GG/215/1	360	269	170	▶8,4		93683		
		F	17 357 14,80 00 6	4	17 357	GG/233/1	360	174	140	▶14,8	Opt 95-4/00	93683		
				4	17 358	GG/234/1	360	174	140	▶9,7		93683		
		F	19 758 14,80 60 6	4	19 758	GG/235/1	360	174	170	▶14,8	95-4/00	93683		
				4	19 759	GG/236/1	360	174	170	▶9,7		93683		
		R	19 269 09,30 60 3*	2	19 272	GG/207/1	360	353	170	▶12,8	use/verwenden B2345927	93683		
				2	19 269	GG/208/1	360	270	170	9,3		93683		
		R	19 543 14,80 60 5	4	19 543	GG/214/1	360	174	170	▶14,8	90-94 Opt.	93683		
				2	19 552	GG/215/1	360	269	170	▶8,4		93683		
		R	17 357 14,80 00 6	4	17 357	GG/233/1	360	174	140	▶14,8	Opt 95-4/00	93683		
				4	17 358	GG/234/1	360	174	140	▶9,7		93683		
R	19 758 14,80 60 6	4	19 758	GG/235/1	360	174	170	▶14,8	95-4/00	93683				
		4	19 759	GG/236/1	360	174	170	▶9,7		93683				
FL 614	09/85→1994	F	19 269 09,30 60 3*	2	19 272	GG/207/1	360	353	170	▶12,8	use/verwenden B2345927	93683		
				2	19 269	GG/208/1	360	270	170	9,3		93683		
		F	19 543 14,80 60 5	4	19 543	GG/214/1	360	174	170	▶14,8	90-94 Opt.	93683		
				2	19 552	GG/215/1	360	269	170	▶8,4		93683		
		R	19 269 09,30 60 3*	2	19 272	GG/207/1	360	353	170	▶12,8	use/verwenden B2345927	93683		
				2	19 269	GG/208/1	360	270	170	9,3		93683		
		R	19 543 14,80 60 5	4	19 543	GG/214/1	360	174	170	▶14,8	90-94 Opt.	93683		
				2	19 552	GG/215/1	360	269	170	▶8,4		93683		
FL 614 (Plattform Chass.)	1994→04/00	F	19 384 18,15 60 5	6	19 384	CW/4/1	381	188	178	▶18,15		93684		
				2	19 385	CW/4/2	381	188	178	▶18,15		93684		
		R	19 384 18,15 60 5	6	19 384	CW/4/1	381	188	178	▶18,15		93684		
				2	19 385	CW/4/2	381	188	178	▶18,15		93684		



Rivet Ref	Head Size	Shank Ø x Shank Length	Drawing type	Head Shape	T = tubular S = semi-tubular	Material	Material Description
<b>93683</b>	12	L8	Type A	Conical	S	STEEL	1 x FM RIVETS BAG INCLUDES 100 PCS
<b>93684</b>	12	L9	Type A	Conical	S	STEEL	1 x FM RIVETS BAG INCLUDES 100 PCS





# WVA



!

**...VOLVO****...FL 6-Series:**

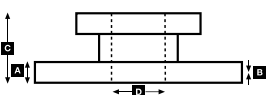
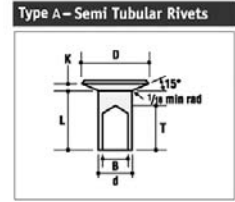
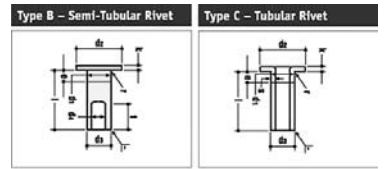
FL 614 (Rigid Chass.) FL 615	1994→04/00	F	17 357 14,80 00 6	4	17 357	GG/233/1	360	174	140	▶14,8	Opt.	93683			
			4	17 358	GG/234/1	360	174	140	▶9,7	93683					
		F	19 758 14,80 60 6	4	19 758	GG/235/1	360	174	170	▶14,8		93683			
			4	19 759	GG/236/1	360	174	170	▶9,7	93683					
	R	17 357 14,80 00 6	4	17 357	GG/233/1	360	174	140	▶14,8	Opt.	93683				
			4	17 358	GG/234/1	360	174	140	▶9,7	93683					
		19 758 14,80 60 6	4	19 758	GG/235/1	360	174	170	▶14,8		93683				
			4	19 759	GG/236/1	360	174	170	▶9,7	93683					
FL 615	1986→1994	F	19 384 18,15 60 5	6	19 384	CW/4/1	381	188	178	▶18,15	→1989	93684			
			2	19 385	CW/4/2	381	188	178	▶18,15	93684					
		F	19 492 19,20 60 8	8	19 492	RW/24/1	381	180	180	▶19,2	1990→	93684			
			19 384 18,15 60 5	6	19 384	CW/4/1	381	188	178	▶18,15	→1989	93684			
	R	2	19 385	CW/4/2	381	188	178	▶18,15	93684						
		19 492 19,20 60 8	8	19 492	RW/24/1	381	180	180	▶19,2	1990→	93684				
	FL 616	1986→10/91	F	19 384 18,15 60 5	6	19 384	CW/4/1	381	188	178	▶18,15	→1989	93684		
				2	19 385	CW/4/2	381	188	178	▶18,15	93684				
F			19 492 19,20 60 8	8	19 492	RW/24/1	381	180	180	▶19,2	1990→	93684			
			19 384 18,15 60 5	6	19 384	CW/4/1	381	188	178	▶18,15	→1989	93684			
R		2	19 385	CW/4/2	381	188	178	▶18,15	93684						
		19 492 19,20 60 8	8	19 492	RW/24/1	381	180	180	▶19,2	1990→	93684				
FL 617		1986→	F	19 384 18,15 60 5	6	19 384	CW/4/1	381	188	178	▶18,15	→1989	93684		
				2	19 385	CW/4/2	381	188	178	▶18,15	93684				
	F		19 492 19,20 60 8	8	19 492	RW/24/1	381	180	180	▶19,2	1990→	93684			
			19 384 18,15 60 5	6	19 384	CW/4/1	381	188	178	▶18,15	→1989	93684			
	R	2	19 385	CW/4/2	381	188	178	▶18,15	93684						
		19 492 19,20 60 8	8	19 492	RW/24/1	381	180	180	▶19,2	1990→	93684				
	FL 618	1990→	F	19 492 19,20 60 8	8	19 492	RW/24/1	381	180	180	▶19,2	10/91-4/00 6.5-7.5 to Opt.	93684		
				19 542 19,20 60 8	8	19 542	RW/25/1	381	180	200	▶19,2	10/91-4/00 6 to Opt.	93684		
R			19 492 19,20 60 8	8	19 492	RW/24/1	381	180	180	▶19,2	10/91-4/00 6.5-7.5 to Opt.	93684			
			19 542 19,20 60 8	8	19 542	RW/25/1	381	180	200	▶19,2	10/91-4/00 6 to Opt.	93684			
FL 619		1990→	F	19 492 19,20 60 8	8	19 492	RW/24/1	381	180	180	▶19,2	→1992	93684		
				19 492 19,20 60 8	8	19 492	RW/24/1	381	180	180	▶19,2	→1992	93684		
			R	19 492 19,20 60 8	8	19 492	RW/24/1	381	180	180	▶19,2	1993-6 to	93684		
				19 542 19,20 60 8	8	19 542	RW/25/1	381	180	200	▶19,2	1993-6,5-7,5 to	93684		

**FL 7 / FL 10-Series:**

4x2 Model for 6, 5 to Axle load	09/85→	F	19 941 18,30 60 8	8	19 941	VL/86/1	410	176	150	▶18,3	Z-Cam-Brake (96 x L8=5mm Platform, 80 x L10=8mm Platform)	93683/ 93685		
		R	19 071 18,30 00 8	8	19 071	VL/88/2	410	176	200	▶18,3	Z-Cam-Brake (96 x L8=5mm Platform, 104 x L10=8mm Platform)	93683/ 93685		
4x2 Model for 7, 5/8, 0 to Axle load	09/85→	F	19 090 18,30 00 8	8	19 090	VL/87/2	410	176	175	▶18,3	Z-Cam-Brake (96 x L8=5mm Platform, 104 x L10=8mm Platform)	93683/ 93685		
		R	19 071 18,30 00 8	8	19 071	VL/88/2	410	176	200	▶18,3	Z-Cam-Brake (96 x L8=5mm Platform, 104 x L10=8mm Platform)	93683/ 93685		
6x2 Model for 7, 5/8, 0 to Axle load Air Suspension & S-Ride	09/85→	F	19 090 18,30 00 8	8	19 090	VL/87/2	410	176	175	▶18,3	Z-Cam-Brake (96 x L8=5mm Platform, 104 x L10=8mm Platform)	93683/ 93685		
		R1	19 090 18,30 00 8	8	19 090	VL/87/2	410	176	175	▶18,3	Z-Cam-Brake (96 x L8=5mm Platform, 104 x L10=8mm Platform)	93683/ 93685		
		R2	17 992 18,30 60 8	8	17 992	VL/85/1	410	176	125	▶18,3	(L8=5mm Platform, L10=8mm Platform)	93683/ 93685		
6x2 & 6x2/2/4 Model for 6, 5 to Axle load	09/85→	F	19 941 18,30 60 8	8	19 941	VL/86/1	410	176	150	▶18,3	Z-Cam-Brake (96 x L8=5mm Platform, 80 x L10=8mm Platform)	93683/ 93685		
		R1	19 071 18,30 00 8	8	19 071	VL/88/2	410	176	200	▶18,3	Z-Cam-Brake (96 x L8=5mm Platform, 104 x L10=8mm Platform)	93683/ 93685		
		R2	17 992 18,30 60 8	8	17 992	VL/85/1	410	176	125	▶18,3	(L8=5mm Platform, L10=8mm Platform)	93683/ 93685		



Rivet Ref	Head Size	Shank Ø x Shank Length	Drawing type	Head Shape	T = tubular S = semi-tubular	Material	Material Description
<b>93683</b>	12	L8	Type A	Conical	S	STEEL	1 x FM RIVETS BAG INCLUDES 100 PCS
<b>93684</b>	12	L9	Type A	Conical	S	STEEL	1 x FM RIVETS BAG INCLUDES 100 PCS
<b>93685</b>	12	L10	Type A	Conical	S	STEEL	1 x FM RIVETS BAG INCLUDES 100 PCS





# WVA



!

**...VOLVO****...FL 7 / FL 10-Series:**

6x2 & 6x2/2/4 Model for 7, 5/8, 0 to Axle load	09/85→	F	<b>19 090 18,30 00 8</b>	8	19 090	VL/87/2	410	176	175	▶18,3	Z-Cam-Brake (96 x L8=5mm Platform, 104 x L10=8mm Platform)	93683/ 93685		
		R1	<b>19 071 18,30 00 8</b>	8	19 071	VL/88/2	410	176	200	▶18,3	Z-Cam-Brake (96 x L8=5mm Platform, 104 x L10=8mm Platform)	93683/ 93685		
		R2	<b>17 992 18,30 60 8</b>	8	17 992	VL/85/1	410	176	125	▶18,3	(L8=5mm Platform, L10=8mm Platform)	93683/ 93685		
6x2 Model for 6, 5 to Axle load Air Suspension & S-Ride	09/85→	F	<b>19 941 18,30 60 8</b>	8	19 941	VL/86/1	410	176	150	▶18,3	Z-Cam-Brake (96 x L8=5mm Platform, 80 x L10=8mm Platform)	93683/ 93685		
		R1	<b>19 090 18,30 00 8</b>	8	19 090	VL/87/2	410	176	175	▶18,3	Z-Cam-Brake (96 x L8=5mm Platform, 104 x L10=8mm Platform)	93683/ 93685		
		R2	<b>17 992 18,30 60 8</b>	8	17 992	VL/85/1	410	176	125	▶18,3	(L8=5mm Platform, L10=8mm Platform)	93683/ 93685		
8x4 Model	09/85→	F1	<b>19 941 18,30 60 8</b>	8	19 941	VL/86/1	410	176	150	▶18,3	(96 x L8=5mm Platform, 80 x L10=8mm Platform)	93683/ 93685		
		F2	<b>19 941 18,30 60 8</b>	8	19 941	VL/86/1	410	176	150	▶18,3	(96 x L8=5mm Platform, 80 x L10=8mm Platform)	93683/ 93685		
		R1	<b>19 090 18,30 00 8</b>	8	19 090	VL/87/2	410	176	175	▶18,3	8x4 T-Ride (96 x L8=5mm Platform, 104 x L10=8mm Platform)	93683/ 93685		
			<b>19 068 18,30 00 8</b>	8	19 068	VL/89/2	410	176	225	▶18,3	8x4 T-Ride (96 x L8=5mm Platform, 104 x L10=8mm Platform)	93683/ 93685		
		R2	<b>17 992 18,30 60 8</b>	8	17 992	VL/85/1	410	176	125	▶18,3	(L8=5mm Platform, L10=8mm Platform)	93683/ 93685		
			<b>19 090 18,30 00 8</b>	8	19 090	VL/87/2	410	176	175	▶18,3	8x4 T-Ride (96 x L8=5mm Platform, 104 x L10=8mm Platform)	93683/ 93685		

**FL Series**

FL 240,280	05/06→	F	<b>29 203 29,00 41 4</b>	4	29 203	FCV4377B		216	99.6	29	Meritor Elsa225-1			
		R	<b>29 203 29,00 41 4</b>	4	29 203	FCV4377B		216	99.6	29	Meritor Elsa225-1			
		F	<b>29 207 30,00 41 4</b>	4	29 207	FCV1815BFE		210	92	30	Haldex DB19		UAI175	
		R	<b>29 207 30,00 41 4</b>	4	29 207	FCV1815BFE		210	92	30	Haldex DB19		UAI175	

**FLC**

FLC 140 99kW	09/96→09/00	F	<b>29 039 22,00 40 4</b>	4	29 039	FCV702	322	177	78	22			UAI104	<b>BCR130A</b> <b>BCR131A</b> <b>BCR142A</b>
		R	<b>29 039 22,00 40 4</b>	4	29 039	FCV702	322	177	78	22				

**FLE**

FLE	2001→	F	<b>29 125 29,00 41 4</b>	4	29 125	FCV1388B		250	111	29				
		R	<b>29 125 29,00 41 4</b>	4	29 125	FCV1388B		250	111	29				

**FM Series**

4x2 Tractors & Rigids Meritor D DUCO, 6x2 Tractors & Rigids Meritor D DUCO	05/00→	F	<b>29 125 29,00 41 4</b>	4	29 125	FCV1388B		250	111	29				
		R	<b>29 125 29,00 41 4</b>	4	29 125	FCV1388B		250	111	29				
FM 300,340,360,380,400,440, 480 Meritor Elsa 225-3 Caliper	09/05→	F	<b>29 218 29,00 41 4</b>	4	29 218	FCV4378BFE	2496	1095	29		Solid Vented			
		R	<b>29 218 29,00 41 4</b>	4	29 218	FCV4378BFE	2496	1095	29		Solid Vented			
FM12 FM9		R	<b>29 151 29,00 41 4</b>	4	29 151	FCV1952B		216	97	29		Lift axle		
			<b>29 151 29,00 41 4</b>	4	29 151	FCV1952B		216	97	29		Lift axle		

**FS 7**

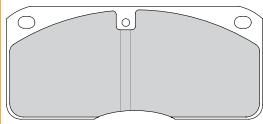
FS 718 169-191kW	09/94→03/96	F	<b>29 039 22,00 40 4</b>	4	29 039	FCV702	322	177	78	22			UAI104	<b>BCR131A</b>
------------------	-------------	---	--------------------------	---	--------	--------	-----	-----	----	----	--	--	--------	----------------

**FS-Series:**

FS 718	1992→	F	<b>19 492 19,20 60 8</b>	8	19 492	RW/24/1	381	180	180	▶19,2	6 to axle load	93684		
		F	<b>19 542 19,20 60 8</b>	8	19 542	RW/25/1	381	180	200	▶19,2	6.5-7.5 axle load	93684		
		R	<b>19 492 19,20 60 8</b>	8	19 492	RW/24/1	381	180	180	▶19,2	6 to axle load	93684		
			<b>19 542 19,20 60 8</b>	8	19 542	RW/25/1	381	180	200	▶19,2	6.5-7.5 axle load	93684		



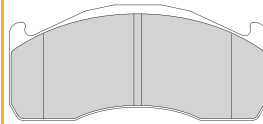
**29 039 22,00 40 4**  
3422 MER 2x68



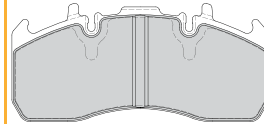
**29 125 29,00 41 4**  
4562 MER D-DUCO



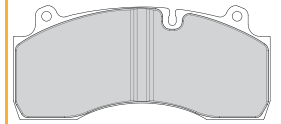
**29 151 29,00 41 4**  
4550 MER DLE-DUCO



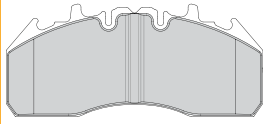
**29 203 29,00 41 4**  
4567 MER ELSA225-1



**29 207 30,00 41 4**  
4581 HAL DB19



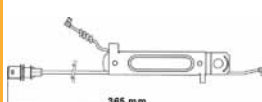
**29 218 29,00 41 4**  
4567 MER Elsa225-3 (ex-PNG)



**UAI104** ↔ 235mm  
📦 2



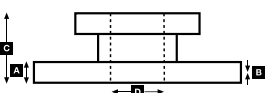
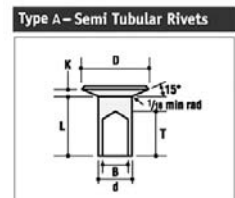
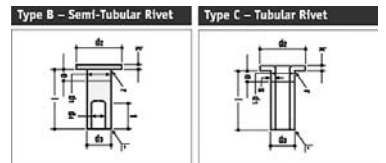
**UAI175** ↔ 365mm  
📦 2



			<b>A</b>	<b>B</b>	<b>C</b>	<b>D</b>		<b>Kg</b>	
<b>BCR130A</b>		322	30.0	27.0	90	132	6xM14	14.0	
<b>BCR131A</b>		322	30.0	28.0	90	132	8xM14	13.6	
<b>BCR142A</b>		322	30.0	27.8	138	216	8x13,1	15.7	



Rivet Ref	Head Size	Shank Ø x Shank Length	Drawing type	Head Shape	T = tubular S = semi-tubular	Material	Material Description
<b>93683</b>	12	L8	Type A	Conical	S	STEEL	1 x FM RIVETS BAG INCLUDES 100 PCS
<b>93684</b>	12	L9	Type A	Conical	S	STEEL	1 x FM RIVETS BAG INCLUDES 100 PCS
<b>93685</b>	12	L10	Type A	Conical	S	STEEL	1 x FM RIVETS BAG INCLUDES 100 PCS





# WVA



!

**...VOLVO****N7, N 10, N12 (Mk2)**

All	1980→	F	<b>19 467 19,00 60 6</b>	4	19 468	VL/72/1	394	146	177	▶19,0		93687	
				4	19 467	VL/73/2	394	191	177	▶19,0		93687	
		R	<b>19 562 19,00 00 6</b>	4	19 562	VL/76/2	394	190	203	▶19,0		93685	
				4	19 563	VL/77/1	394	146	203	▶19,0		93685	
		R	<b>17 664 19,00 60 6*</b>	4	17 665	VL/70/1	413	159	127	▶19,0	Trailing axle / *use/verwenden B2177932	93687	
				4	17 664	VL/71/1	413	197	127	▶19,0		93687	

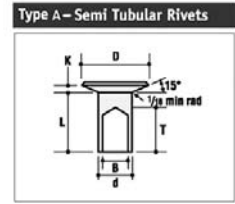
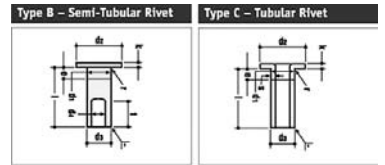
**YUGO****Zeta Turbo 650**

All		F	<b>17 635 12,00 60 3</b>	2	17 635	SY/20/2	325	249	120	12,0		93048	
				2	17 636	SY/26/1	325	288	120	12,0		93048	

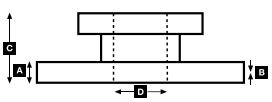




Rivet Ref	Head Size	Shank Ø x Shank Length	Drawing type	Head Shape	T = tubular S = semi-tubular	Material	Material Description
<b>93048</b>	11.5	06x12	Type C	Flat	T	STEEL	1 x FM RIVETS BAG INCLUDES 100 PCS
<b>93685</b>	12	L10	Type A	Conical	S	STEEL	1 x FM RIVETS BAG INCLUDES 100 PCS
<b>93687</b>	12	L12	Type A	Conical	S	STEEL	1 x FM RIVETS BAG INCLUDES 100 PCS



VOLVO - YUGO





# WVA



!

**A.D.R.**

300 x 100			<b>57 251 11,00 00 4</b>	4	57 251		300	248,5	100	11			
300 x 135			<b>57 248 11,00 00 4</b>	4	57 248		300	248	135	11	18.5mm counter bore ø		
			<b>57 250 11,00 00 4</b>	4	57 250		300	246,6	135	11	16.5mm counter bore ø		
300 x 150			<b>59 338 11,00 00 4</b>	4	59 338		300	286	150	11			
300 x 160			<b>59 335 11,00 66 4</b>	4	59 335		300	286	160	11			
400 x 120			<b>17 016 11,00 00 8</b>	8	17 016		400	192,7	120	11			

**ACERBI**

All

Knorr SB7... Brakes			<b>29 253 30,00 41 4</b>	4	29 253	FCV4344PTS		248	108	30			
---------------------	--	--	--------------------------	---	--------	------------	--	-----	-----	----	--	--	--

All

300 x 200mm (BPW)			<b>19 574 18,00 00 8</b>	8	19 574	BC/80/1	300	144	200	▶18,0		93251	
311 x 203mm (SMB C3)			<b>19 608 18,40 00 6</b>	4	19 609	FU/17/1	311	136	203	▶19,3		93275	
				4	19 608	FU/18/1	311	141	203	▶18,4		93275	
419 x 178mm (SMB C2)			<b>19 613 19,20 70 6</b>	4	19 614	FT/11/1	419	188	178	▶18,6	Conical drilling	93281	
				4	19 613	FT/12/1	419	192	178	▶19,2		93281	
419 x 203mm (SMB C1)			<b>19 557 18,60 70 6</b>	4	19 606	FT/6/1	419	188	203	▶19,2	Conical drilling	93281	
				4	19 557	FT/7/1	419	192	203	▶18,6		93281	
420 x 180mm			<b>19 032 17,80 00 8</b>	8	19 032	BC/98/1	420	205	180	▶17,8		93251	
420 x 200mm			<b>19 094 17,80 00 8</b>	8	19 094	BC/97/1	420	202	200	▶17,8		93251	

**ADIGE**

All

320 x 140mm		R	<b>17 660 12,00 60 4</b>	4	17 660	FI/141/1	320	310	140	12,0		93060	
420 x 90mm		R	<b>15 207 08,00 60 4*</b>	4	15 207	FI/79/2	420	406	90	8,0	* use/verwenden K15207-D-F3656	93059	
			<b>15 494 12,00 60 4</b>	4	15 494	FI/95/1	420	397	90	12,0		93060	
420 x 110mm		R	<b>17 797 18,80 60 8</b>	8	17 797	FI/139/1	420	204	110	▶18,8		93060	
420 x 140mm		R	<b>17 895 12,00 60 4</b>	4	17 895	FI/137/1	420	401	140	12,0		93060	
420 x 205mm		R	<b>19 779 19,00 00 8</b>	8	19 779	FI/150/1	420	203	205	▶19,0		93060	

**AUSTERAS**

All

420 x 140mm			<b>17 456 18,00 00 8</b>	8	17 456	BC/109/1	420	201	140	▶18,0		93059	
420 x 180mm			<b>19 032 17,80 00 8</b>	8	19 032	BC/98/1	420	205	180	▶17,8		93251	

**BAJ et FOND**

All

419 x 178mm			<b>19 036 18,60 90 6</b>	4	19 036	IL/66/5	419	188	178	▶18,6		93685	
				4	19 037	IL/67/5	419	194	178	▶18,0		93685	
419 x 203mm			<b>19 365 18,70 90 6</b>	4	19 366	RW/1/3	419	189	203	▶19,3		93685	
				4	19 365	RW/2/3	419	192	203	▶18,7		93685	

BPW

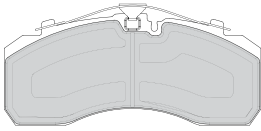
300 x 200mm			<b>19 574 18,00 00 8</b>	8	19 574	BC/80/1	300	144	200	▶18,0		93251	
-------------	--	--	--------------------------	---	--------	---------	-----	-----	-----	-------	--	-------	--

Trailor L200

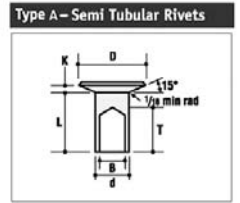
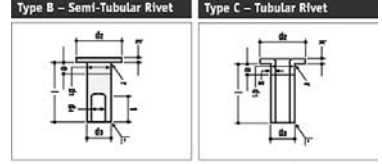
419 x 178mm			<b>19 036 18,60 00 6</b>	4	19 037	DF/24/1	419	192	178	▶18,0		93275	
				4	19 036	DF/25/1	419	189	178	▶18,6		93275	



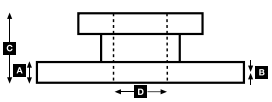
**29 253 30,00 41 4**  
4569 KNR SB/SN7



Rivet Ref	Head Size	Shank Ø x Shank Length	Drawing type	Head Shape	T = tubular S = semi-tubular	Material	Material Description
<b>93059</b>	15.5	08x18	Type C	Flat	T (stepped)	STEEL	1 x FM RIVETS BAG INCLUDES 100 PCS
<b>93060</b>	15.5	08x20	Type C	Flat	T (stepped)	STEEL	1 x FM RIVETS BAG INCLUDES 100 PCS
<b>93251</b>	15.5	08x15	Type B	Flat	S	STEEL	1 x FM RIVETS BAG INCLUDES 100 PCS
<b>93275</b>	12	05x15	Type B	Flat	S	STEEL	1 x FM RIVETS BAG INCLUDES 100 PCS
<b>93281</b>	12	05x16	Type A	Conical	S	STEEL	1 x FM RIVETS BAG INCLUDES 100 PCS
<b>93685</b>	12	L10	Type A	Conical	S	STEEL	1 x FM RIVETS BAG INCLUDES 100 PCS



A.D.R. - BAJ et FOND





# WVA



!

**BARTOLETTI**

All

300 x 160mm		<b>19 756 12,00 60 4</b>	4	19 756		300	312	160	12				
430 x 140mm		<b>17 905 17,00 00 6</b>	4	17 905	BA/2/1	430	207	140	0 ▶ 17			93060	
			4	17 906	BA/3/1	430	207	140	▶ 17,75			93060	
430 x 200mm		<b>19 801 17,50 60 6</b>	4	19 802	BA/4/1	430	207	200	▶ 17,5			93060	
			4	19 801	BA/5/1	430	207	200	▶ 17,75			93060	

**BATTAGLINO**

All

419 x 218mm		<b>19 369 18,70 80 6</b>	4	19 369	FU/4/4	419	189	218	▶ 18,7			93685	
			4	19 370	FU/5/4	419	192	218	▶ 19,3			93685	
420 x 90mm		<b>15 207 08,00 60 4*</b>	4	15 207	FI/79/2	420	406	90	8,0	* use/verwenden K15207-0-F3656		93059	
420 x 180mm		<b>19 032 17,80 00 8</b>	8	19 032	BC/98/1	420	205	180	▶ 17,8			93251	
420 x 200mm		<b>19 094 17,80 00 8</b>	8	19 094	BC/97/1	420	202	200	▶ 17,8			93251	

**BENALU**

All

All trailers fitted with Wabco Pan 22		<b>29 154 30,00 40 4</b>	4	29 154	FCV1366		248	108	30				
---------------------------------------	--	--------------------------	---	--------	---------	--	-----	-----	----	--	--	--	--

All

311 x 203mm (SMB C3)		<b>19 608 18,40 00 6</b>	4	19 609	FU/17/1	311	136	203	▶ 19,3			93275	
			4	19 608	FU/18/1	311	141	203	▶ 18,4			93275	
419 x 178mm (ROR)		<b>19 036 18,60 90 6</b>	4	19 036	IL/66/5	419	188	178	▶ 18,6			93685	
			4	19 037	IL/67/5	419	194	178	▶ 18,0			93685	
419 x 178mm (Propar P13)		<b>19 613 19,20 70 6</b>	4	19 614	FT/11/1	419	188	178	▶ 18,6	Conical drilling		93281	
			4	19 613	FT/12/1	419	192	178	▶ 19,2	Conical drilling		93281	
419 x 178mm (SMB C2)		<b>19 613 19,20 70 6</b>	4	19 614	FT/11/1	419	188	178	▶ 18,6	Conical drilling		93281	
			4	19 613	FT/12/1	419	192	178	▶ 19,2	Conical drilling		93281	
419 x 203mm		<b>19 365 18,70 90 6</b>	4	19 366	RW/1/3	419	189	203	▶ 19,3			93685	
			4	19 365	RW/2/3	419	192	203	▶ 18,7			93685	
419 x 203mm (Propar P20)		<b>19 557 18,60 70 6</b>	4	19 606	FT/6/1	419	188	203	▶ 19,2	Conical drilling		93281	
			4	19 557	FT/7/1	419	192	203	▶ 18,6	Conical drilling		93281	
419 x 203mm (SMB C1)		<b>19 557 18,60 70 6</b>	4	19 606	FT/6/1	419	188	203	▶ 19,2	Conical drilling		93281	
			4	19 557	FT/7/1	419	192	203	▶ 18,6	Conical drilling		93281	
419 x 218mm (ROR)		<b>19 369 18,70 80 6</b>	4	19 369	FU/4/4	419	189	218	▶ 18,7			93685	
			4	19 370	FU/5/4	419	192	218	▶ 19,3			93685	
420 x 180mm (BPW)		<b>19 032 17,80 00 8</b>	8	19 032	BC/98/1	420	205	180	▶ 17,8			93251	
420 x 200mm (BPW)		<b>19 094 17,80 00 8</b>	8	19 094	BC/97/1	420	202	200	▶ 17,8			93251	

**BERTOJA**

All

300 x 200mm		<b>19 574 18,00 00 8</b>	8	19 574	BC/80/1	300	144	200	▶ 18,0			93251	
420 x 200mm		<b>19 094 17,80 00 8</b>	8	19 094	BC/97/1	420	202	200	▶ 17,8			93251	

**BPW**

1. Generation:

300 x 150mm Cam brake	R	<b>19 102 10,00 60 8</b>	8	19 102	BC/54/1	300	141	150	10,0			93251	
300 x 200mm Cam brake	R	<b>19 103 10,00 60 8</b>	8	19 103	BC/55/1	300	142	200	10,0			93251	

2. Generation:

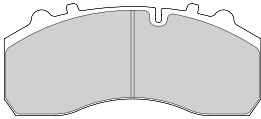
300 x 150mm Cam brake	R	<b>19 396 13,00 00 8</b>	8	19 396	BC/110/1	300	141	150	▶ 13,0			93251	
300 x 200mm Cam brake	R	<b>19 397 13,00 00 8</b>	8	19 397	BC/111/1	300	141	200	▶ 13,0			93251	

3. Generation:

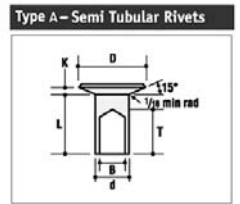
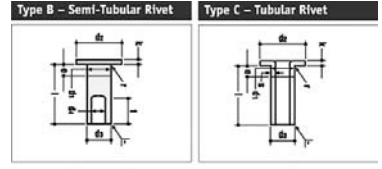
300 x 150mm (SN 3015) Cam brake	R	<b>19 573 18,00 00 8</b>	8	19 573	BC/79/1	300	144	150	▶ 18,0			93251	
300 x 200mm (SN 3020) Cam brake	R	<b>19 574 18,00 00 8</b>	8	19 574	BC/80/1	300	144	200	▶ 18,0			93251	



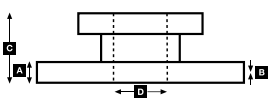
**29 154 30,00 40 4**  
 4550 WAB PAN 22



Rivet Ref	Head Size	Shank Ø x Shank Length	Drawing type	Head Shape	T = tubular S = semi-tubular	Material	Material Description
<b>93059</b>	15.5	08x18	Type C	Flat	T (stepped)	STEEL	1 x FM RIVETS BAG INCLUDES 100 PCS
<b>93060</b>	15.5	08x20	Type C	Flat	T (stepped)	STEEL	1 x FM RIVETS BAG INCLUDES 100 PCS
<b>93251</b>	15.5	08x15	Type B	Flat	S	STEEL	1 x FM RIVETS BAG INCLUDES 100 PCS
<b>93275</b>	12	05x15	Type B	Flat	S	STEEL	1 x FM RIVETS BAG INCLUDES 100 PCS
<b>93281</b>	12	05x16	Type A	Conical	S	STEEL	1 x FM RIVETS BAG INCLUDES 100 PCS
<b>93685</b>	12	L10	Type A	Conical	S	STEEL	1 x FM RIVETS BAG INCLUDES 100 PCS



BARTOLETTI - BPW





# WVA



!



## ...BPW

All

200 x 40mm	R	11 478 05,00 60 4	4	11 478		200	190	40	5,0		93020	
230 x 40mm	R	11 556 05,00 60 4	4	11 556		230	224	40	5,0		93020	
250 x 40mm Spread lever brake	R	11 084 05,00 60 4	4	11 084	BC/51/1	250	245	40	5,0		93020	
300 x 60mm Spread lever brake	R	15 004 05,00 60 4	4	15 004	BC/52/1	300	290	60	5,0		93021	
300 x 100mm	R	17 347 18,00 00 8	4	17 347		300	145	100	▶18,0		93251	
300 x 120mm Cam brake	R	17 183 10,00 60 8	8	17 183	BC/53/1	300	142	120	10,0		93252	
300 x 200mm	R	19 967 16,30 00 6*	4	19 967	BC/106/1	300	132	200	16,3	*use/verwenden B2800927	93275	
			4	19 968	BC/107/1	300	129	200	15,4		93275	
300 x 200mm S Cam	R	19 103 10,00 60 8	8	19 103	BC/55/1	300	142	200	10,0		93251	
350 x 60mm Spread lever brake	R	15 044 06,00 60 4	4	15 044	FD/85/1	350	339	60	6,0		93047	
350 x 150mm Flat Cam	R	19 102 10,00 60 8	8	19 102	BC/54/1	300	141	150	10,0		93251	
360 x 160mm (SN 3616)	R	19 952 17,80 00 6	4	19 952	BC/104/1	360	187	160	▶17,8		93251	
			4	19 953	BC/105/1	360	158	160	▶17,8		93251	
360 x 200mm (SN 3620)	R	19 902 17,80 00 6	4	19 902	BC/100/1	360	159	200	▶17,8		93251	
			4	19 903	BC/101/1	360	188	200	▶17,8		93251	
400 x 80mm Spread lever brake, Cam brake	R	15 247 08,00 60 4	4	15 247	FD/86/1	400	388	80	8,0		93251	
400 x 120mm Spread lever brake, Cam brake/hydraulic brake	R	17 115 10,00 60 8	8	17 115	BC/39/1	400	190	120	10,0		93252	
420 x 120mm (SN 4212) S-Cam brake	R	17 377 18,00 00 8	8	17 377	BC/78/1	420	204	120	▶18,0		93251	
400 x 120 mm	R	17 016 08,00 00 8	8	17 377		400	192	120	8		93251	
420 x 124mm	R	17 807 18,30 00 8	8	17 807	BC/122/1	420	204	124	▶18,3		93252	
420 x 140mm	R	17 456 18,00 00 8	8	17 456	BC/109/1	420	201	140	▶18,0		93252	
420 x 160mm (SN 4216) S-Cam brake	R	19 200 17,80 00 8	8	19 200	BC/35/1	420	204	160	▶17,8		93251	
420 x 180mm (SN 4218) S-Cam brake	R	19 032 17,80 00 8	8	19 032	BC/98/1	420	205	180	▶17,8		93251	
420 x 200mm (SN 4220) S-Cam brake	R	19 094 17,80 00 8	8	19 094	BC/97/1	420	202	200	▶17,8		93251	
420 x 220mm (SN 4222)	R	19 825 18,00 00 8	8	19 825	BC/99/1	420	202	220	▶18,0		93252	
500 x 200mm	R	19 602 18,00 00 6	4	19 602		500	197	200	▶18,0		93252	
			4	19 603		500	244	200	▶18,0		93252	

## Eco Max SB/SN6 (SB3745)

K Series	→04/03	29 197 30,00 41 4	4	29 197	FCV1329BFE	377	211	93	30			BCR205A
K Series	05/03→	29 165 30,00 41 4	4	29 165	FCV1678B	375	211	93	30	no ABS/option 29165 30,00 42 4	UAI171/UAI172	BCR252A BCR253A

## Eco Plus SB/SN6 (SB3745)

Wheel = 19.5" Air Brake	→04/03	29 197 30,00 41 4	4	29 197	FCV1329BFE	377	211	93	30			BCR193A
	05/03→	29 165 30,00 41 4	4	29 165	FCV1678B	375	211	93	30	no ABS/option 29165 30,00 42 4	UAI171/UAI172	BCR252A BCR253A

## Eco Plus SB/SN7 (SB4345)

Wheel = 22.5" Air Brake	→04/03	29 253 30,00 41 4	4	29 253	FCV4344PTS	430	248	108	30			BCR222A
	05/03→	29 167 30,00 41 4	4	29 167	FCV1677B	430	248	109.5	30	option 29167 30,00 42 4	UAI171/UAI172	BCR222A

## Eco Plus SK7 (SB4309)

	05/03→	29 171 30,00 41 4	4	29 171	FCV1825B	430	211	108	30	option 29171 30,00 42 4		BCR222A
--	--------	-------------------	---	--------	----------	-----	-----	-----	----	-------------------------	--	---------

## SH Series SB/SN7 (SB4345)

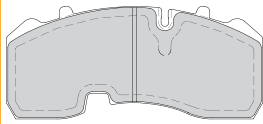
HD	→04/03	29 253 30,00 41 4	4	29 253	FCV4344PTS	430	248	108	30			BCR172A
	05/03→	29 167 30,00 41 4	4	29 167	FCV1677B	430	248	109.5	30	option 29167 30,00 42 4	UAI171/UAI172	BCR222A

## SKH Series SB/SN6 (SB3745)

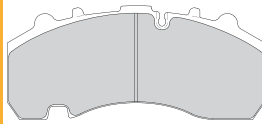
Uni - Disc	→04/03	29 197 30,00 41 4	4	29 197	FCV1329BFE	377	211	93	30			BCR205A BCR206A BCR210A
						377						
						377						
Uni - Disc	05/03→	29 165 30,00 41 4	4	29 165	FCV1678B	375	211	93	30	no ABS/option 29165 30,00 42 4	UAI171/UAI172	BCR252A BCR253A
						377				ABS		



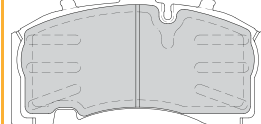
**29 165 30,00 41 4**  
4575 KNR SB3745T (SB6)



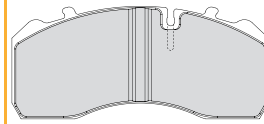
**29 167 30,00 41 4**  
4575 KNR SB4345T (SB7)



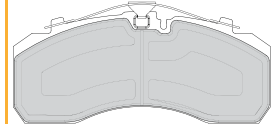
**29 171 30,00 41 4**  
4575 KNR SB4309T (SK7)




**29 197 30,00 41 4**  
4569 KNR SB/SN6



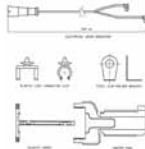
**29 253 30,00 41 4**  
4569 KNR SB/SN7



**UAI171** ↔ 430mm  
2



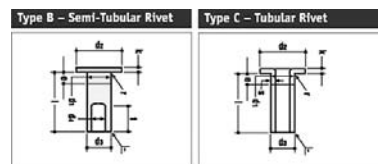
**UAI172** ↔ 940mm  
2



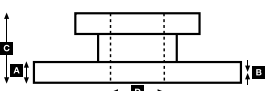
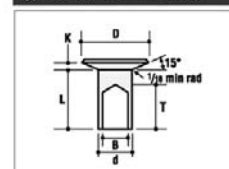
BCR172A	BCR193A	BCR205A	BCR206A	BCR210A	BCR222A	BCR252A	BCR253A								
430	377	377	377	377	430	375	377	45.0	37.0	159.5	290	10x23 2x10	37.5		
45.0	45.0	45.0	45.0	45.0	45.0	45.0	45.0	37.0	38.0	159	290	10x23 2x9,7	28.0		
38.0	38.0	38.0	38.0	38.0	38.0	38.0	38.0	159	230	8x23 2x10,5 5xM6	27.0	10x23 2x10 5xM6	27.9		✓
169	169	169	169	169	160	189	189	10x23 2x9,8	29.0	10x22,5	33.0	10x22,2	29.0		✓
160	160	160	160	160	160	189	189	10x22,5	29.0	10x22,5	29.0	10x22,5	29.0		



Rivet Ref	Head Size	Shank Ø x Shank Length	Drawing type	Head Shape	T = tubular S = semi-tubular	Material	Material Description
<b>93020</b>	7.5	04x08	Type C	Flat	T	STEEL	1 x FM RIVETS BAG INCLUDES 100 PCS
<b>93021</b>	7.5	04x10	Type C	Flat	T	STEEL	1 x FM RIVETS BAG INCLUDES 100 PCS
<b>93047</b>	11.5	06x10	Type C	Flat	T	STEEL	1 x FM RIVETS BAG INCLUDES 100 PCS
<b>93251</b>	15.5	08x15	Type B	Flat	S	STEEL	1 x FM RIVETS BAG INCLUDES 100 PCS
<b>93252</b>	15.5	08x18	Type B	Flat	S	STEEL	1 x FM RIVETS BAG INCLUDES 100 PCS
<b>93275</b>	12	05x15	Type B	Flat	S	STEEL	1 x FM RIVETS BAG INCLUDES 100 PCS



Type A - Semi Tubular Rivets







# WVA



!



## BROCKHOUSE

All

394 x 152mm			<b>19 072 12,70 60 4</b>	4	19 072	GG/83/1	394	360	152	12,7		93684		
419 x 178mm			<b>19 036 18,60 90 6</b>	4	19 036	IL/66/5	419	188	178	▶18,6		93685		
				4	19 037	IL/67/5	419	194	178	▶18,0		93685		
419 x 218mm			<b>19 369 18,70 80 6</b>	4	19 369	FU/4/4	419	189	218	▶18,7		93685		
				4	19 370	FU/5/4	419	192	218	▶19,3		93685		

## CALABRESE

All

419 x 178mm			<b>19 036 18,60 90 6</b>	4	19 036	IL/66/5	419	188	178	▶18,6		93685		
				4	19 037	IL/67/5	419	194	178	▶18,0		93685		
420 x 110mm			<b>17 797 18,80 60 8</b>	8	17 797	FI/139/1	420	204	110	▶18,8		93060		

## CARDI

All

300 x 200mm		R	<b>19 574 18,00 00 8</b>	8	19 574	BC/80/1	300	144	200	▶18,0		93251		
420 x 90mm		R	<b>15 207 08,00 60 4*</b>	4	15 207	FI/79/2	420	406	90	8,0	* use/verwenden K15207.0-F3656	93252		
420 x 140mm Mod. Germania		R	<b>17 456 18,00 00 8</b>	8	17 456	BC/109/1	420	201	140	▶18,0		93252		
420 x 160mm		R	<b>19 200 17,80 00 8</b>	8	19 200	BC/35/1	420	204	160	▶17,8		93251		
420 x 180mm		R	<b>19 032 17,80 00 8</b>	8	19 032	BC/98/1	420	205	180	▶17,8		93251		
420 x 200mm		R	<b>19 094 17,80 00 8</b>	8	19 094	BC/97/1	420	202	200	▶17,8		93251		

## CARENZI

All

420 x 90mm			<b>15 207 08,00 60 4*</b>	4	15 207	FI/79/2	420	406	90	8,0	* use/verwenden K15207.0-F3656	93252		
420 x 140mm			<b>17 895 12,00 60 4</b>	4	17 895	FI/137/1	420	401	140	12,0		93060		

## CARRIMORE

All

311 x 178mm			<b>19 783 14,60 60 6</b>	4	19 783	MQ/3/2	311	148	178	▶14,6		93684		
				4	19 784	MQ/4/2	311	146	178	▶14,3		93684		
394 x 152mm			<b>19 072 12,70 60 4</b>	4	19 072	GG/83/1	394	360	152	12,7		93684		
419 x 178mm			<b>19 036 18,60 90 6</b>	4	19 036	IL/66/5	419	188	178	▶18,6		93685		
				4	19 037	IL/67/5	419	194	178	▶18,0		93685		
419 x 218mm			<b>19 369 18,70 80 6</b>	4	19 369	FU/4/4	419	189	218	▶18,7		93685		
				4	19 370	FU/5/4	419	192	218	▶19,3		93685		

## CASTERA

ROR

419 x 218mm			<b>19 369 18,70 80 6</b>	4	19 369	FU/4/4	419	189	218	▶18,7		93685		
				4	19 370	FU/5/4	419	192	218	▶19,3		93685		

SAE S3315

305 x 150mm			<b>19 760 15,90 00 6</b>	4	19 760	SA/36/2	305	144	150	▶15,9		93252		
				4	19 761	SA/37/2	305	140	150	▶15,8		93252		

SAE S3320

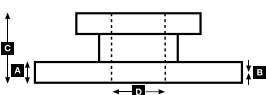
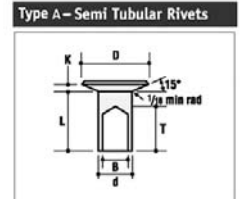
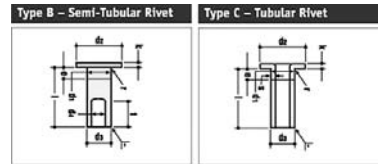
305 x 200mm			<b>19 762 15,90 00 6</b>	4	19 762	LZ/2/1	305	143	200	▶15,9		93252		
				4	19 763	LZ/3/1	305	141	200	▶15,8		93252		

SAF

419 x 178mm			<b>19 036 18,60 00 6</b>	4	19 037	DF/24/1	419	192	178	▶18,0		93275		
				4	19 036	DF/25/1	419	189	178	▶18,6		93275		



Rivet Ref	Head Size	Shank Ø x Shank Length	Drawing type	Head Shape	T = tubular S = semi-tubular	Material	Material Description
<b>93060</b>	15.5	08x20	Type C	Flat	T (stepped)	STEEL	1 x FM RIVETS BAG INCLUDES 100 PCS
<b>93251</b>	15.5	08x15	Type B	Flat	S	STEEL	1 x FM RIVETS BAG INCLUDES 100 PCS
<b>93252</b>	15.5	08x18	Type B	Flat	S	STEEL	1 x FM RIVETS BAG INCLUDES 100 PCS
<b>93275</b>	12	05x15	Type B	Flat	S	STEEL	1 x FM RIVETS BAG INCLUDES 100 PCS
<b>93684</b>	12	L9	Type A	Conical	S	STEEL	1 x FM RIVETS BAG INCLUDES 100 PCS
<b>93685</b>	12	L10	Type A	Conical	S	STEEL	1 x FM RIVETS BAG INCLUDES 100 PCS





# WVA



!



## CAZENAVER

### Colaert

414 x 150mm			<b>19 049 12,50 60 3*</b>	2	19 049	SA/10/1	414	347	150	12,5	* use/verwenden J1296928	93049		
				2	19 199	SA/11/1	414	286	150	12,5		93049		

## CODER

### All

419 x 218mm		All	<b>19 369 18,70 80 6</b>	4	19 369	FU/5/4	419	192	218	▶19,3		93685		
				4	19 370	FU/5/4	419	192	218	▶19,3		93685		
420 x 180mm BPW-axle RR 200		All	<b>19 032 17,80 00 8</b>	8	19 032	BC/98/1	420	205	180	▶17,8		93251		

## COLAERT

### W6

414 x 150mm			<b>19 049 12,50 60 3*</b>	2	19 049	SA/10/1	414	347	150	12,5	* use/verwenden J1296928	93049		
				2	19 199	SA/11/1	414	286	150	12,5		93049		

## COMETTO

### All

300 x 179mm			<b>59 082 09,00 60 4</b>	4	59 082	CO/1/1	300	285	179	9				
300 x 180mm			<b>19 795 14,00 60 8</b>	8	19 795	CO/2/1	300	141	180	0▶14		93252		

## CRANE FRUEHAUF

### All

Haldex DB22 (22, 5")	01/00→		<b>29 143 30,00 41 4</b>	4	29 143	FCV1367B		248	105	30			UAI171/UAI172	
Knorr SB6000			<b>29 197 30,00 41 4</b>	4	29 197	FCV1329BFE	377	211	93	30				BCR200A
Knorr SB7000			<b>29 253 30,00 41 4</b>	4	29 253	FCV4296PTS	430	248	108	30				BCR199A
Wabco Pan 22			<b>29 154 30,00 40 4</b>	4	29 154	FCV1366		248	108	30			UAI166	

### All

381 x 178mm			<b>19 384 18,15 60 5</b>	6	19 384	CW/4/1	381	188	178	▶18,15		93684		
				2	19 385	CW/4/2	381	188	178	▶18,15		93684		
394 x 152mm			<b>19 072 12,70 60 4</b>	4	19 072	GG/83/1	394	360	152	12,7		93684		
419 x 178mm			<b>19 036 18,60 00 6</b>	4	19 037	DF/24/1	419	192	178	▶18,0		93275		
				4	19 036	DF/25/1	419	189	178	▶18,6		93275		
419 x 203mm			<b>19 365 18,70 90 6</b>	4	19 366	RW/1/3	419	189	203	▶19,3	Conical drilling	93685		
				4	19 365	RW/2/3	419	192	203	▶18,7		93685		
420 x 160mm			<b>19 200 17,80 00 8</b>	8	19 200	BC/35/1	420	204	160	▶17,8		93251		
420 x 180mm			<b>19 032 17,80 00 8</b>	8	19 032	BC/98/1	420	205	180	▶17,8		93251		
420 x 200mm			<b>19 094 17,80 00 8</b>	8	19 094	BC/97/1	420	202	200	▶17,8		93251		

### FOU SDF

414 x 150mm			<b>19 049 12,50 60 3*</b>	2	19 049	SA/10/1	414	347	150	12,5	* use/verwenden J1296928	93049		
				2	19 199	SA/11/1	414	286	150	12,5		93049		

### ROR

311 x 190mm			<b>19 604 14,80 60 6</b>	4	19 604	RW/9/3	311	126	190	▶14,8		93685		
				4	19 605	RW/13/3	311	158	190	▶16,1		93685		
419 x 178mm			<b>19 036 18,60 90 6</b>	4	19 036	IL/66/5	419	188	178	▶18,6		93685		
				4	19 037	IL/67/5	419	194	178	▶18,0		93685		

### SMB C1

419 x 203mm			<b>19 557 18,60 70 6</b>	4	19 606	FT/6/1	419	188	203	▶19,2	Conical drilling	93281		
				4	19 557	FT/7/1	419	192	203	▶18,6		93281		

### SMB C2

419 x 178mm			<b>19 613 19,20 70 6</b>	4	19 614	FT/11/1	419	188	178	▶18,6	Conical drilling	93281		
				4	19 613	FT/12/1	419	192	178	▶19,2		93281		

### SMB C3

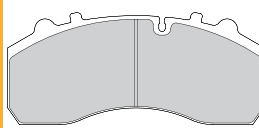
311 x 203mm			<b>19 608 18,40 00 6</b>	4	19 609	FU/17/1	311	136	203	▶19,3		93275		
				4	19 608	FU/18/1	311	141	203	▶18,4		93275		



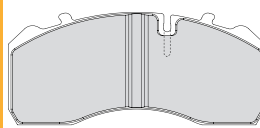
**29 143 30,00 41 4**  
4550 HAL DB22



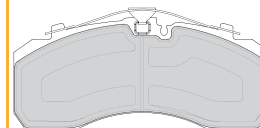
**29 154 30,00 40 4**  
4550 WAB PAN 22



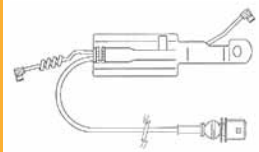
**29 197 30,00 41 4**  
4569 KNR SB/SN6



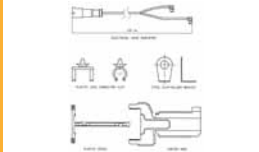
**29 253 30,00 41 4**  
4569 KNR SB/SN7



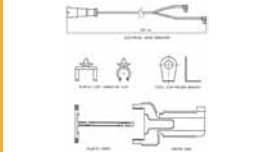
**UAI166** ↔ 450mm  
2



**UAI171** ↔ 430mm  
2



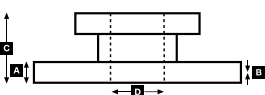
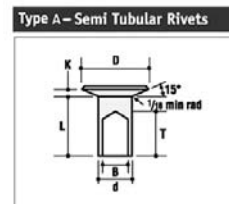
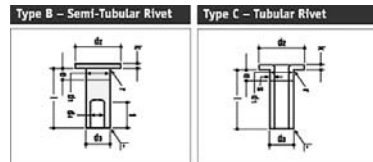
**UAI172** ↔ 940mm  
2



			A	B	C	D		Kg		ABS		
<b>BCR199A</b>			430	45.0	38.0	155	280	10x26,5	36.2		✓	
<b>BCR200A</b>			377	45.0	38.0	138	169	8xM14	27.0		✓	



Rivet Ref	Head Size	Shank Ø x Shank Length	Drawing type	Head Shape	T = tubular S = semi-tubular	Material	Material Description
<b>93049</b>	11.5	06x15	Type C	Flat	T	STEEL	1 x FM RIVETS BAG INCLUDES 100 PCS
<b>93251</b>	15.5	08x15	Type B	Flat	S	STEEL	1 x FM RIVETS BAG INCLUDES 100 PCS
<b>93252</b>	15.5	08x18	Type B	Flat	S	STEEL	1 x FM RIVETS BAG INCLUDES 100 PCS
<b>93275</b>	12	05x15	Type B	Flat	S	STEEL	1 x FM RIVETS BAG INCLUDES 100 PCS
<b>93281</b>	12	05x16	Type A	Conical	S	STEEL	1 x FM RIVETS BAG INCLUDES 100 PCS
<b>93684</b>	12	L9	Type A	Conical	S	STEEL	1 x FM RIVETS BAG INCLUDES 100 PCS
<b>93685</b>	12	L10	Type A	Conical	S	STEEL	1 x FM RIVETS BAG INCLUDES 100 PCS





# WVA



!

**DAF**

All

ELT 3218 & ELT 3219		All	<b>19 150 18,30 60 6</b>	4	19 150	DF/20/3	419	209	152	▶18,3		93685	
				4	19 151	DF/21/3	419	216	152	▶18,8		93685	
ELT-3224 Eurotrailer 21 to		All	<b>19 150 18,30 60 6</b>	4	19 150	DF/20/3	419	209	152	▶18,3		93685	
				4	19 151	DF/21/3	419	216	152	▶18,8		93685	
LT 3200-1800 Low Loader		All	<b>19 150 18,30 60 6</b>	4	19 150	DF/20/3	419	209	152	▶18,3		93685	
				4	19 151	DF/21/3	419	216	152	▶18,8		93685	
Tandem-axle		All	<b>19 150 18,30 60 6</b>	4	19 150	DF/20/3	419	209	152	▶18,3		93685	
				4	19 151	DF/21/3	419	216	152	▶18,8		93685	
12-13 to Payload		All	<b>19 094 17,80 00 8</b>	8	19 094	BC/97/1	420	202	200	▶17,8		93251	
4 wheel trailer		All	<b>19 094 17,80 00 8</b>	8	19 094	BC/97/1	420	202	200	▶17,8		93251	
4 wheel trailer for BPW axle		All	<b>19 094 17,80 00 8</b>	8	19 094	BC/97/1	420	202	200	▶17,8		93251	
Trailers LVW 1616		All	<b>19 094 17,80 00 8</b>	8	19 094	BC/97/1	420	202	200	▶17,8		93251	
BPW-axle		All	<b>19 094 17,80 00 8</b>	8	19 094	BC/97/1	420	202	200	▶17,8		93251	
LVW 1616, 16 Ton Gross		All	<b>19 094 17,80 00 8</b>	8	19 094	BC/97/1	420	202	200	▶17,8		93251	

**DISCOS**

Trailer

Hendricksons (22, 5") Knorr SB/SN7	1998→		<b>29 253 30,00 41 4</b>	4	29 253	FCV4296PTS	430	248	108	30				<b>BCR145A</b>
NR5 / 10DCL-9 / 10DCLG-9 / 10DCL-10.5 22,	1999→		<b>29 253 30,00 41 4</b>	4	29 253	FCV4296PTS	430	248	108	30				<b>BCR145A</b>
5" Knorr SB7...														
Haldex-Brake Intra disc DB22 MKII, MKIII			<b>29 143 30,00 41 4</b>	4	29 143	FCV1367B		248	105	30			UAI171/UAI172	
Haldex-Brake Intra disc DB22 MKIV, Modul-X			<b>29 120 30,00 41 4</b>	4	29 120	FCV1901B		248	105	30			UAI171/UAI172	
Knorr SB/SN5	2000→		<b>29 183 27,00 41 3</b>	4	29 183	FCV1277BFE		185	84	27/34				
TE Axles Knorr SK7			<b>29 158 30,00 41 4</b>	4	29 158	FCV1657B		2108	108	30				
TE3, TZ3 19, 5" Knorr SB/SN6			<b>29 197 30,00 41 4</b>	4	29 197	FCV1275BFE	377	211	93	30				<b>BCR190A</b>
TE5, TZ5 22, 5" Knorr SB/SN7			<b>29 253 30,00 41 4</b>	4	29 253	FCV4296PTS	430	248	108	30				<b>BCR145A</b>
TZ/ 1C7-10.5 22, 5" Knorr SB/SN7	2000→		<b>29 253 30,00 41 4</b>	4	29 253	FCV4296PTS	430	248	108	30				<b>BCR145A</b>

**DORSEY**

All

419 x 218mm ROR			<b>19 369 18,70 80 6</b>	4	19 369	FU/4/4	419	189	218	▶18,7		93685	
				4	19 370	FU/5/4	419	192	218	▶19,3		93685	

**DYSON**

All

311 x 178mm			<b>19 783 14,60 60 6</b>	4	19 783	MQ/3/2	311	148	178	▶14,6		93684	
				4	19 784	MQ/4/2	311	146	178	▶14,3		93684	
311 x 190mm			<b>19 604 14,80 60 6</b>	4	19 604	RW/9/3	311	126	190	▶14,8		93685	
				4	19 605	RW/13/3	311	158	190	▶16,1		93685	
394 x 152mm			<b>19 072 12,70 60 4</b>	4	19 072	GG/83/1	394	360	152	12,7		93684	
419 x 178mm			<b>19 036 18,60 90 6</b>	4	19 036	IL/66/5	419	188	178	▶18,6		93685	
				4	19 037	IL/67/5	419	194	178	▶18,0		93685	
419 x 218mm			<b>19 369 18,70 80 6</b>	4	19 369	FU/4/4	419	189	218	▶18,7		93685	
				4	19 370	FU/5/4	419	192	218	▶19,3		93685	

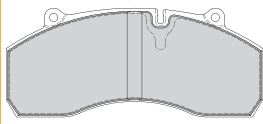
**FODEN**

All

381 x 177mm		R	<b>19 384 18,15 60 5</b>	6	19 384	CW/4/1	381	188	178	▶18,15		93684	
				2	19 385	CW/4/2	381	188	178	▶18,15		93684	
419 x 178mm		R	<b>19 896 18,00 00 8</b>	8	19 896	AX/14/6	419	196	178	18,0		93683	
419 x 203mm		R	<b>19 557 18,60 70 6</b>	4	19 606	FT/6/1	419	188	203	▶19,2	Conical drilling	93281	
				4	19 557	FT/7/1	419	192	203	▶18,6		93281	



**29 120 30,00 41 4**  
4550 HAL DB22



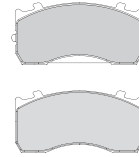
**29 143 30,00 41 4**  
4550 HAL DB22



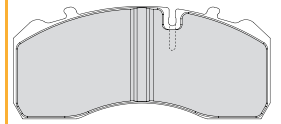
**29 158 30,00 41 4**  
4550 KNR SK7



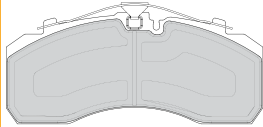
**29 183 27,00 41 3**  
4550 KNR SB/SN5




**29 197 30,00 41 4**  
4550 KNR SB/SN6



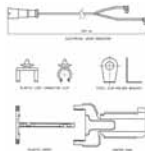
**29 253 30,00 41 4**  
4550 KNR SB/SN7



**UAI171** ↔ 430mm  
2



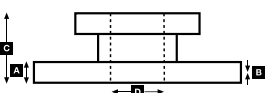
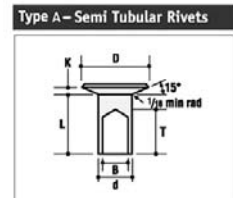
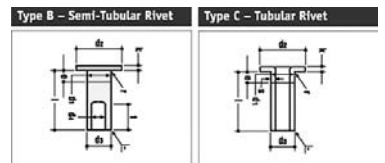
**UAI172** ↔ 940mm  
2



				<b>A</b>	<b>B</b>	<b>C</b>	<b>D</b>		<b>Kg</b>	
<b>BCR145A</b>			430	45.0	37.0	132	211	10xM14	34.2	
<b>BCR190A</b>			377	45.0	37.0	138	176	8xM14	26.4	



Rivet Ref	Head Size	Shank Ø x Shank Length	Drawing type	Head Shape	T = tubular S = semi-tubular	Material	Material Description
<b>93251</b>	15.5	08x15	Type B	Flat	S	STEEL	1 x FM RIVETS BAG INCLUDES 100 PCS
<b>93281</b>	12	05x16	Type A	Conical	S	STEEL	1 x FM RIVETS BAG INCLUDES 100 PCS
<b>93683</b>	12	L8	Type A	Conical	S	STEEL	1 x FM RIVETS BAG INCLUDES 100 PCS
<b>93684</b>	12	L9	Type A	Conical	S	STEEL	1 x FM RIVETS BAG INCLUDES 100 PCS
<b>93685</b>	12	L10	Type A	Conical	S	STEEL	1 x FM RIVETS BAG INCLUDES 100 PCS





# WVA



!

**FOX**

All

419 x 178mm		<b>19 036 18,60 90 6</b>	4	19 036	IL/66/5	419	188	178	▶18,6		93685	
			4	19 037	IL/67/5	419	194	178	▶18,0		93685	
419 x 203mm		<b>19 365 18,70 90 6</b>	4	19 366	RW/1/3	419	189	203	▶19,3		93685	
			4	19 365	RW/2/3	419	192	203	▶18,7		93685	
419 x 218mm		<b>19 369 18,70 80 6</b>	4	19 369	FU/4/4	419	189	218	▶18,7		93685	
			4	19 370	FU/5/4	419	192	218	▶19,3		93685	

**FRANCHIN**

All

420 x 180mm		<b>19 032 17,80 00 8</b>	8	19 032	BC/98/1	420	205	180	▶17,8		93251	
420 x 90mm		<b>15 207 08,00 60 4*</b>	4	15 207	FI/79/2	420	406	90	8,0	* use/verwenden K15207-0-F3656	93252	

**FROMANT**

All

419 x 178mm		<b>19 036 18,60 90 6</b>	4	19 036	IL/66/5	419	188	178	▶18,6		93685	
			4	19 037	IL/67/5	419	194	178	▶18,0		93685	
419 x 218mm		<b>19 369 18,70 80 6</b>	4	19 369	FU/4/4	419	189	218	▶18,7		93685	
			4	19 370	FU/5/4	419	192	218	▶19,3		93685	

**FROMCO**

All

419 x 178mm		<b>19 036 18,60 90 6</b>	4	19 036	IL/66/5	419	188	178	▶18,6		93685	
			4	19 037	IL/67/5	419	194	178	▶18,0		93685	
419 x 218mm		<b>19 369 18,70 80 6</b>	4	19 369	FU/4/4	419	189	218	▶18,7		93685	
			4	19 370	FU/5/4	419	192	218	▶19,3		93685	

**FRUEHAUF/BENALU**

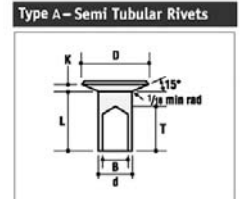
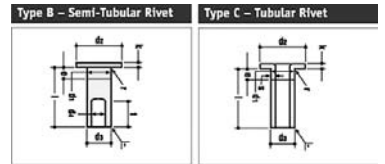
All

16.1/2 x 7" 419 x 178mm	All	<b>19 036 18,60 00 6</b>	4	19 037	DF/24/1	419	192	178	▶18,0	Rivet 5mm	93275	
			4	19 036	DF/25/1	419	189	178	▶18,6		93275	
			4	19 036		419	189	178	▶18,6	Rivet 8mm	93252	
			4	19 037		419	194	178	▶18,0		93252	
16.1/2 x 8" 419 x 203mm Conical drilling	All	<b>19 365 18,70 90 6</b>	4	19 366	RW/1/3	419	189	203	▶19,3		93685	
			4	19 365	RW/2/3	419	192	203	▶18,7		93685	
311 x 190mm MER Axle	All	<b>19 604 14,80 60 6</b>	4	19 604	RW/9/3	311	126	190	▶14,8		93685	
			4	19 605	RW/13/3	311	158	190	▶16,1		93685	
311 x 203mm Propar-Axle P15 A75	All	<b>19 608 18,40 00 6</b>	4	19 609	FU/17/1	311	136	203	▶19,3		93275	
			4	19 608	FU/18/1	311	141	203	▶18,4		93275	
381 x 177, 8mm	All	<b>19 384 18,15 60 5</b>	6	19 384	CW/4/1	381	188	178	▶18,15		93684	
			2	19 385	CW/4/2	381	188	178	▶18,15		93684	
414 x 150mm FOU 5DF	All	<b>19 049 12,50 60 3*</b>	2	19 049	SA/10/1	414	347	150	12,5	* use/verwenden J1296928	93049	
			2	19 199	SA/11/1	414	286	150	12,5		93049	
419 x 178mm Axle SMB C2	All	<b>19 613 19,20 70 6</b>	4	19 614	FT/11/1	419	188	178	▶18,6	Conical drilling	93281	
			4	19 613	FT/12/1	419	192	178	▶19,2		93281	
419 x 203mm Axle SMB C1	All	<b>19 557 18,60 70 6</b>	4	19 606	FT/6/1	419	188	203	▶19,2	Conical drilling	93281	
			4	19 557	FT/7/1	419	192	203	▶18,6		93281	
420 x 160mm	All	<b>19 200 17,80 00 8</b>	8	19 200	BC/35/1	420	204	160	▶17,8		93251	
420 x 180mm Trailers equipped with BPW axles	All	<b>19 032 17,80 00 8</b>	8	19 032	BC/98/1	420	205	180	▶17,8		93251	
420 x 200mm	All	<b>19 094 17,80 00 8</b>	8	19 094	BC/97/1	420	202	200	▶17,8		93251	
419 x 218mm	All	<b>19 369 18,70 80 6</b>	4	19 369	FU/4/4	419	189	218	▶18,7		93685	
			4	19 370	FU/5/4	419	192	218	▶19,3		93685	

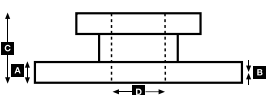




Rivet Ref	Head Size	Shank Ø x Shank Length	Drawing type	Head Shape	T = tubular S = semi-tubular	Material	Material Description
<b>93049</b>	11.5	06x15	Type C	Flat	T	STEEL	1 x FM RIVETS BAG INCLUDES 100 PCS
<b>93251</b>	15.5	08x15	Type B	Flat	S	STEEL	1 x FM RIVETS BAG INCLUDES 100 PCS
<b>93252</b>	15.5	08x18	Type B	Flat	S	STEEL	1 x FM RIVETS BAG INCLUDES 100 PCS
<b>93275</b>	12	05x15	Type B	Flat	S	STEEL	1 x FM RIVETS BAG INCLUDES 100 PCS
<b>93281</b>	12	05x16	Type A	Conical	S	STEEL	1 x FM RIVETS BAG INCLUDES 100 PCS
<b>93684</b>	12	L9	Type A	Conical	S	STEEL	1 x FM RIVETS BAG INCLUDES 100 PCS
<b>93685</b>	12	L10	Type A	Conical	S	STEEL	1 x FM RIVETS BAG INCLUDES 100 PCS



FOX - FRUEHAUF/BENALU





# WVA



!



## GFA (Gothaer Achsen)

All

300 x 80 mm		<b>15 077 16,00 00 8</b>	8	15 077		300	148	80	▶16,0		93251	
300 x 100 mm		<b>17 347 18,00 00 8</b>	8	17 347		300	145	100	▶18,0		93251	
420 x 120 mm		<b>17 377 18,00 00 8</b>	8	17 377	BC/78/1	420	204	120	▶18,0		93058	
420 x 180 mm		<b>19 032 17,80 00 8</b>	8	19 032	BC/98/1	420	205	180	▶17,8		93251	

## GIGANT GROUP

S.A.E. (Dupillier)

Haldex-Brake Intra disc DB22 MKII, MKIII	01/06→	<b>29 143 30,00 41 4</b>	4	29 143	FCV1367B	248	105	30	Eurotrailer axle application between 9 and 11 tons	UAI171/UAI172 UAI171/UAI172		
Haldex-Brake Intra disc DB22 MKIV, Modul-X		<b>29 120 30,00 41 4</b>	4	29 120	FCV1901B	248	105	30				
Haldex Disc Brake DB22LT (22, 5")		<b>29 195 30,00 41 4</b>	4	29 195	FCV1814BFE	210	93.8	30				
Knorr SB6...	2000→	<b>29 197 30,00 41 4</b>	4	29 197	FCV1329BFE	377	211	93	UAC166 (SPRINGS)/ UAC170(FORKS)	UAI168 UAC166	<b>BCR200A BCR199A BCR202A</b>	
Knorr SB7...		<b>29 253 30,00 41 4</b>	4	29 253	FCV4296PTS	430	248	108				30
Wabco PAN19-1		<b>29 159 30,00 40 4</b>	4	29 159	FCV1963	377	211	93				30
Wabco Pan22		<b>29 154 30,00 40 4</b>	4	29 154	FCV1366	248	108	30				

S.A.E. (Dupillier)

300 x 100 mm		R <b>17 347 17,00 00 8</b>	8	17 347		300	145	100	17,0		93251	
300 x 200mm		R <b>19 103 10,00 60 8</b>	8	19 103	BC/55/1	300	142	200	10,0		93251	
305 x 80mm (S 3208)		R <b>15 799 11,50 66 8</b>	8	15 799	SE/1/1	305	141	80	11,5		93049	
305 x 125mm		R <b>17 897 15,80 00 6</b>	4	17 897	LZ/7/1	305	151	125	▶15,8		93252	
			4	17 898	LZ/8/1	305	143	125	▶15,9		93252	
305 x 150mm		R <b>19 760 15,90 00 6*</b>	4	19 760	SA/36/2	305	144	150	▶15,9	*use/verwenden B2044170	93252	
			4	19 761	SA/37/2	305	140	150	▶15,8		93252	
305 x 200mm		R <b>19 762 15,90 00 6</b>	4	19 762	LZ/2/1	303	143	200	▶15,9		93252	
			4	19 763	LZ/3/1	303	141	200	▶15,8		93252	
305 x 200mm, S 3120, S 3220		R <b>19 405 11,50 60 8</b>	8	19 405	SE/4/1	305	141	200	11,5		93049	
355 x 150mm, S 3515		R <b>19 912 18,00 80 6</b>	4	19 913	LZ/4/1	355	168	150	▶18,8		93252	
			4	19 912	LZ/5/1	355	157	150	▶18,0		93252	
355 x 200mm, S 3520		R <b>19 892 18,00 00 6</b>	4	19 892	SJ/26/1	355	157	200	▶18,0		93252	
			4	19 893	SJ/27/1	355	168	200	▶18,8		93252	
405 x 125mm, S 4112		R <b>17 761 11,50 00 8*</b>	8	17 761	SE/5/1	405	180	125	11,5	* use/verwenden J1233928	93049	
419 x 178mm, RS 8041		R <b>19 036 18,60 00 6</b>	4	19 037	DF/24/1	419	192	178	▶18,0		93275	
			4	19 036	DF/25/1	419	189	178	▶18,6		93275	
419 x 203, 2mm 16 1/2 x 8"		R <b>19 557 18,60 70 6</b>	4	19 606	FT/6/1	419	188	203	▶19,2		93281	
			4	19 557	FT/7/1	419	192	203	▶18,6		93281	
419 x 203mm Conical drilling		R <b>19 365 18,70 90 6</b>	4	19 366	RW/1/3	419	189	203	▶19,3		93685	
			4	19 365	RW/2/3	419	192	203	▶18,7		93685	
420 x 160mm, S 4416		R <b>19 200 17,80 00 8</b>	8	19 200	BC/35/1	420	204	160	▶17,8		93251	
420 x 178mm SKRS 9042		R <b>19 283 20,60 00 6</b>	4	19 283	SJ/28/1	420	177	178	▶20,6		93251	
			4	19 284	SJ/29/1	420	183	178	▶20,0		93251	
420 x 200mm, S 4420		R <b>19 094 17,80 00 8</b>	8	19 094	BC/97/1	420	202	200	▶17,8		93251	
420 x 203mm SKRS		R <b>19 477 20,60 00 6</b>	4	19 477	SJ/30/1	420	188	203	▶20,6		93251	
			4	19 478	SJ/31/1	420	192	203	▶20,0		93251	

SMB

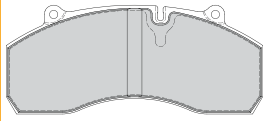
Haldex-Brake Intra disc DB22 MKIV, Modul-X	2000→ 01/06→	<b>29 120 30,00 41 4</b>	4	29 120	FCV1901B	248	105	30	Eurotrailer axle application between 9 and 11 tons	UAI171/UAI172 UAI171/UAI172	<b>BCR199A</b>	
Haldex-Brake Intra disc DB22 MKII, MKIII		<b>29 143 30,00 41 4</b>	4	29 143	FCV1367B	430	248	105				30
Haldex Disc Brake DB22LT (22, 5")		<b>29 195 30,00 41 4</b>	4	29 195	FCV1814BFE	210	93.8	30				
Haldex Disc Brake DB19	01/06→	<b>29 207 30,00 41 4</b>	4	29 207	FCV1815BFE	210	92	30		UAI175		
Knorr SB6...-Brake (19,5")	2000→	<b>29 197 30,00 41 4</b>	4	29 197	FCV1275BFE	377	211	93			<b>BCR200A BCR199A BCR199A</b>	
Knorr SB7...-Brake (22, 5")		<b>29 253 30,00 41 4</b>	4	29 253	FCV4296PTS	430	248	108				30
Wabco PAN22-Brake (22, 5")		<b>29 154 30,00 40 4</b>	4	29 154	FCV1366	430	248	108				30

SMB

311 x 203mm (C 3)		R <b>19 608 18,40 00 6</b>	4	19 609	FU/17/1	311	136	203	▶19,3		93275	
			4	19 608	FU/18/1	311	141	203	▶18,4		93275	
419 x 178mm (C 2)		R <b>19 613 19,20 70 6</b>	4	19 614	FT/11/1	419	188	178	▶18,6	Conical drilling	93281	
			4	19 613	FT/12/1	419	192	178	▶19,2	Conical drilling	93281	
419 x 203mm (C1 + L1)		R <b>19 557 18,60 70 6</b>	4	19 606	FT/6/1	419	188	203	▶19,2	Conical drilling	93281	
			4	19 557	FT/7/1	419	192	203	▶18,6	Conical drilling	93281	



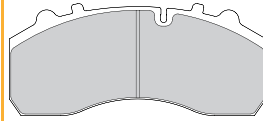
**29 120 30,00 41 4**  
4550 HAL DB22



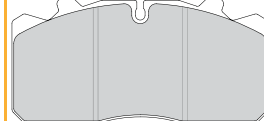
**29 143 30,00 41 4**  
4550 HAL DB22



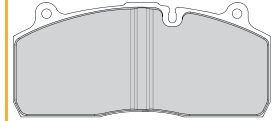
**29 154 30,00 40 4**  
4550 WAB PAN 22



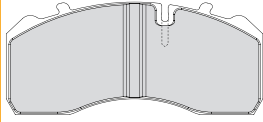
**29 159 30,00 40 4**  
4569 WAB PAN 19-1



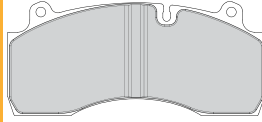
**29 195 30,00 41 4**  
4581 HAL DB22IT



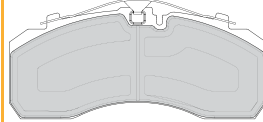
**29 197 30,00 41 4**  
4550, 4569 KNR SB/SN6



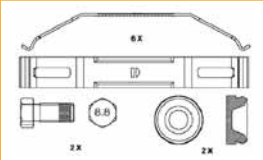
**29 207 30,00 41 4**  
4581 HAL DB19



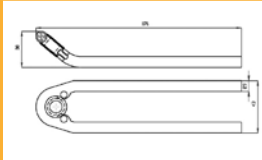
**29 253 30,00 41 4**  
4550 KNR SB/SN7



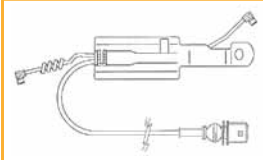
**UAC166** ↔



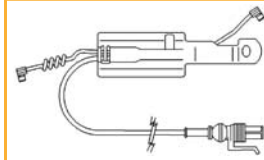
**UAC170** ↔



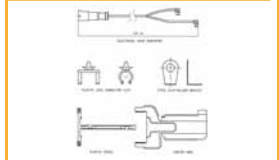
**UAI166** ↔ 450mm



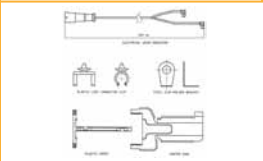
**UAI168** ↔ 380mm



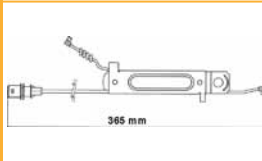
**UAI171** ↔ 430mm



**UAI172** ↔ 940mm



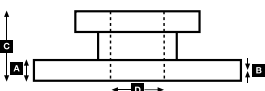
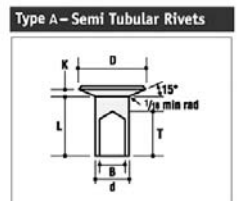
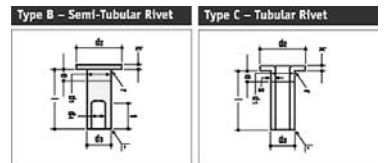
**UAI175** ↔ 365mm



			A	B	C	D		Kg		ABS
<b>BCR199A</b>		430	45.0	38.0	155	280	10x26,5	36.2		✓
<b>BCR200A</b>		377	45.0	38.0	138	169	8xM14	27.0		✓
<b>BCR202A</b>		377	45.0	38.0	157	169	8x23	27.0		



Rivet Ref	Head Size	Shank Ø x Shank Length	Drawing type	Head Shape	T = tubular S = semi-tubular	Material	Material Description
<b>93049</b>	11.5	06x15	Type C	Flat	T	STEEL	1 x FM RIVETS BAG INCLUDES 100 PCS
<b>93058</b>	15.5	08x15	Type C	Flat	T (stepped)	STEEL	1 x FM RIVETS BAG INCLUDES 100 PCS
<b>93251</b>	15.5	08x15	Type B	Flat	S	STEEL	1 x FM RIVETS BAG INCLUDES 100 PCS
<b>93252</b>	15.5	08x18	Type B	Flat	S	STEEL	1 x FM RIVETS BAG INCLUDES 100 PCS
<b>93275</b>	12	05x15	Type B	Flat	S	STEEL	1 x FM RIVETS BAG INCLUDES 100 PCS
<b>93281</b>	12	05x16	Type A	Conical	S	STEEL	1 x FM RIVETS BAG INCLUDES 100 PCS
<b>93685</b>	12	L10	Type A	Conical	S	STEEL	1 x FM RIVETS BAG INCLUDES 100 PCS





# WVA



!



## ...GIGANT GROUP

### Trenkamp & Gehle

Protec-axle for Knorr SB5...			<b>29 183 27,00 41 3</b>	4	29 183	FCV1277BFE	185	84	27/34				
Protec-axle for Knorr SB6...			<b>29 197 30,00 41 4</b>	4	29 197	FCV1329BFE	211	93	30				
Protec-axle for Knorr SB7...			<b>29 253 30,00 41 4</b>	4	29 253	FCV4296PTS	430	248	108	30	No ABS		
							430	248	108	30	ABS		<b>FCR293A</b> <b>FCR294A</b>

## GKN FAD Axles

300 x 100			<b>57 251 11,00 00 4</b>	4	57 251		300	248,5	100	11			
300 x 135			<b>57 248 11,00 00 4</b>	4	57 248		300	248	135	11			
			<b>57 250 11,00 00 4</b>	4	57 250		300	246,6	135	11			
300 x 150			<b>59 338 11,00 00 4</b>	4	59 338		300	286	150	11			
300 x 160			<b>59 335 11,00 66 4</b>	4	59 335		300	286	160	11			
400 x 120			<b>17 016 11,00 00 8</b>	8	17 016		400	192,7	120	11			

## GORICA

### All

300 x 200mm Jumbo		R	<b>19 676 10,00 60 4</b>	4	19 676	BC/119/1	300	265	200	10,0		93252	
360 x 200mm Jumbo		R	<b>19 902 17,80 00 6</b>	4	19 902	BC/100/1	360	159	200	▶17,8		93251	
				4	19 903	BC/101/1	360	188	200	▶17,8		93251	
420 x 180mm		R	<b>19 032 17,80 00 8</b>	8	19 032	BC/98/1	420	205	180	▶17,8		93251	
420 x 200mm		R	<b>19 644 17,80 00 8</b>	8	19 644	BC/116/1	420	204	200	▶17,8		93252	

## GRANNING LYNX

### All

311x190mm		R	<b>19 604 14,80 60 6</b>	4	19 604	RW/9/3	311	126	190	▶14,8		93685	
				4	19 605	RW/13/3	311	158	190	▶16,1		93685	

## HANDS

### All

394 x 152mm			<b>19 072 12,70 60 4</b>	4	19 072	GG/83/1	394	360	152	12,7		93684	
419 x 178mm			<b>19 036 18,60 90 6</b>	4	19 036	IL/66/5	419	188	178	▶18,6		93685	
				4	19 037	IL/67/5	419	194	178	▶18,0		93685	
419 x 218mm			<b>19 369 18,70 80 6</b>	4	19 369	FU/4/4	419	189	218	▶18,7		93685	
				4	19 370	FU/5/4	419	192	218	▶19,3		93685	

## HIGHWAY

### All

394 x 152mm			<b>19 072 12,70 60 4</b>	4	19 072	GG/83/1	394	360	152	12,7		93684	
419 x 178mm			<b>19 036 18,60 90 6</b>	4	19 036	IL/66/5	419	188	178	▶18,6		93685	
				4	19 037	IL/67/5	419	194	178	▶18,0		93685	
419 x 218mm			<b>19 369 18,70 80 6</b>	4	19 369	FU/4/4	419	189	218	▶18,7		93685	
				4	19 370	FU/5/4	419	192	218	▶19,3		93685	

## HOYNOR

### All

311 x 178mm			<b>19 783 14,60 60 6</b>	4	19 783	MQ/3/2	311	148	178	▶14,6		93684	
				4	19 784	MQ/4/2	311	146	178	▶14,3		93684	
419 x 218mm			<b>19 369 18,70 80 6</b>	4	19 369	FU/4/4	419	189	218	▶18,7		93685	
				4	19 370	FU/5/4	419	192	218	▶19,3		93685	

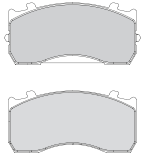
## ILASA-TMM

### All

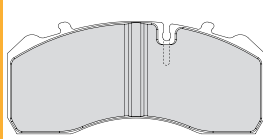
410 x 200mm			<b>19 879 17,30 60 6*</b>	4	19 879	PD/3/1	410	162	200	▶17,3	*use/verwenden K19879.0-F3537	93049	
				4	19 881	PD/4/1	410	162	200	▶16,5		93049	



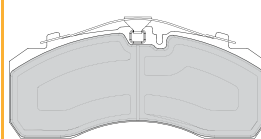
**29 183 27,00 41 3**  
4550 KNR SB/SN5



**29 197 30,00 41 4**  
4569 KNR SB/SN6



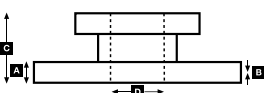
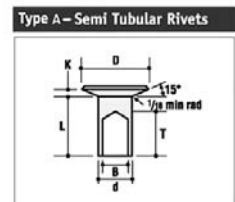
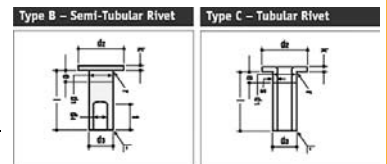
**29 253 30,00 41 4**  
4569 KNR SB/SN7



FCR293A	FCR294A	430	45.0	38.0	160	290	10x23	34.5	37.4	ABS	✓



Rivet Ref	Head Size	Shank Ø x Shank Length	Drawing type	Head Shape	T = tubular S = semi-tubular	Material	Material Description
<b>93049</b>	11.5	06x15	Type C	Flat	T	STEEL	1 x FM RIVETS BAG INCLUDES 100 PCS
<b>93251</b>	15.5	08x15	Type B	Flat	S	STEEL	1 x FM RIVETS BAG INCLUDES 100 PCS
<b>93252</b>	15.5	08x18	Type B	Flat	S	STEEL	1 x FM RIVETS BAG INCLUDES 100 PCS
<b>93684</b>	12	L9	Type A	Conical	S	STEEL	1 x FM RIVETS BAG INCLUDES 100 PCS
<b>93685</b>	12	L10	Type A	Conical	S	STEEL	1 x FM RIVETS BAG INCLUDES 100 PCS





# WVA



!



## ITAS

All

420 x 200mm			<b>19 677 17,80 00 8</b>	8	19 677		420	204	200	▶17,8			
-------------	--	--	--------------------------	---	--------	--	-----	-----	-----	-------	--	--	--

## KAISER

All

300 x 200mm SAF			<b>19 515 15,70 00 6</b>	4	19 516	SJ/22/1	300	132	200	▶16,6		93252	
				4	19 515	SJ/23/1	300	127	200	▶15,7		93252	
303 x 200mm SAE S3320			<b>19 762 15,90 00 6</b>	4	19 762	LZ/2/1	303	143	200	▶15,9		93252	
				4	19 763	LZ/3/1	303	141	200	▶15,8		93252	
305 x 150mm SAE S3315			<b>19 760 15,90 00 6*</b>	4	19 760	SA/36/2	305	144	150	▶15,9	*use/verwenden B2044170	93252	
				4	19 761	SA/37/2	305	140	150	▶15,8		93252	
305 x 200mm SAE S3120/3220			<b>19 405 11,50 60 8</b>	8	19 405	SE/4/1	305	141	200	11,5		93049	
419 x 178mm			<b>19 036 18,60 90 6</b>	4	19 036	IL/66/5	419	188	178	▶18,6		93685	
				4	19 037	IL/67/5	419	194	178	▶18,0		93685	
419 x 178mm SAF			<b>19 036 18,60 00 6</b>	4	19 037	DF/24/1	419	192	178	▶18,0		93275	
				4	19 036	DF/25/1	419	189	178	▶18,6		93275	
419 x 203mm			<b>19 365 18,70 90 6</b>	4	19 366	RW/1/3	419	189	203	▶19,3		93685	
				4	19 365	RW/2/3	419	192	203	▶18,7		93685	
420 x 178mm SAF SNF			<b>19 283 20,60 00 6</b>	4	19 283	SJ/28/1	420	177	178	▶20,6		93251	
				4	19 284	SJ/29/1	420	183	178	▶20,0		93251	
420 x 180mm SAF SNF			<b>19 032 17,80 00 8</b>	8	19 032	BC/98/1	420	205	180	▶17,8		93251	
420 x 200mm SAF SNF			<b>19 094 17,80 00 8</b>	8	19 094	BC/97/1	420	202	200	▶17,8		93251	
420 x 203mm SAF SNF			<b>19 477 20,60 00 6</b>	4	19 477	SJ/30/1	420	188	203	▶20,6		93251	
				4	19 478	SJ/31/1	420	192	203	▶20,0		93251	

## KÄSSBOHRER

300 x 200mm

Cam brake, 1. Series	All		<b>19 103 10,00 60 8</b>	8	19 103	BC/55/1	300	142	200	10,0		93251	
S-Cam brake, series 2, low loader	All		<b>19 568 18,00 00 8</b>	8	19 568	BC/108/1	300	140	200	▶18,0		93252	
S-Cam brake	All		<b>19 574 18,00 00 8</b>	8	19 574	BC/80/1	300	144	200	▶18,0		93251	

400 x 150mm

All	All		<b>19 168 19,40 00 6</b>	4	19 168	BC/92/1	400	214	150	▶19,4		93252	
				4	19 169	BC/93/1	400	215	150	▶19,8		93252	

400 x 200mm

S-Cam brake, 8 to-axle	All		<b>19 166 19,80 00 6</b>	4	19 166	BC/90/1	400	215	200	19,8		93252	
				4	19 167	BC/91/1	400	215	200	19,4		93252	

400 x 80mm

All	All		<b>15 247 08,00 60 4</b>	4	15 247	FD/86/1	400	388	80	8,0		93251	
-----	-----	--	--------------------------	---	--------	---------	-----	-----	----	-----	--	-------	--

420 x 120mm

All	All		<b>17 377 18,00 00 8</b>	8	17 377	BC/78/1	420	204	120	▶18,0		93251	
-----	-----	--	--------------------------	---	--------	---------	-----	-----	-----	-------	--	-------	--

420 x 180mm

All	All		<b>19 032 17,80 00 8</b>	8	19 032	BC/98/1	420	205	180	▶17,8		93251	
-----	-----	--	--------------------------	---	--------	---------	-----	-----	-----	-------	--	-------	--

420 x 200mm

All	All		<b>19 094 17,80 00 8</b>	8	19 094	BC/97/1	420	202	200	▶17,8		93251	
-----	-----	--	--------------------------	---	--------	---------	-----	-----	-----	-------	--	-------	--

## KESSLER

500 X 160 mm

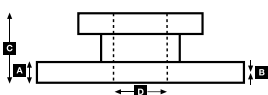
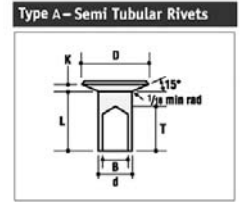
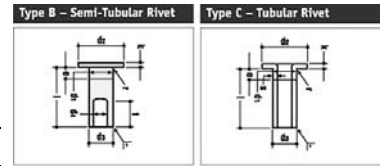
Old version 8 holes			<b>19 687 17,80 00 8</b>	8	19 687		500	253	160	▶17,8		93067	
New version 10 holes			<b>19 042 17,80 00 8</b>	8	19 042	BC/86/1	500	253	160	▶17,8		93059	

500 x 180 mm

Old version 8 holes			<b>19 690 17,80 00 8</b>	8	19 690		500	253	180	▶17,8		93067	
New version 10 holes			<b>19 041 17,80 00 8</b>	8	19 041		500	253	180	▶17,8		93059	



Rivet Ref	Head Size	Shank Ø x Shank Length	Drawing type	Head Shape	T = tubular S = semi-tubular	Material	Material Description
<b>93049</b>	11.5	06x15	Type C	Flat	T	STEEL	1 x FM RIVETS BAG INCLUDES 100 PCS
<b>93059</b>	15.5	08x18	Type C	Flat	T (stepped)	STEEL	1 x FM RIVETS BAG INCLUDES 100 PCS
<b>93067</b>	18	10x18	Type C	Flat	T	STEEL	1 x FM RIVETS BAG INCLUDES 100 PCS
<b>93251</b>	15.5	08x15	Type B	Flat	S	STEEL	1 x FM RIVETS BAG INCLUDES 100 PCS
<b>93252</b>	15.5	08x18	Type B	Flat	S	STEEL	1 x FM RIVETS BAG INCLUDES 100 PCS
<b>93275</b>	12	05x15	Type B	Flat	S	STEEL	1 x FM RIVETS BAG INCLUDES 100 PCS
<b>93685</b>	12	L10	Type A	Conical	S	STEEL	1 x FM RIVETS BAG INCLUDES 100 PCS







# WVA



!



## ...KESSLER

All

410 x 180 mm (mobile crane)			<b>19 723 18,20 00 8</b>	8	19 723		410	178	180	▶18,2	Old version 8 holes	93067	
			<b>19 113 18,20 00 8</b>	8	19 113	AD/44/1	410	178	180	▶18,2	New version 10 holes	93067	
500 x 120 mm (mobile crane)			<b>17 237 17,80 00 8</b>	8	17 237	PB/15/1	500	253	120	▶17,8	Old version 8 holes	93067	
			<b>17 374 17,80 00 8</b>	8	17 374		500	253	120	▶17,8	New version 10 holes	93067	

## KING

All

300 x 200mm			<b>19 515 15,70 00 6</b>	4	19 516	SJ/22/1	300	132	200	▶16,6		93252	
				4	19 515	SJ/23/1	300	127	200	▶15,7		93252	
311 x 178mm			<b>19 783 14,60 60 6</b>	4	19 783	MQ/3/2	311	148	178	▶14,6		93684	
				4	19 784	MQ/4/2	311	146	178	▶14,3		93684	

## KNOTT

All

250 x 40mm 2-2, 5 to Payload GA 2-2, 5/246K 4-01 K 5-01/249 K, K 1-01		R	<b>11 284 05,00 60 4</b>	4	11 284	BW/1/1	250	262	40	5,0		93021	
300 x 120mm GA 4, GA 5/6		R	<b>17 183 10,00 60 8</b>	8	17 183	BC/53/1	300	142	120	10,0		93252	
350 x 60mm		R	<b>15 044 06,00 60 4</b>	4	15 044	FD/85/1	350	339	60	6,0		93047	
400 x 80mm		R	<b>15 031 09,30 60 4</b>	4	15 031		400	418	80	9,3			
408 x 160mm		R	<b>19 634 15,90 00 6</b>	4	19 634	PB/27/1	410	207	160	▶15,9		93067	
				4	19 635	PB/28/1	410	207	160	▶15,9		93067	
410 x 180mm for mobile crane		R	<b>19 723 18,20 00 8</b>	8	19 723		410	178	180	▶18,2	old version	93067	
			<b>19 113 18,20 00 8</b>	8	19 113	AD/44/1	410	178	180	▶18,2	new version	93067	
500 x 120mm for mobile crane		R	<b>17 237 17,80 00 8</b>	8	17 237	PB/15/1	500	253	120	▶17,8	old version	93067	
			<b>17 374 17,80 00 8</b>	8	17 374		500	253	120	▶17,8	new version	93067	
500 x 160mm for mobile crane		R	<b>19 687 17,80 00 8</b>	8	19 687		500	253	160	▶17,8	old version	93067	
			<b>19 042 17,80 00 8</b>	8	19 042	BC/86/1	500	253	160	▶17,8	new version	93067	
500 x 180mm for mobile crane		R	<b>19 690 17,80 00 8</b>	8	19 690		500	253	180	▶17,8	old version	93067	
			<b>19 041 17,80 00 8</b>	8	19 041		500	253	180	▶17,8	new version	93067	

## LAG

All

300x200mm			<b>19 515 15,70 00 6</b>	4	19 516	SJ/22/1	300	132	200	▶16,6		93252	
				4	19 515	SJ/23/1	300	127	200	▶15,7		93252	
419 x 218mm			<b>19 369 18,70 80 6</b>	4	19 369	FU/4/4	419	189	218	▶18,7		93685	
				4	19 370	FU/5/4	419	192	218	▶19,3		93685	
420x200 (BPW)			<b>19 094 17,80 00 8</b>	8	19 094	BC/97/1	420	202	200	▶17,8		93251	

## LECITRAILER

All

300 x 200mm			<b>19 574 18,00 00 8</b>	8	19 574	BC/80/1	300	144	200	▶18,0		93251	
420 x 180mm			<b>19 032 17,80 00 8</b>	8	19 032	BC/98/1	420	205	180	▶17,8		93251	
420 x 200mm			<b>19 094 17,80 00 8</b>	8	19 094	BC/97/1	420	202	200	▶17,8		93251	

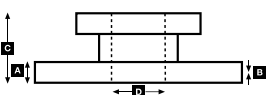
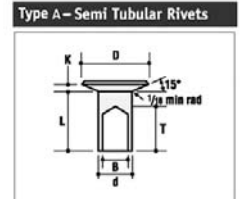
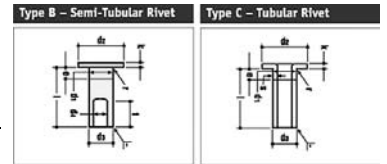
## LOHR

All

303 x 200mm SAE S3320			<b>19 762 15,90 00 6</b>	4	19 762	LZ/2/1	303	143	200	▶15,9		93252	
				4	19 763	LZ/3/1	303	141	200	▶15,8		93252	
305 x 125mm SAE S3312			<b>17 897 15,80 00 6</b>	4	17 897	LZ/7/1	305	151	125	▶15,8		93252	
				4	17 898	LZ/8/1	305	143	125	▶15,9		93252	
305 x 150mm SAE S3315			<b>19 760 15,90 00 6*</b>	4	19 760	SA/36/2	305	144	150	▶15,9	*use/verwenden 82044170	93252	
				4	19 761	SA/37/2	305	140	150	▶15,8		93252	



Rivet Ref	Head Size	Shank Ø x Shank Length	Drawing type	Head Shape	T = tubular S = semi-tubular	Material	Material Description
<b>93021</b>	7.5	04x10	Type C	Flat	T	STEEL	1 x FM RIVETS BAG INCLUDES 100 PCS
<b>93047</b>	11.5	06x10	Type C	Flat	T	STEEL	1 x FM RIVETS BAG INCLUDES 100 PCS
<b>93067</b>	18	10x18	Type C	Flat	T	STEEL	1 x FM RIVETS BAG INCLUDES 100 PCS
<b>93251</b>	15.5	08x15	Type B	Flat	S	STEEL	1 x FM RIVETS BAG INCLUDES 100 PCS
<b>93252</b>	15.5	08x18	Type B	Flat	S	STEEL	1 x FM RIVETS BAG INCLUDES 100 PCS
<b>93684</b>	12	L9	Type A	Conical	S	STEEL	1 x FM RIVETS BAG INCLUDES 100 PCS
<b>93685</b>	12	L10	Type A	Conical	S	STEEL	1 x FM RIVETS BAG INCLUDES 100 PCS





# WVA



!

**...LOHR**

...All

355 x 150mm		<b>19 912 18,00 80 6</b>	4	19 913	LZ/4/1	355	168	150	▶18,8		93252	
			4	19 912	LZ/5/1	355	157	150	▶18,0		93252	
400 x 150mm KASSBOHRER		<b>19 168 19,40 00 6</b>	4	19 168	BC/92/1	400	214	150	▶19,4		93252	
			4	19 169	BC/93/1	400	215	150	▶19,8		93252	

**MADURAUD**

All

414 x 150mm		<b>19 049 12,50 60 3*</b>	2	19 049	SA/10/1	414	347	150	12,5	* use/verwenden J1296928	93049	
			2	19 199	SA/11/1	414	286	150	12,5		93049	

**MERITOR**

All

LM-axle (19, 5") 11 tonnes Meritor DX195	1998→	<b>29 155 27,00 41 4</b>	4	29 155	FCV1857BFE	378	205	102	27	No ABS			<b>BCR197A</b> <b>BCR223A</b>
LM-axle Axial Actuation D Elsa 2	02/00→	<b>29 156 30,00 41 4</b>	4	29 156	FCV1653BFE		250	118	30	ABS			<b>BCR250A</b>
LM-axle Elsa 195	2003→	<b>29 169 30,00 41 4</b>	4	29 169	FCV1624B	378	211	100	30	No ABS			<b>BCR197A</b> <b>BCR223A</b>
						377				ABS			
TA-axle (22, 5") 13 tonnes D DUCO	06/00→	<b>29 125 29,00 41 4</b>	4	29 125	FCV1388B		250	111	29				
TA-axle Axial Actuation D Elsa 2	02/00→	<b>29 156 30,00 41 4</b>	4	29 156	FCV1653BFE		250	118	30	ABS			<b>BCR250A</b>
TA-axle Elsa 195	2003→	<b>29 169 30,00 41 4</b>	4	29 169	FCV1624B	378	211	100	30				<b>BCR248A</b>
LM/TM axles (19.5" wheels)	2006→	<b>29 169 30,00 41 4</b>	4	29 169	FCV1624B		211	100	30				

All

311 x 178mm 12.1/4 x 7" S-Cam brake		<b>R 19 783 14,60 60 6</b>	4	19 783	MQ/3/2	311	148	178	▶14,6		93684	
			4	19 784	MQ/4/2	311	146	178	▶14,3		93684	
311 x 190mm 12.1/4 x 7.1/2" Type AC		<b>R 19 604 14,80 60 6</b>	4	19 604	RW/9/3	311	126	190	▶14,8		93685	
			4	19 605	RW/13/3	311	158	190	▶16,1		93685	
419 x 203mm 16.1/2 x 8" Type C12SL030		<b>R 19 365 18,70 90 6</b>	4	19 366	RW/1/3	419	189	203	▶19,3	Rivet 6,35mm	93685	
			4	19 365	RW/2/3	419	192	203	▶18,7		93685	
419 x 218mm 16.1/2 x 8.5/8" Type Z		<b>R 19 369 18,70 80 6</b>	4	19 369	FU/4/4	419	189	218	▶18,7	Rivet 6,35mm	93685	
			4	19 370	FU/5/4	419	192	218	▶19,3		93685	
		<b>R 19 369 18,70 90 6</b>	4	19 369		419	194	219	▶18,7	Rivet 8mm	93252	
			4	19 370		419	189	219	▶19,3		93252	
350 x 200mm, Type B		<b>R 19 908 18,10 00 6</b>	4	19 908	RW/21/1	350	149	200	▶18,1		93685	
			4	19 909	RW/22/1	350	151	200	▶18,8		93685	
381 x 177, 8mm		<b>R 19 384 18,15 60 5</b>	6	19 384	CW/4/1	381	188	178	▶18,15		93684	
			2	19 385	CW/4/2	381	188	178	▶18,15		93684	
410 x 180mm		<b>R 19 555 20,40 60 5</b>	6	19 556	RW/28/1	410	180	180	▶20,4	Old version. -4/96	93251	
			2	19 555	RW/28/2	410	180	180	▶20,4		93251	
		<b>R 19 714 22,20 60 5</b>	4	19 556	RW/28/1	410	180	180	▶20,4	New version. 5/96 →	93251	
			2	19 715	RW/30/1	410	196	180	▶21,9		93251	
			2	19 714	RW/31/1	410	196	180	▶22,2		93251	
410 x 200mm		<b>R 19 554 20,40 60 5</b>	6	19 553	RW/29/1	410	180	200	▶20,4	Old version. -4/96	93251	
			2	19 554	RW/29/2	410	180	200	▶20,4		93251	
		<b>R 19 716 22,20 60 5</b>	4	19 553	RW/29/1	410	180	200	▶20,4	New version. 5/96 →	93251	
			2	19 717	RW/32/1	410	196	200	▶21,9		93251	
			2	19 716	RW/33/1	410	196	200	▶22,2		93251	
419 x 178mm, Typ Q 16.1/2 x 7" Conical drilling		<b>R 19 036 18,60 90 6</b>	4	19 036	IL/66/5	419	188	178	▶18,6		93685	
			4	19 037	IL/67/5	419	194	178	▶18,0		93685	
419 x 178mm 16.1/2 x 7" New Brake Q plus, LM - axle		<b>R 19 030 22,00 60 6</b>	4	19 030	RW/34/1	419	189	177	▶22,0		93684	
			4	19 033	RW/35/1	419	195	177	▶21,4		93684	

**MERRIWORTH**

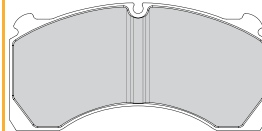
All

419 x 178mm		<b>19 036 18,60 90 6</b>	4	19 036	IL/66/5	419	188	178	▶18,6		93685	
			4	19 037	IL/67/5	419	194	178	▶18,0		93685	
419 x 203mm		<b>19 365 18,70 90 6</b>	4	19 366	RW/1/3	419	189	203	▶19,3		93685	
			4	19 365	RW/2/3	419	192	203	▶18,7		93685	

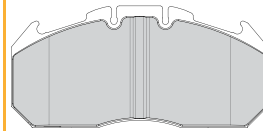
**29 125 29,00 41 4**  
4562 MER D-DUCO



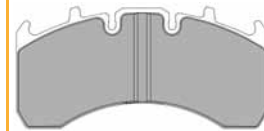
**29 155 27,00 41 4**  
4550 MER DX195



**29 156 30,00 41 4**  
4572 MER D-ELSA 2



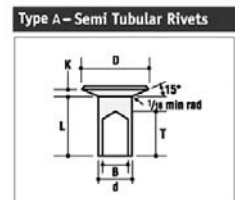
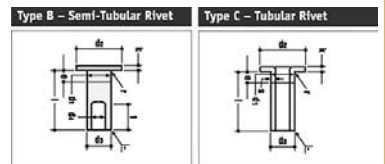
**29 169 30,00 41 4**  
4562 MER ELSA195



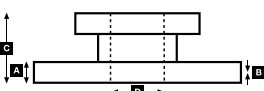
BCR197A	BCR223A	BCR248A	BCR250A								
378	377	378	434	45.0	42.0	150	222	10xM16	30.5		
45.0	45.0	45.0	45.0	38.0	38.0	150	222	10xM16	29.9	✓	
38.0	38.0	38.0	38.0	150	150	225	8x24,3 2xM12x1,75	33.5			
10xM16	10xM16	10xM16	10xM16					39.6		✓	



Rivet Ref	Head Size	Shank Ø x Shank Length	Drawing type	Head Shape	T = tubular S = semi-tubular	Material	Material Description
<b>93049</b>	11.5	06x15	Type C	Flat	T	STEEL	1 x FM RIVETS BAG INCLUDES 100 PCS
<b>93251</b>	15.5	08x15	Type B	Flat	S	STEEL	1 x FM RIVETS BAG INCLUDES 100 PCS
<b>93252</b>	15.5	08x18	Type B	Flat	S	STEEL	1 x FM RIVETS BAG INCLUDES 100 PCS
<b>93684</b>	12	L9	Type A	Conical	S	STEEL	1 x FM RIVETS BAG INCLUDES 100 PCS
<b>93685</b>	12	L10	Type A	Conical	S	STEEL	1 x FM RIVETS BAG INCLUDES 100 PCS



LOHR - MERRIWORTH





# WVA



!



## MULTIWHEEL

All

419 x 178mm			<b>19 036 18,60 90 6</b>	4	19 036	IL/66/5	419	188	178	▶18,6		93685	
				4	19 037	IL/67/5	419	194	178	▶18,0		93685	

## MURFITT

All

419 x 218mm	F	<b>19 369 18,70 80 6</b>	4	19 369	FU/4/4	419	189	218	▶18,7		93685	
			4	19 370	FU/5/4	419	192	218	▶19,3		93685	
	R	<b>19 369 18,70 80 6</b>	4	19 369	FU/4/4	419	189	218	▶18,7		93685	
			4	19 370	FU/5/4	419	192	218	▶19,3		93685	

## NICOLAS

All

303 x 200mm SAE S3320			<b>19 762 15,90 00 6</b>	4	19 762	LZ/2/1	303	143	200	▶15,9		93252	
				4	19 763	LZ/3/1	303	141	200	▶15,8		93252	

## NORTHERN

All

419 x 178mm			<b>19 036 18,60 90 6</b>	4	19 036	IL/66/5	419	188	178	▶18,6		93685	
				4	19 037	IL/67/5	419	194	178	▶18,0		93685	
419 x 218mm			<b>19 369 18,70 80 6</b>	4	19 369	FU/4/4	419	189	218	▶18,7		93685	
				4	19 370	FU/5/4	419	192	218	▶19,3		93685	

## PEAK

All

419 x 178mm			<b>19 036 18,60 90 6</b>	4	19 036	IL/66/5	419	188	178	▶18,6		93685	
				4	19 037	IL/67/5	419	194	178	▶18,0		93685	
419 x 218mm			<b>19 369 18,70 80 6</b>	4	19 369	FU/4/4	419	189	218	▶18,7		93685	
				4	19 370	FU/5/4	419	192	218	▶19,3		93685	

## PEITZ

All

230 x 40mm		R	<b>11 082 05,00 60 4</b>	4	11 082	GL/11/1	230	230	40	5,0		93020	
250 x 40mm		R	<b>11 084 05,00 60 4</b>	4	11 084	BC/51/1	250	245	40	5,0		93020	
				4	11 284	BW/1/1	250	262	40	5,0		93021	
300 x 150mm		R	<b>19 102 10,00 60 8</b>	8	19 102	BC/54/1	300	141	150	10,0		93251	
310 x 80mm		R	<b>55 173 08,00 60 4</b>	4	55 173		310	307	80	8,0		93049	
				8	15 826		310	152	80	8,0	Or split linings	93049	
350 x 60mm		R	<b>15 044 06,00 60 4</b>	4	15 044	FD/85/1	350	339	60	6,0		93047	

Servo brake

300 x 60mm		R	<b>15 004 05,00 60 4</b>	4	15 004	BC/52/1	300	290	60	5,0		93021	
------------	--	---	--------------------------	---	--------	---------	-----	-----	----	-----	--	-------	--

## PERLINI

All

420 x 90mm		R	<b>15 207 08,00 60 4*</b>	4	15 207	FI/79/2	420	406	90	8,0	* use/verwenden K15207.0-F3656	93252	
------------	--	---	---------------------------	---	--------	---------	-----	-----	----	-----	--------------------------------	-------	--

## PERROT BREMSEN (WABCO)

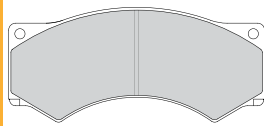
All

1000 V-G for MAN, Neoplan	F	<b>29 055 22,00 40 4</b>	4	29 055	FCV987		176	83	22				
	R	<b>29 055 22,00 40 4</b>	4	29 055	FCV987		176	83	22				
1600 V-G for DAF	F	<b>29 077 27,00 40 3</b>	4	29 077	FCV1042		205	106	27				
	F	<b>29 017 23,00 40 4</b>	4	29 017	FCV376		191	89	23				
for DAF, IVECO, Leyland	F	<b>29 024 23,00 41 3*</b>	4	29 024	FCV503		191	89	23		* use/verwenden FCV503		

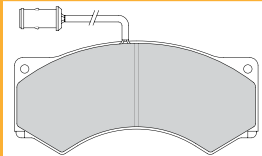


# MULTIWHEEL - PERROT BREMSEN (WABCO)

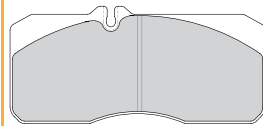
**29 017 23,00 40 4**  
3422 WAB 456 F-Ö



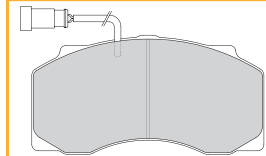
**29 024 23,00 41 3\***  
1721 WAB 456 F-Ö



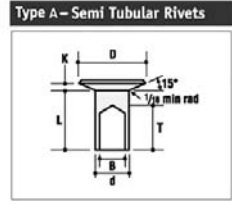
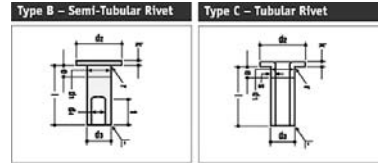
**29 055 22,00 40 4**  
4551 WAB 1000 V-G



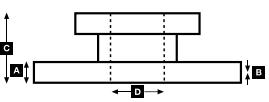
**29 077 27,00 40 3**  
1721 WAB 1600 V-G



Rivet Ref	Head Size	Shank Ø x Shank Length	Drawing type	Head Shape	T = tubular S = semi-tubular	Material	Material Description
<b>93020</b>	7.5	04x08	Type C	Flat	T	STEEL	1 x FM RIVETS BAG INCLUDES 100 PCS
<b>93021</b>	7.5	04x10	Type C	Flat	T	STEEL	1 x FM RIVETS BAG INCLUDES 100 PCS
<b>93047</b>	11.5	06x10	Type C	Flat	T	STEEL	1 x FM RIVETS BAG INCLUDES 100 PCS
<b>93049</b>	11.5	06x15	Type C	Flat	T	STEEL	1 x FM RIVETS BAG INCLUDES 100 PCS
<b>93251</b>	15.5	08x15	Type B	Flat	S	STEEL	1 x FM RIVETS BAG INCLUDES 100 PCS
<b>93252</b>	15.5	08x18	Type B	Flat	S	STEEL	1 x FM RIVETS BAG INCLUDES 100 PCS
<b>93685</b>	12	L10	Type A	Conical	S	STEEL	1 x FM RIVETS BAG INCLUDES 100 PCS



MULTIWHEEL - PERROT BREMSEN (WABCO)





# WVA



!



## ...PERROT BREMSEN (WABCO)

...All

for IVECO	F	<b>21 006 18,00 41 3*</b>	4	21 006	FVR492		149	69	18	* use/verwenden FVR492		
		<b>29 012 18,00 41 3</b>	4	29 012	FVR709		149	69	18			
		<b>29 040 18,00 41 3*</b>	4	29 040	FVR516		149	69	18	* use/verwenden FVR516		
		<b>29 029 23,00 41 3*</b>	4	29 029	FCV952		191	87	23	* use/verwenden FCV952		
		<b>29 001 20,00 41 3*</b>	4	29 001	FVR852		174	69	20	* use/verwenden FVR852		
		<b>29 018 28,00 40 4*</b>	8	29 018	FCV983		162	111	28	* use/verwenden FCV983		
for Mercedes-Benz, Volkswagen	F	<b>29 153 19,70 40 4</b>	4	29 153	FVR1879		165	73	19 ▶7			
	R	<b>29 153 19,70 40 4</b>	4	29 153	FVR1879		165	73	19 ▶7			
PAN17 for DAF, Renault Trucks	F	<b>29 088 26,00 40 4</b>	4	29 088	FCV1279		176	83	26	UAC173 (SPRINGS)/ UAC169 (FORKS)	UAI152 (DAF) UAC173	
		<b>29 088 26,00 40 4</b>	4	29 088	FCV1279		176	83	26	UAC173 (SPRINGS)/ UAC169 (FORKS)	UAI151 (Ren. T) UAC173	
PAN17 for MAN	F	<b>29 088 26,00 40 4</b>	4	29 088	FCV4283		176	83	26	UAC173 (SPRINGS)/ UAC169 (FORKS)	UAI150 (MAN) UAC173	
PAN17 for IVECO	F	<b>29 088 26,00 40 4</b>	4	29 088	FCV1354	330	176	83	26	UAC173 (SPRINGS)/ UAC169 (FORKS)	UAI126 UAC173	<b>BCR237A</b>
	R	<b>29 088 26,00 40 4</b>	4	29 088	FCV1354	330	176	83	26	UAC173 (SPRINGS)/ UAC169 (FORKS)	UAI126 UAC173	<b>BCR237A</b>
PAN19-1 for SAF		<b>29 159 30,00 40 4</b>	4	29 159	FCV4043		211	93	30	UAC166 (SPRINGS)/ UAC170(FORKS)	UAI178 UAC166	
PAN22 for SMB Trailer	R	<b>29 154 30,00 40 4</b>	4	29 154	FCV1366		248	108	30		UAI166	

## PIACENZA

All

300 x 200mm		<b>19 574 18,00 00 8</b>	8	19 574	BC/80/1	300	144	200	▶18,0		93251	
335 x 210mm		<b>19 700 14,50 60 8</b>	8	19 700	YK/12/1	335	156	210	14,5		93684	
420 x 90mm		<b>15 494 12,00 60 4</b>	4	15 494	FI/95/1	420	397	90	12,0		93060	
420 x 180mm		<b>19 032 17,80 00 8</b>	8	19 032	BC/98/1	420	205	180	▶17,8		93251	
420 x 200mm		<b>19 094 17,80 00 8</b>	8	19 094	BC/97/1	420	202	200	▶17,8		93251	

## PITT

All

394 x 152mm		<b>19 072 12,70 60 4</b>	4	19 072	G6/83/1	394	360	152	12,7		93684	
419 x 178mm		<b>19 036 18,60 90 6</b>	4	19 036	IL/66/5	419	188	178	▶18,6		93685	
			4	19 037	IL/67/5	419	194	178	▶18,0		93685	
419 x 218mm		<b>19 369 18,70 80 6</b>	4	19 369	FU/4/4	419	189	218	▶18,7		93685	
			4	19 370	FU/5/4	419	192	218	▶19,3		93685	

## PRIM-BALL

All

420 x 180mm BPW		<b>19 032 17,80 00 8</b>	8	19 032	BC/98/1	420	205	180	▶17,8		93251	
420 x 200mm BPW		<b>19 094 17,80 00 8</b>	8	19 094	BC/97/1	420	202	200	▶17,8		93251	

## PRIMROSE

All

419 x 178mm		<b>19 036 18,60 90 6</b>	4	19 036	IL/66/5	419	188	178	▶18,6		93685	
			4	19 037	IL/67/5	419	194	178	▶18,0		93685	

## ROCKWELL

All

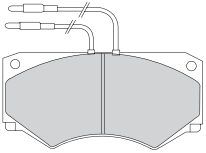
360 x 170mm		<b>19 928 19,70 00 8*</b>	8	19 928	RW/26/1	360	167	170	▶19,7	*use/verwenden K19928.0-3537	93683	
381 x 178mm		<b>19 384 18,15 60 5</b>	6	19 384	CW/4/1	381	188	178	▶18,15		93684	
			2	19 385	CW/4/2	381	188	178	▶18,15		93684	



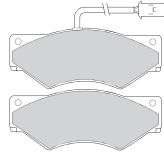
# PERROT BREMSSEN (WABCO) - ROCKWELL



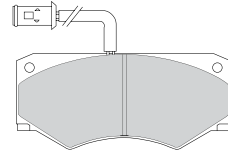
**21 006 18,00 41 3\***  
1721



**29 001 20,00 41 3\***  
3475



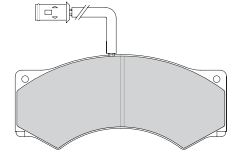
**29 012 18,00 41 3**  
1721



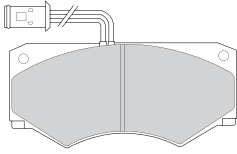
**29 018 28,00 40 4\***  
3475 WAB 485 F-Ö



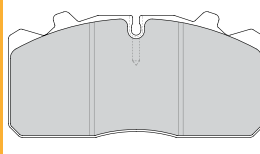
**29 029 23,00 41 3\***  
1721 WAB 456 F-Ö



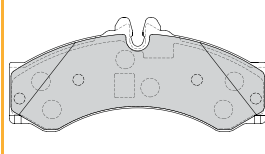
**29 040 18,00 41 3\***  
1721



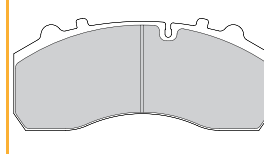
**29 088 26,00 40 4**  
1723, 4523, 4568 WAB PAN 17



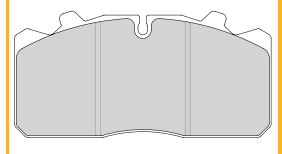
**29 153 19,70 40 4**  
4020



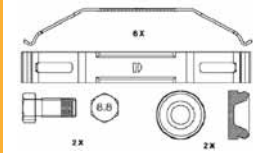
**29 154 30,00 40 4**  
4550 WAB PAN 22



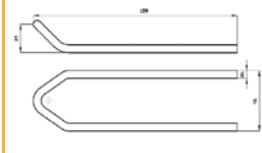
**29 159 30,00 40 4**  
4569 WAB PAN 19-1



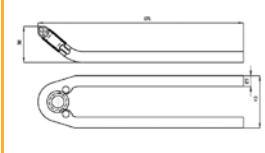
**UAC166** ↔



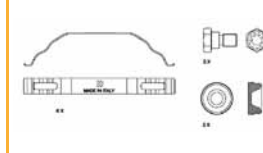
**UAC169** ↔



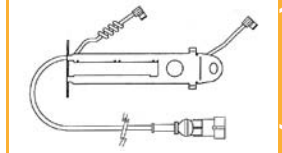
**UAC170** ↔



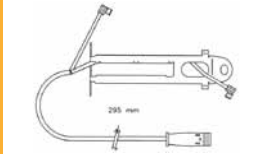
**UAC173** ↔



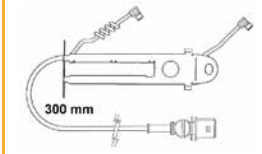
**UAI126** ↔ 365mm



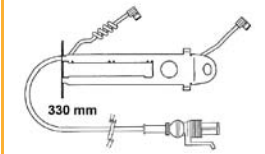
**UAI150** ↔ 295mm



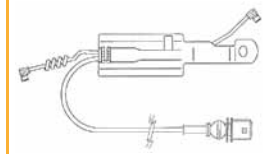
**UAI151** ↔ 300mm



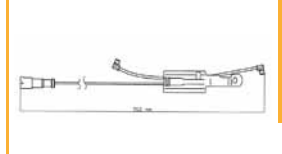
**UAI152** ↔ 330mm



**UAI166** ↔ 450mm



**UAI178** ↔ 760mm



**BCR237A**



330

34.0

28.0

141

215

8x20 2xM10

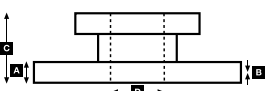
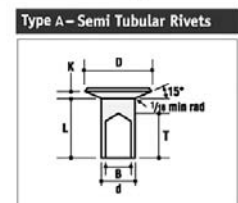
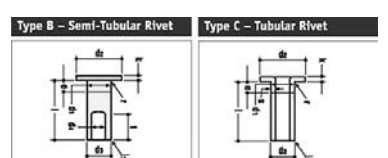
Kg 23.2



ABS ✓



Rivet Ref	Head Size	Shank Ø x Shank Length	Drawing type	Head Shape	T = tubular S = semi-tubular	Material	Material Description
<b>93060</b>	15.5	08x20	Type C	Flat	T (stepped)	STEEL	1 x FM RIVETS BAG INCLUDES 100 PCS
<b>93251</b>	15.5	08x15	Type B	Flat	S	STEEL	1 x FM RIVETS BAG INCLUDES 100 PCS
<b>93683</b>	12	L8	Type A	Conical	S	STEEL	1 x FM RIVETS BAG INCLUDES 100 PCS
<b>93684</b>	12	L9	Type A	Conical	S	STEEL	1 x FM RIVETS BAG INCLUDES 100 PCS
<b>93685</b>	12	L10	Type A	Conical	S	STEEL	1 x FM RIVETS BAG INCLUDES 100 PCS



PERROT BREMSSEN (WABCO) - ROCKWELL



# WVA



!



## ...ROCKWELL

...All

410 x 180mm		<b>19 555 20,40 60 5</b>	6	19 556	RW/28/1	410	180	180	▶20,4	Old version. -4/96 New version. 5/96 →	93251		
			2	19 555	RW/28/2	410	180	180	▶20,4		93251		
		<b>19 714 22,20 60 5</b>	4	19 556	RW/28/1	410	180	180	▶20,4		93251		
				2	19 715	RW/30/1	410	196	180		▶21,9	93251	
				2	19 714	RW/31/1	410	196	180		▶22,2	93251	
				2	19 716	RW/33/1	410	196	200		▶22,2	93251	
410 x 200mm		<b>19 554 20,40 60 5</b>	6	19 553	RW/29/1	410	180	200	▶20,4	Old version. -4/96 New version. 5/96 →	93251		
			2	19 554	RW/29/2	410	180	200	▶20,4		93251		
		<b>19 716 22,20 60 5</b>	4	19 553	RW/29/1	410	180	200	▶20,4		93251		
				2	19 717	RW/32/1	410	196	200		▶21,9	93251	
				2	19 716	RW/33/1	410	196	200		▶22,2	93251	
				2	19 716	RW/33/1	410	196	200		▶22,2	93251	

## ROLFO

All

300 x 200mm		<b>19 574 18,00 00 8</b>	8	19 574	BC/80/1	300	144	200	▶18,0		93251	
420 x 90mm		<b>15 207 08,00 60 4*</b>	4	15 207	FI/79/2	420	406	90	8,0	* use/verwenden K15207.0-F3656	93252	
420 x 180mm		<b>19 032 17,80 00 8</b>	8	19 032	BC/98/1	420	205	180	▶17,8		93251	
420 x 200mm		<b>19 094 17,80 00 8</b>	8	19 094	BC/97/1	420	202	200	▶17,8		93251	

## S.A.E → SEE GIGANT GROUP

## SAF

All

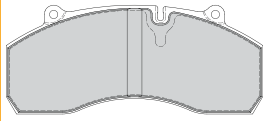
MK II, MKIII DB22 caliper types		<b>29 120 30,00 41 4</b>	4	29 120	FCV1901B		248	105	30	without bump		
MK IV, ModulX DB22 caliper types		<b>29 143 30,00 41 4</b>	4	29 143	FCV1367B	430	248	105	30	with bump Opt		UAI171/UAI172
Haldex-Brake Intra disc DB22 MKIV, Modul-X		<b>29 120 30,00 41 4</b>	4	29 120	FCV1901B		248	105	30			UAI171/UAI172
Haldex-Brake Intra disc DB22 MKII, MKIII		<b>29 143 30,00 41 4</b>	4	29 143	FCV1367B	430	248	105	30			UAI171/UAI172
Knorr SB/SN6... (19,5")		<b>29 197 30,00 41 4</b>	4	29 197	FCV1329BFE	377	211	93	30	Opt		BCR202A BCR204A
Knorr SB/SN7... (22, 5")		<b>29 253 30,00 41 4</b>	4	29 253	FCV4344PTS	430	248	109	30	Opt		BCR201A BCR203A
9-11 ton (Knorr SK7...)		<b>29 158 30,00 41 4</b>	4	29 158	FCV1657B		210,8	108	30			
Wabco PAN19-1		<b>29 159 30,00 40 4</b>	4	29 159	FCV1963	377	211	93	30	UAC166/UAC170(FORKS) Opt		UAI178 UAC166 BCR202A BCR204A
Wabco PAN22		<b>29 154 30,00 40 4</b>	4	29 154	FCV1366	430	248	108	30	Opt		UAI166 BCR201A BCR203A
Wabco PAN22-1		<b>29 162 31,00 40 4</b>	4	29 162	FCV1828	430	210,3	109,8	31	UAC167/UAC171(FORKS)		UAI174 UAC167 BCR203A

All

250 x 40mm	R	<b>11 284 05,00 60 4</b>	4	11 284	BW/1/1	250	262	40	5,0		93021	
300 x 80mm	R	<b>15 077 16,00 00 8</b>	8	15 077		300	148	80	▶16,0		93251	
300 x 150mm	R	<b>19 102 10,00 60 8</b>	8	19 102	BC/54/1	300	141	150	10,0		93251	
300 x 150mm (SN 300 x 150)	R	<b>19 517 15,70 00 6</b>	4	19 518	SJ/24/1	300	131	150	▶16,6		93252	
				19 517	SJ/25/1	300	127	150	▶15,7		93252	
300 x 200mm	R	<b>19 103 10,00 60 8</b>	8	19 103	BC/55/1	300	142	200	10,0		93251	
300 x 200mm (SN 300 x 200)	R	<b>19 515 15,70 00 6</b>	4	19 516	SJ/22/1	300	132	200	▶16,6		93252	
				19 515	SJ/23/1	300	127	200	▶15,7		93252	
300 x 60mm	R	<b>15 004 05,00 60 4</b>	4	15 004	BC/52/1	300	290	60	5,0		93021	
350 x 60mm	R	<b>15 044 06,00 60 4</b>	4	15 044	FD/85/1	350	339	60	6,0		93047	
355 x 150mm (SN 355 x 150)	R	<b>19 912 18,00 80 6</b>	4	19 913	LZ/4/1	355	168	150	▶18,8		93252	
				19 912	LZ/5/1	355	157	150	▶18,0		93252	
355 x 200mm (SN 355 x 200)	R	<b>19 892 18,00 00 6</b>	4	19 892	SJ/26/1	355	157	200	▶18,0		93252	
				19 893	SJ/27/1	355	168	200	▶18,8		93252	
367 x 180mm (SNK 367 x 180)	R	<b>19 479 20,60 00 6</b>	4	19 479	SJ/32/1	367	169	180	▶20,6		93252	
				19 480	SJ/33/1	367	167	180	▶20,0		93252	
367 x 200mm (SNK 367 x 200)	R	<b>19 490 20,60 00 6</b>	4	19 490	SJ/34/1	367	169	200	▶20,6		93251	
				19 491	SJ/35/1	367	167	200	▶20,0		93251	



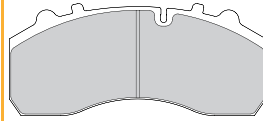
**29 120 30,00 41 4**  
4550 HAL DB22



**29 143 30,00 41 4**  
4550 HAL DB22



**29 154 30,00 40 4**  
4550 WAB PAN 22



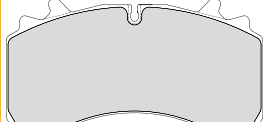
**29 158 30,00 41 4**  
4550 KNR SK7



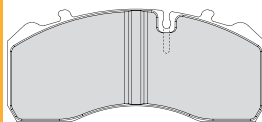
**29 159 30,00 40 4**  
4569 WAB PAN 19-1



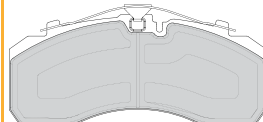
**29 162 31,00 40 4**  
4569 WAB PAN 22-1



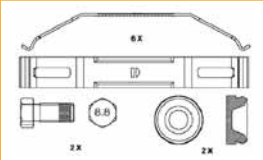
**29 197 30,00 41 4**  
4569 KNR SB/SN6



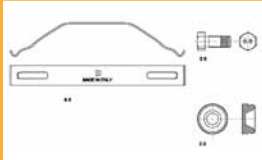
**29 253 30,00 41 4**  
4569 KNR SB/SN7



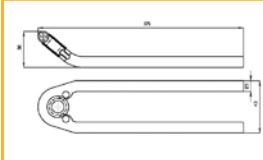
**UAC166** ↔



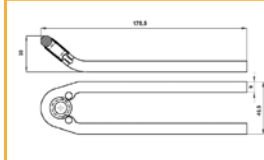
**UAC167** ↔



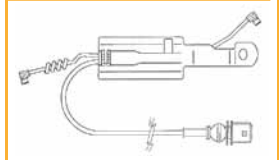
**UAC170** ↔



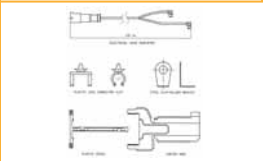
**UAC171** ↔



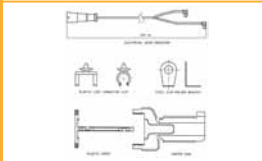
**UAI166** ↔ 450mm  
2



**UAI171** ↔ 430mm  
2



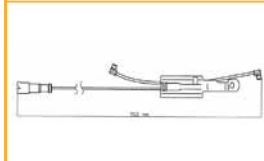
**UAI172** ↔ 940mm  
2



**UAI174** ↔ 770mm  
2



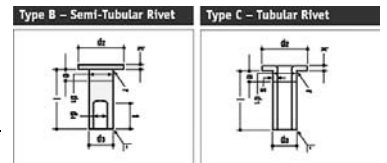
**UAI178** ↔ 760mm  
2



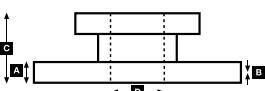
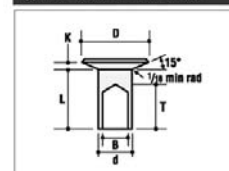
				<b>A</b>	<b>B</b>	<b>C</b>	<b>D</b>		<b>Kg</b>	
<b>BCR201A</b>			430	45.0	37.0	130	131	12x19 3xM12	33.0	
<b>BCR202A</b>			377	45.0	38.0	157	169	8x23	27.0	
<b>BCR203A</b>			430	45.0	37.0	160	192	10x23	38.8	
<b>BCR204A</b>			375	45.0	38.0	139	131	12x19 3xM12	25.4	



Rivet Ref	Head Size	Shank Ø x Shank Length	Drawing type	Head Shape	T = tubular S = semi-tubular	Material	Material Description
<b>93021</b>	7.5	04x10	Type C	Flat	T	STEEL	1 x FM RIVETS BAG INCLUDES 100 PCS
<b>93047</b>	11.5	06x10	Type C	Flat	T	STEEL	1 x FM RIVETS BAG INCLUDES 100 PCS
<b>93251</b>	15.5	08x15	Type B	Flat	S	STEEL	1 x FM RIVETS BAG INCLUDES 100 PCS
<b>93252</b>	15.5	08x18	Type B	Flat	S	STEEL	1 x FM RIVETS BAG INCLUDES 100 PCS



Type A - Semi Tubular Rivets





# WVA



!

**...SAF**

...All

400 x 80mm	R	<b>15 751 12,40 60 8</b>	8	15 751		400	195	80	▶12,4		93251	
400 x 120mm	R	<b>17 115 10,00 60 8</b>	8	17 115	BC/39/1	400	190	120	10,0		93252	
419 x 178mm	R	<b>19 036 18,60 80 6</b>	4	19 037		419	192	178	▶18,0		93252	
			4	19 036		419	189	178	▶18,6		93252	
419 x 203mm	R	<b>19 365 18,70 90 6</b>	4	19 366	RW/1/3	419	189	203	▶19,3		93252	
			4	19 365	RW/2/3	419	192	203	▶18,7		93252	
419 x 203mm	R	<b>19 557 18,60 70 6</b>	4	19 606	FT/6/1	419	188	203	▶19,2		93281	
			4	19 557	FT/7/1	419	192	203	▶18,6		93281	
420 x 120mm (SNF 420 x 120)	R	<b>17 399 18,00 00 8</b>	8	17 399		420	204	120	▶18,0		93251	
420 x 160mm	R	<b>19 200 17,80 00 8</b>	8	19 200	BC/35/1	420	204	160	▶17,8		93251	
420 x 180mm (SNF 420 x 180)	R	<b>19 032 17,80 00 8</b>	8	19 032	BC/98/1	420	205	180	▶17,8		93251	
420 x 178mm (SNK 420 x 180)	R	<b>19 283 20,60 00 6</b>	4	19 283	SJ/28/1	420	177	178	▶20,6		93251	
			4	19 284	SJ/29/1	420	183	178	▶20,0		93251	
420 x 200mm (SNK 420 x 200)	R	<b>19 477 20,60 00 6</b>	4	19 477	SJ/30/1	420	188	203	▶20,6		93251	
			4	19 478	SJ/31/1	420	192	203	▶20,0		93251	
420 x 200mm (SNF 420 x 200)	R	<b>19 094 17,80 00 8</b>	8	19 094	BC/97/1	420	202	200	▶17,8		93251	

**SAMRO**

All

311 x 190mm ROR		<b>19 604 14,80 60 6</b>	4	19 604	RW/9/3	311	126	190	▶14,8		93685	
			4	19 605	RW/13/3	311	158	190	▶16,1		93685	
350 x 200mm ROR		<b>19 908 18,10 00 6</b>	4	19 908	RW/21/1	350	149	200	▶18,1		93685	
			4	19 909	RW/22/1	350	151	200	▶18,8		93685	
419 x 178mm ROR		<b>19 036 18,60 90 6</b>	4	19 036	IL/66/5	419	188	178	▶18,6		93685	
			4	19 037	IL/67/5	419	194	178	▶18,0		93685	
419 x 203mm ROR		<b>19 365 18,70 90 6</b>	4	19 366	RW/1/3	419	189	203	▶19,3		93685	
			4	19 365	RW/2/3	419	192	203	▶18,7		93685	
419 x 218mm ROR		<b>19 369 18,70 80 6</b>	4	19 369	FU/4/4	419	189	218	▶18,7		93685	
			4	19 370	FU/5/4	419	192	218	▶19,3		93685	

**Axles with Disc Brakes**

Fontenax Wabco Pan19-2		<b>29 142 30,00 40 4</b>	4	29 142	FCV1389		204,6	99,6	30	UAC168 (SPRINGS)/ UAC170 (FORKS)		UAC168
Knorr SB7...		<b>29 253 30,00 41 4</b>	4	29 253	FCV4296PTS		248	109	30			
Meritor D-ELSA2		<b>29 156 30,00 41 4</b>	4	29 156	FCV1653BFE		250	118	30			

**SCAMMELL**

All

311 x 190mm		<b>19 604 14,80 60 6</b>	4	19 604	RW/9/3	311	126	190	▶14,8		93685	
			4	19 605	RW/13/3	311	158	190	▶16,1		93685	
394 x 152mm		<b>19 072 12,70 60 4</b>	4	19 072	GG/83/1	394	360	152	12,7		93684	
419 x 178mm		<b>19 036 18,60 90 6</b>	4	19 036	IL/66/5	419	188	178	▶18,6		93685	
			4	19 037	IL/67/5	419	194	178	▶18,0		93685	
419 x 218mm		<b>19 369 18,70 80 6</b>	4	19 369	FU/4/4	419	189	218	▶18,7		93685	
			4	19 370	FU/5/4	419	192	218	▶19,3		93685	

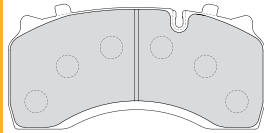
**SCANIA**

All

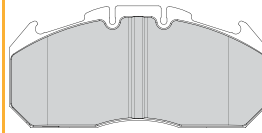
16.1/4 x 10" 413 x 254mm	R	<b>19 647 19,00 60 8</b>	8	19 647	SV/34/1	413	193	254	19,0	→7/88	93687	
		<b>19 933 19,00 00 4</b>	4	19 933	SV/42/2	413	235	254	19,0	8/88→	93280	
16.1/4 x 5" 413 x 127mm	R	<b>17 161 19,00 00 8</b>	8	17 161	SV/26/1	413	193	127	19,0	→7/88	93687	
		<b>17 991 19,00 00 4</b>	4	17 991	SV/39/2	413	235	127	19,0	8/88→	93280	
16.1/4 x 7" 413 x 178mm	R	<b>19 075 19,00 00 8</b>	8	19 075	SV/8/1	413	193	178	19,0	→7/88	93687	
		<b>19 931 19,00 00 4</b>	4	19 931	SV/40/2	413	235	178	19,0	8/88→	93280	
16.1/4 x 8" 413 x 203mm	R	<b>19 393 19,00 00 8</b>	8	19 393	SV/27/1	413	193	203	19,0	→7/88	93687	
		<b>19 932 19,00 00 4</b>	4	19 932	SV/41/2	413	235	203	19,0	8/88→	93280	



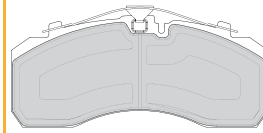
**29 142 30,00 40 4**  
4572 WAB PAN 19-2



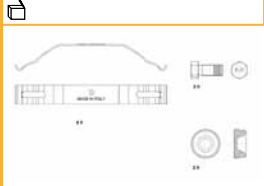
**29 156 30,00 41 4**  
4572 MER D-ELSA 2



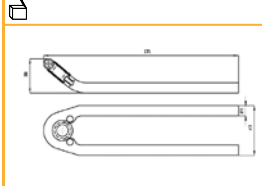
**29 253 30,00 41 4**  
4550 KNR SB/SN7



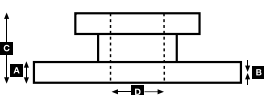
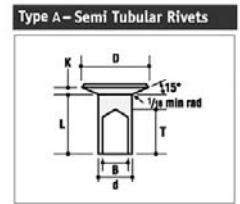
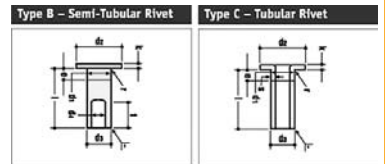
**UAC168**



**UAC170**



Rivet Ref	Head Size	Shank Ø x Shank Length	Drawing type	Head Shape	T = tubular S = semi-tubular	Material	Material Description
<b>93251</b>	15.5	08x15	Type B	Flat	S	STEEL	1 x FM RIVETS BAG INCLUDES 100 PCS
<b>93252</b>	15.5	08x18	Type B	Flat	S	STEEL	1 x FM RIVETS BAG INCLUDES 100 PCS
<b>93280</b>	12	06x18	Type B	Flat	S	STEEL	1 x FM RIVETS BAG INCLUDES 100 PCS
<b>93281</b>	12	05x16	Type A	Conical	S	STEEL	1 x FM RIVETS BAG INCLUDES 100 PCS
<b>93684</b>	12	L9	Type A	Conical	S	STEEL	1 x FM RIVETS BAG INCLUDES 100 PCS
<b>93685</b>	12	L10	Type A	Conical	S	STEEL	1 x FM RIVETS BAG INCLUDES 100 PCS
<b>93687</b>	12	L12	Type A	Conical	S	STEEL	1 x FM RIVETS BAG INCLUDES 100 PCS





# WVA



!



## SEDDON ATKINSON

All

394 x 152mm	R	<b>19 072 12,70 60 4</b>	4	19 072	GG/83/1	394	360	152	12,7		93684	
410 x 200mm	R	<b>19 071 18,30 00 8</b>	8	19 071	VL/88/2	410	176	200	▶18,3		93683/ 93685	

## SISU

All

394 x 178 mm	F	<b>19 071 18,30 00 8</b>	8	19 071	VL/88/2	410	176	200	▶18,3		93683/ 93685	
	R	<b>19 071 18,30 00 8</b>	8	19 071	VL/88/2	410	176	200	▶18,3		93683/ 93685	
410 x 150 mm		<b>19 144 19,80 00 6</b>	4	19 144	SV/43/1	410	211	150	19,8/18		93282	
			4	19 145	SV/44/1	410	211	150	18,9/12,2		93282	
410 x 180 mm		<b>19 146 19,80 00 6</b>	4	19 146	SV/45/1	410	211	180	19,8/18		93282	
			4	19 147	SV/46/1	410	211	180	18,9/12,2		93282	
410 x 210 mm		<b>19 217 19,80 00 6</b>	4	19 217	SV/47/1	410	211	210	19,8/18		93282	
			4	19 218	SV/48/1	410	211	210	18,9/12,2		93282	
413 x 203mm	R	<b>19 393 19,00 00 8</b>	8	19 393	SV/27/1	413	193	203	19,0		93687	
419 x 152mm	R	<b>19 150 18,30 60 6</b>	4	19 150	DF/20/3	419	209	152	▶18,3		93685	
			4	19 151	DF/21/3	419	216	152	▶18,8		93685	

## SMB → SEE GIGANT GROUP

## TITAN

All

414 x 150mm Bendix		<b>19 049 12,50 60 3*</b>	2	19 049	SA/10/1	414	347	150	12,5	*use/verwenden J1296928	93049	
			2	19 199	SA/11/1	414	286	150	12,5		93049	
419 x 178mm ROR		<b>19 036 18,60 90 6</b>	4	19 036	IL/66/5	419	188	178	▶18,6		93685	
			4	19 037	IL/67/5	419	194	178	▶18,0		93685	

## TRABOSA

All

300 x 200mm BPW		<b>19 574 18,00 00 8</b>	8	19 574	BC/80/1	300	144	200	▶18,0		93251	
-----------------	--	--------------------------	---	--------	---------	-----	-----	-----	-------	--	-------	--

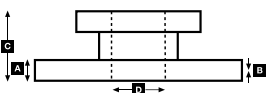
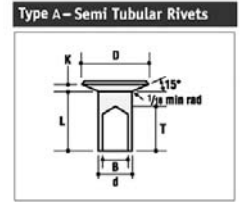
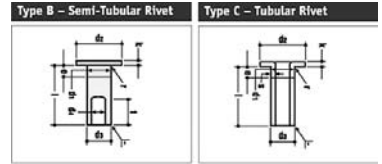
## TRAILOR

All

300 x 150mm	R	<b>19 517 15,70 00 6</b>	4	19 518	SJ/24/1	300	131	150	▶16,6		93252	
			4	19 517	SJ/25/1	300	127	150	▶15,7		93252	
300 x 200mm	R	<b>19 967 16,30 00 6*</b>	4	19 967	BC/106/1	300	132	200	16,3	*use/verwenden B2800927	93275	
			4	19 968	BC/107/1	300	129	200	15,4		93275	
	R	<b>19 103 10,00 60 8</b>	8	19 103	BC/55/1	300	142	200	10,0	Opt.	93251	
355 x 150mm	R	<b>19 912 18,00 00 6</b>	4	19 912	FT/19/1	355	157	150	▶18,0	Rivet 5mm		
			4	19 913	FT/20/1	355	157	150	▶18,8			
355 x 150mm	R	<b>19 912 18,00 80 6</b>	4	19 913	LZ/4/1	355	168	150	▶18,8	Rivet 8mm	93252	
			4	19 912	LZ/5/1	355	157	150	▶18,0		93252	
355 x 150mm H100 TEM		<b>19 912 18,00 80 6</b>	4	19 912	FT/19/1	355	157	150	▶18,0			
			4	19 913	FT/20/1	355	157	150	▶18,8			
419 x 152mm		<b>19 150 18,30 60 6</b>	4	19 150	DF/20/3	419	209	152	▶18,3		93685	
			4	19 151	DF/21/3	419	216	152	▶18,8		93685	
419 x 178mm axle SMB C 2	R	<b>19 613 19,20 70 6</b>	4	19 614	FT/11/1	419	188	178	▶18,6	Conical drilling	93281	
			4	19 613	FT/12/1	419	192	178	▶19,2		93281	
419 x 178mm	R	<b>19 036 18,60 00 6</b>	4	19 037	DF/24/1	419	192	178	▶18,0	Cylindrical drilling	93275	
			4	19 036	DF/25/1	419	189	178	▶18,6		93275	



Rivet Ref	Head Size	Shank Ø x Shank Length	Drawing type	Head Shape	T = tubular S = semi-tubular	Material	Material Description
<b>93049</b>	11.5	06x15	Type C	Flat	T	STEEL	1 x FM RIVETS BAG INCLUDES 100 PCS
<b>93251</b>	15.5	08x15	Type B	Flat	S	STEEL	1 x FM RIVETS BAG INCLUDES 100 PCS
<b>93252</b>	15.5	08x18	Type B	Flat	S	STEEL	1 x FM RIVETS BAG INCLUDES 100 PCS
<b>93275</b>	12	05x15	Type B	Flat	S	STEEL	1 x FM RIVETS BAG INCLUDES 100 PCS
<b>93281</b>	12	05x16	Type A	Conical	S	STEEL	1 x FM RIVETS BAG INCLUDES 100 PCS
<b>93282</b>	12.5	06x18	Type B	Flat	S	STEEL	1 x FM RIVETS BAG INCLUDES 100 PCS
<b>93683</b>	12	L8	Type A	Conical	S	STEEL	1 x FM RIVETS BAG INCLUDES 100 PCS
<b>93684</b>	12	L9	Type A	Conical	S	STEEL	1 x FM RIVETS BAG INCLUDES 100 PCS
<b>93685</b>	12	L10	Type A	Conical	S	STEEL	1 x FM RIVETS BAG INCLUDES 100 PCS
<b>93687</b>	12	L12	Type A	Conical	S	STEEL	1 x FM RIVETS BAG INCLUDES 100 PCS







# WVA



!



## ...TRAILOR

...All

419 x 203mm			<b>19 365 18,70 80 6</b>	4	19 366	RW/1/3	419	189	203	▶19,3		93252	
				4	19 365	RW/2/3	419	192	203	▶18,7		93252	
419 x 203mm axle SMB C I		R	<b>19 557 18,60 70 6</b>	4	19 606	FT/6/1	419	188	203	▶19,2	Conical drilling	93281	
				4	19 557	FT/7/1	419	192	203	▶18,6		93281	

## TRENKAMP & GEHLE → SEE GIGANT GROUP

### VIBERTI

All

Unified. 120 q. li		F	<b>15 207 08,00 60 4*</b>	4	15 207	FI/79/2	420	406	90	8,0	* use/verwenden K15207-0-F3656	93252	
		R	<b>15 207 08,00 60 4*</b>	4	15 207	FI/79/2	420	406	90	8,0	* use/verwenden K15207-0-F3656	93252	
18 T 420 x 200mm		R	<b>15 207 08,00 60 4*</b>	4	15 207	FI/79/2	420	406	90	8,0	* use/verwenden K15207-0-F3656	93252	
			<b>19 094 17,80 00 8</b>	8	19 094	BC/97/1	420	202	200	▶17,8		93251	

### VOLVO

All

410 x 200mm		R	<b>19 786 18,90 00 5</b>	6	19 786	PB/34/1	410	202	200	▶18,9		93068	
				2	19 823	PB/34/2	410	202	200	▶18,9		93068	
410 x 220mm		R	<b>19 824 18,40 00 5</b>	2	19 824	PB/35/1	410	202	220	▶18,4		93067	
				6	19 838	PB/35/2	410	202	220	▶18,4		93067	

### WARSTEINER

All

300 x 120mm			<b>17 183 10,00 60 8</b>	8	17 183	BC/53/1	300	142	120	10,0		93252	
300 x 150mm			<b>19 102 10,00 60 8</b>	8	19 102	BC/54/1	300	141	150	10,0		93251	
300 x 200mm			<b>19 103 10,00 60 8</b>	8	19 103	BC/55/1	300	142	200	10,0		93251	
300 x 60mm			<b>15 004 05,00 60 4</b>	4	15 004	BC/52/1	300	290	60	5,0		93021	
350 x 60mm			<b>15 044 06,00 60 4</b>	4	15 044	FD/85/1	350	339	60	6,0		93047	
420 x 120mm			<b>17 377 18,00 00 8</b>	8	17 377	BC/78/1	420	204	120	▶18,0		93251	
420 x 160mm			<b>19 200 17,80 00 8</b>	8	19 200	BC/35/1	420	204	160	▶17,8		93251	
420 x 180mm			<b>19 032 17,80 00 8</b>	8	19 032	BC/98/1	420	205	180	▶17,8		93251	

### YORK TRAILERS

2000 Axle

419 x 178mm		R	<b>19 036 18,60 90 6</b>	4	19 036	IL/66/5	419	188	178	▶18,6		93685	
				4	19 037	IL/67/5	419	194	178	▶18,0		93685	

All

311 x 178mm		All	<b>19 783 14,60 60 6</b>	4	19 783	MQ/3/2	311	148	178	▶14,6		93684	
				4	19 784	MQ/4/2	311	146	178	▶14,3		93684	
335 x 150mm Hendrickson Bremse		All	<b>17 362 14,50 60 8</b>	8	17 362	YK/13/1	335	156	150	14,5		93684	
335 x 210mm		All	<b>19 700 14,50 60 8</b>	8	19 700	YK/12/1	335	156	210	14,5		93684	
394 x 152, 4mm		All	<b>19 072 12,70 60 4</b>	4	19 072	GG/83/1	394	360	152	12,7		93684	
419 x 178mm		All	<b>19 036 18,60 90 6</b>	4	19 036	IL/66/5	419	188	178	▶18,6		93685	
				4	19 037	IL/67/5	419	194	178	▶18,0		93685	
419 x 178mm Cylindrical drilling		All	<b>19 036 18,60 00 6</b>	4	19 037	DF/24/1	419	192	178	▶18,0		93275	
				4	19 036	DF/25/1	419	189	178	▶18,6		93275	
419 x 218mm		All	<b>19 369 18,70 80 6</b>	4	19 369	FU/4/4	419	189	218	▶18,7		93685	
				4	19 370	FU/5/4	419	192	218	▶19,3		93685	

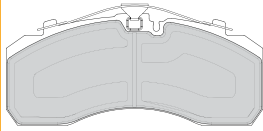
### ZF

All

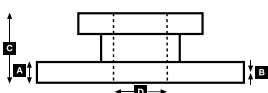
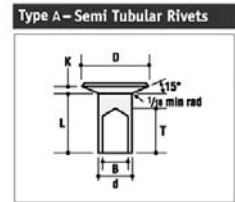
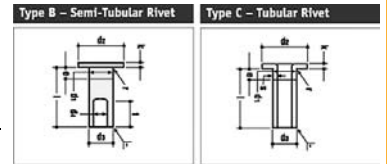
			<b>29 253 30,00 41 4</b>	4	29 253	FCV4296PTS		248	109	30			
--	--	--	--------------------------	---	--------	------------	--	-----	-----	----	--	--	--



**29 253 30,00 41 4**  
4550 KNR SB/SN7



Rivet Ref	Head Size	Shank Ø x Shank Length	Drawing type	Head Shape	T = tubular S = semi-tubular	Material	Material Description
<b>93021</b>	7.5	04x10	Type C	Flat	T	STEEL	1 x FM RIVETS BAG INCLUDES 100 PCS
<b>93047</b>	11.5	06x10	Type C	Flat	T	STEEL	1 x FM RIVETS BAG INCLUDES 100 PCS
<b>93067</b>	18	10x18	Type C	Flat	T	STEEL	1 x FM RIVETS BAG INCLUDES 100 PCS
<b>93068</b>	18	10x20	Type C	Flat	T	STEEL	1 x FM RIVETS BAG INCLUDES 100 PCS
<b>93251</b>	15.5	08x15	Type B	Flat	S	STEEL	1 x FM RIVETS BAG INCLUDES 100 PCS
<b>93252</b>	15.5	08x18	Type B	Flat	S	STEEL	1 x FM RIVETS BAG INCLUDES 100 PCS
<b>93275</b>	12	05x15	Type B	Flat	S	STEEL	1 x FM RIVETS BAG INCLUDES 100 PCS
<b>93281</b>	12	05x16	Type A	Conical	S	STEEL	1 x FM RIVETS BAG INCLUDES 100 PCS
<b>93684</b>	12	L9	Type A	Conical	S	STEEL	1 x FM RIVETS BAG INCLUDES 100 PCS
<b>93685</b>	12	L10	Type A	Conical	S	STEEL	1 x FM RIVETS BAG INCLUDES 100 PCS





# WVA



!



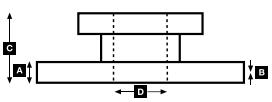
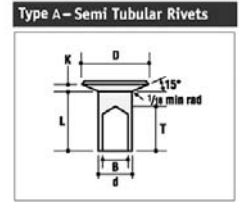
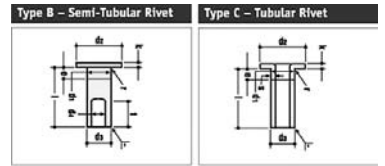
## ZORZI

All 

300 x 200mm		<b>19 574 18,00 00 8</b>	8	19 574	BC/80/1	300	144	200	▶18,0		93251	
350 x 200mm		<b>19 908 18,10 00 6</b>	4	19 908	RW/21/1	350	149	200	▶18,1		93685	
			4	19 909	RW/22/1	350	151	200	▶18,8		93685	
420 x 90mm		<b>15 207 08,00 60 4*</b>	4	15 207	FI/79/2	420	406	90	8,0	*use/verwenden K15207.0-F3656	93252	
420 x 180mm		<b>19 032 17,80 00 8</b>	8	19 032	BC/98/1	420	205	180	▶17,8		93251	
420 x 200mm		<b>19 094 17,80 00 8</b>	8	19 094	BC/97/1	420	202	200	▶17,8		93251	



Rivet Ref	Head Size	Shank Ø x Shank Length	Drawing type	Head Shape	T = tubular S = semi-tubular	Material	Material Description
<b>93251</b>	15.5	08x15	Type B	Flat	S	STEEL	1 x FM RIVETS BAG INCLUDES 100 PCS
<b>93252</b>	15.5	08x18	Type B	Flat	S	STEEL	1 x FM RIVETS BAG INCLUDES 100 PCS
<b>93685</b>	12	L10	Type A	Conical	S	STEEL	1 x FM RIVETS BAG INCLUDES 100 PCS





# WVA



!

**AEC****Ranger**

4M4L/R	1966→1975	F	<b>19 072 12,70 60 4</b>	4	19 072	GG/83/1	394	360	152	12,7			93684		
--------	-----------	---	--------------------------	---	--------	---------	-----	-----	-----	------	--	--	-------	--	--

**Reliance**

6MU3R	1969→1975	F	<b>19 072 12,70 60 4</b>	4	19 072	GG/83/1	394	360	152	12,7			93684		
-------	-----------	---	--------------------------	---	--------	---------	-----	-----	-----	------	--	--	-------	--	--

**Swift**

691	1968→1975	F	<b>19 072 12,70 60 4</b>	4	19 072	GG/83/1	394	360	152	12,7			93684		
-----	-----------	---	--------------------------	---	--------	---------	-----	-----	-----	------	--	--	-------	--	--

**ALEXANDER PSV****ALX 100**

8.1-8.5m	01/96→	F	<b>29 835 22,00 40 4</b>	4	29 835	FVR501	324	175	85	22					<b>BCR163A</b>
		R	<b>29 835 22,00 40 4</b>	4	29 835	FVR501	324	175	85	22					<b>BCR165A</b>

**Mini**

PSV	F	<b>29 835 22,00 40 4</b>	4	29 835	FVR501	324	175	85	22						<b>BCR163A</b>
	R	<b>29 835 22,00 40 4</b>	4	29 835	FVR501	324	175	85	22						<b>BCR165A</b>

**AUTOSAN****H10-10M Medium**

All		R	<b>19 463 13,50 60 4</b>	4	19 463	BT/59/6	414	374	175	13,5			93059		
-----	--	---	--------------------------	---	--------	---------	-----	-----	-----	------	--	--	-------	--	--

**H10-11-12**

All		F	<b>19 615 22,15 00 6</b>	4	19 615		420	195	180	▶22,15			93684			
					4	19 616		420	195	180	▶21,45			93684		
		R	<b>19 615 22,15 00 6</b>	4	19 615		420	195	180	▶22,15				93684		
					4	19 616		420	195	180	▶21,45			93684		

**AYATS****Atlantis**

SB7000	F	<b>29 179 30,00 41 4</b>	4	29 179	FCV1598BFE	248	109	30							
	R	<b>29 179 30,00 41 4</b>	4	29 179	FCV1598BFE	248	109	30							

**Atlas**

SB7000	F	<b>29 179 30,00 41 4</b>	4	29 179	FCV1598BFE	248	109	30							
	R	<b>29 179 30,00 41 4</b>	4	29 179	FCV1598BFE	248	109	30							

**Bravo 1**

SB7000	F	<b>29 179 30,00 41 4</b>	4	29 179	FCV1598BFE	248	109	30							
	R	<b>29 179 30,00 41 4</b>	4	29 179	FCV1598BFE	248	109	30							

**BEDFORD****All**

BLP (Rear Eng.)	1977→1987	F	<b>19 072 12,70 60 4</b>	4	19 072	GG/83/1	394	360	152	12,7			93684		
		R	<b>19 072 12,70 60 4</b>	4	19 072	GG/83/1	394	360	152	12,7			93684		
YLQ	1975→1987	F	<b>19 072 12,70 60 4</b>	4	19 072	GG/83/1	394	360	152	12,7			93684		
		R	<b>19 072 12,70 60 4</b>	4	19 072	GG/83/1	394	360	152	12,7			93684		
YMQ	1983→1987	F	<b>19 072 12,70 60 4</b>	4	19 072	GG/83/1	394	360	152	12,7			93684		
		R	<b>19 072 12,70 60 4</b>	4	19 072	GG/83/1	394	360	152	12,7			93684		

**BERKHOF PSV****Axial 50**

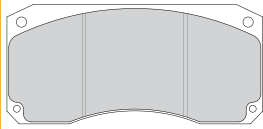
12m	01/91→12/96	F	<b>29 043 24,00 40 4*</b>	4	29 154	FCV769		204	97	24	* use/verwenden FCV769				
	01/97→	F	<b>29 090 28,00 41 4</b>	4	29 090	FCV1813B		250	114	28					

**Excellence**

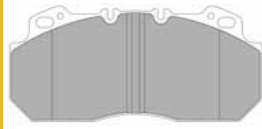
3000HD	F	<b>29 253 30,00 41 4</b>	4	29 253	FCV4296PTS	430	248	108	30						<b>BCR170A</b>
	R	<b>29 253 30,00 41 4</b>	4	29 253	FCV4296PTS	430	248	108	30						<b>BCR170A</b>



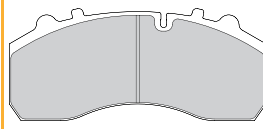
**29 043 24,00 40 4**  
1720 MER D2



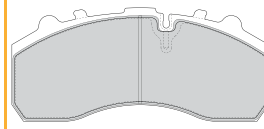
**29 090 28,00 41 4**  
4567 MER D-LISA



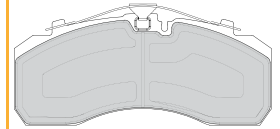
**29 154 30,00 40 4**  
4550 WAB PAN 22



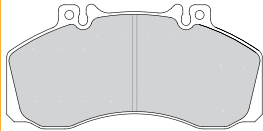
**29 179 30,00 41 4**  
4567 KNR SB/SN7



**29 253 30,00 41 4**  
4550 KNR SB/SN7



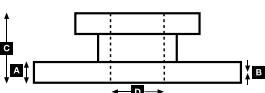
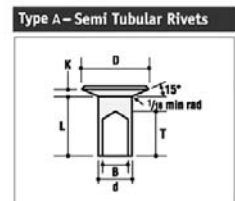
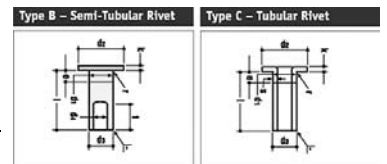
**29 835 22,00 40 4**  
3422



				<b>A</b>	<b>B</b>	<b>C</b>	<b>D</b>		<b>Kg</b>	
<b>BCR163A</b>				30.0	26.0	91	118	6xM12	11.0	
<b>BCR165A</b>				30.0	26.0	120	157	6xM12	12.2	
<b>BCR170A</b>				45.0	37.0	131	208	10xM16	29.5	



Rivet Ref	Head Size	Shank Ø x Shank Length	Drawing type	Head Shape	T = tubular S = semi-tubular	Material	Material Description
<b>93059</b>	15.5	Ø8x18	Type C	Flat	T (stepped)	STEEL	1 x FM RIVETS BAG INCLUDES 100 PCS
<b>93684</b>	12	L9	Type A	Conical	S	STEEL	1 x FM RIVETS BAG INCLUDES 100 PCS





# WVA



!

**...BERKHOF PSV**

<b>Radial</b>														
12m	01/91→12/96	F	<b>29 043 24,00 40 4</b>	4	29 043	FCV769		204	97	24				
	01/97→	F	<b>29 090 28,00 41 4</b>	4	29 090	FCV1813B		250	114	28				
<b>Radial+D361</b>														
12m	01/97→	F	<b>29 090 28,00 41 4</b>	4	29 090	FCV1813B		250	114	28				
<b>Scania Chassis</b>														
		F	<b>29 253 30,00 41 4</b>	4	29 253	FCV4296PTS	430	248	108	30				<b>BCR170A</b>
		R	<b>29 253 30,00 41 4</b>	4	29 253	FCV4296PTS	430	248	108	30				<b>BCR170A</b>

**BMC**

<b>1100 Falcon</b>														
School Bus	2002→		<b>29 088 26,00 40 4</b>	4	29 088	FCV1279		176	83	26	UAC173 (SPRINGS)/UAC169 (FORKS)		UAC173	

**BOGDAN**

<b>A-0100 (Euro-3)</b>														
Tourist Bus	2006→	F	<b>FCV1853</b>	4	29066			205	80	20	21,5			
<b>A-092 (Euro-3)</b>														
City Mini Bus	2004→	F	<b>FCV1853</b>	4	29066			205	80	20	21,5			

**BOVA**

<b>Futura</b>														
FHD 10-290, FHD 10-300, FHD 12-290, FHD 12-360, FHD 12-370, FVD 12-220, FVD 12-270	01/86→	F	<b>29 747 32,00 40 8</b>	8	29 747	FCV594	460	140	121	32	01/90→12/94			<b>FCR100A</b>
		F	<b>29 179 30,00 42 4</b>	4	29 179	FCV4374BFE	430	248	109	30	01/95→ wear indicator UAI130 included in the pad set			<b>BCR168A</b>
FLD 14 Knorr SB/SN7...		F	<b>29 179 30,00 42 4</b>	4	29 179	FCV4374BFE	430	248	109	30	01/95→, Opt			<b>BCR282A</b>
		F	<b>29 179 30,00 42 4</b>	4	29 179	FCV4374BFE	430	248	109	30	wear indicator UAI130 included in the pad set			<b>BCR168A</b>
							429				Opt			<b>BCR282A</b>

<b>Futura</b>														
FHD 10-290 FHD 10-300 FHD 12-370 FVD 12-220 FVD 12-270	1986→	F	<b>19 890 18,50 60 6</b>	4	19 891	DF/32/1	420	179	200	▶19,1			93685	
		F	<b>19 890 18,50 60 6</b>	4	19 890	DF/33/1	420	177	200	▶18,5			93685	
		R	<b>19 890 18,50 60 6</b>	4	19 891	DF/32/1	420	179	200	▶19,1			93685	
		R	<b>19 890 18,50 60 6</b>	4	19 890	DF/33/1	420	177	200	▶18,5			93685	
		R	<b>19 063 20,60 60 6</b>	4	19 063	DF/48/1	420	177	200	▶20,6	Opt.		93685	
		R	<b>19 063 20,60 60 6</b>	4	19 064	DF/49/1	420	176	200	▶20,8			93685	

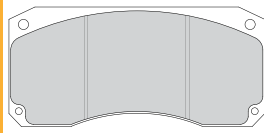
<b>Futura (3-Axle)</b>														
FHD 15-430, FHX 15-420, FLD 15-370	01/95→	F	<b>29 179 30,00 42 4</b>	4	29 179	FCV4374BFE	430	248	109	30	wear indicator UAI130 included in the pad set			<b>BCR168A</b>
		F	<b>29 179 30,00 42 4</b>	4	29 179	FCV4374BFE	430	248	109	30	Opt			<b>BCR282A</b>
		R	<b>29 179 30,00 42 4</b>	4	29 179	FCV4374BFE	430	248	109	30	wear indicator UAI130 included in the pad set			<b>BCR168A</b>
		R	<b>29 179 30,00 42 4</b>	4	29 179	FCV4374BFE	430	248	109	30	Opt			<b>BCR282A</b>
FHD 12.370A (22, 5") Knorr SB/SN6... 268kW	01/96→	F	<b>29 197 30,00 41 4</b>	4	29 197	FCV1275BFE		211	93	30				

<b>Futura (DAF-Chass.)</b>														
FHD 10-290 FHD 10-300 FHD 12-220 FHD 12-290 FHD 12-360 FHD 12-370	1983→1985	F	<b>19 150 18,30 60 6</b>	4	19 150	DF/20/3	419	209	152	▶18,3			93685	
		F	<b>19 150 18,30 60 6</b>	4	19 151	DF/21/3	419	216	152	▶18,8			93685	
		R	<b>19 256 18,30 60 6</b>	4	19 256	DF/16/2	419	208	178	▶18,3			93685	
		R	<b>19 256 18,30 60 6</b>	4	19 260	DF/17/2	419	216	178	▶18,8			93685	
FVD 12-220 FVD 12-270	1983→1985	F	<b>19 890 18,50 60 6</b>	4	19 891	DF/32/1	420	179	200	▶19,1			93685	
		F	<b>19 890 18,50 60 6</b>	4	19 890	DF/33/1	420	177	200	▶18,5			93685	
		R	<b>19 890 18,50 60 6</b>	4	19 891	DF/32/1	420	179	200	▶19,1			93685	
		R	<b>19 890 18,50 60 6</b>	4	19 890	DF/33/1	420	177	200	▶18,5			93685	
		R	<b>19 063 20,60 60 6</b>	4	19 063	DF/48/1	420	177	200	▶20,6	Opt.		93685	
		R	<b>19 063 20,60 60 6</b>	4	19 064	DF/49/1	420	176	200	▶20,8			93685	

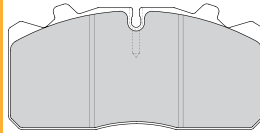




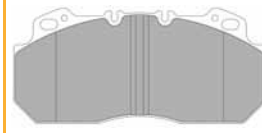
**29 043 24,00 40 4**  
1720 MER D2



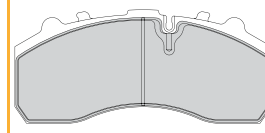
**29 088 26,00 40 4**  
1723 WAB PAN 17



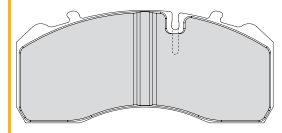
**29 090 28,00 41 4**  
4567 MER D-LISA



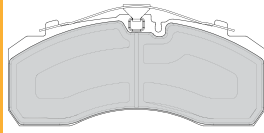
**29 179 30,00 42 4**  
4550 KNR SB/SN7



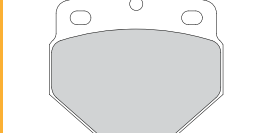
**29 197 30,00 41 4**  
4550 KNR SB/SN6



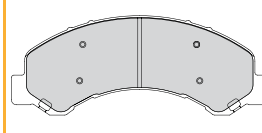
**29 253 30,00 41 4**  
4550 KNR SB/SN7



**29 747 32,00 40 8**  
1721 KNR K 85



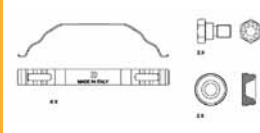
**FCV1853**  
- AKE

















**UAC169** ↔



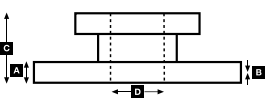
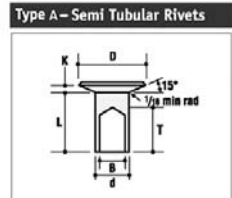
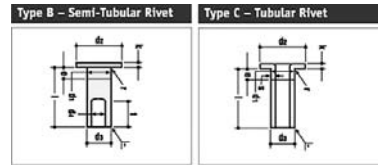
**UAC173** ↔



									
BCR168A	BCR170A	BCR282A	FCR100A						
									
430	430	429	460	45.0	45.0	45.0	48.0	37.0	37.0
131	131	131	119	203	208	220	170	10xM16	10xM16
34.4	29.5	35.5	34.0						



Rivet Ref	Head Size	Shank Ø x Shank Length	Drawing type	Head Shape	T = tubular S = semi-tubular	Material	Material Description
<b>93685</b>	12	L10	Type A	Conical	S	STEEL	1 x FM RIVETS BAG INCLUDES 100 PCS





# WVA



!



## ...BOVA

### Futura (Mercedes-Chass.)

FHM 12-290 FHM 12-360	1983→1994	F	<b>19 579 18,00 00 6</b>	4	19 706	MB/74/1	410	173	163	▶18,0		93060	UAI202	
				4	19 579	MB/75/1	410	214	163	▶18,0		93060		
	R	<b>19 581 18,00 00 6</b>	4	19 707	MB/76/1	410	173	223	▶18,0		93060	UAI202		
			4	19 581	MB/77/1	410	214	223	▶18,0		93060			

## BRISTOL

### LHL, LHS

	1968→1981	R	<b>19 072 12,70 60 4</b>	4	19 072	GG/83/1	394	360	152	12,7		93684		
--	-----------	---	--------------------------	---	--------	---------	-----	-----	-----	------	--	-------	--	--

## CAETANO PSV

### Enigma 12m

	1991→1996	F	<b>29 210 28,00 41 4</b>	4	29 210	FCV1578BFE		250	118	28			UAI161	
	1997→	F	<b>29 090 28,00 41 4</b>	4	29 090	FCV1813B	438	250	114	28			UAI116	<b>BCR192A</b>

### Enigma 12m

		R	<b>19 922 17,40 60 8</b>	8	19 922	CS/67/1	394	187	203	▶17,4		93685		
		R	<b>19 090 18,30 00 8</b>	8	19 090	VL/87/2	410	176	175	▶18,3		93683/ 93685		
		R	<b>19 071 18,30 00 8</b>	8	19 071	VL/88/2	410	176	200	▶18,3		93683/ 93685		

### Enigma 8.5m

		F	<b>17 017 16,00 60 8</b>	8	17 017	GG/217/1	360	173	143	▶16,0		93058		
			<b>19 177 16,00 60 8</b>	8	19 177	GG/218/1	360	173	160	▶16,0	Opt.	93058		
		R	<b>17 017 16,00 60 8</b>	8	17 017	GG/217/1	360	173	143	▶16,0		93058		
			<b>19 177 16,00 60 8</b>	8	19 177	GG/218/1	360	173	160	▶16,0	Opt.	93058		

### Porto 12m

	1991→1996	F	<b>29 210 28,00 41 4</b>	4	29 210	FCV1578BFE		250	118	28			UAI161	
	1997→	F	<b>29 090 28,00 41 4</b>	4	29 090	FCV1813B	438	250	114	28			UAI116	<b>BCR192A</b>

### Porto 12m

		R	<b>19 922 17,40 60 8</b>	8	19 922	CS/67/1	394	187	203	▶17,4		93685		
		R	<b>19 090 18,30 00 8</b>	8	19 090	VL/87/2	410	176	175	▶18,3		93683/ 93685		
		R	<b>19 071 18,30 00 8</b>	8	19 071	VL/88/2	410	176	200	▶18,3		93683/ 93685		

### Volvo Chassis

		F	<b>19 562 19,00 00 6</b>	4	19 562	VL/76/2	394	190	203	▶19,0		93685		
				4	19 563	VL/77/1	394	146	203	▶19,0		93685		
		R	<b>19 799 19,00 60 6</b>	4	19 800	VL/81/2	394	190	254	▶19,0		93685		
				4	19 799	VL/82/1	394	146	254	▶19,0		93685		

## DAF

### Cub Bus

CU385/453	1983→1994	F	<b>17 555 09,50 60 4</b>	4	17 555	GG/144/1	330	299	101	9,5				
		R	<b>17 662 09,50 60 3</b>	2	17 662	GG/163/1	330	300	127	9,5		93684		
				2	17 663	GG/164/1	330	343	127	9,5		93684		

### Cub Coach

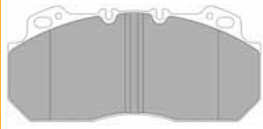
CU385/435	1983→1994	F	<b>17 555 09,50 60 4</b>	4	17 555	GG/144/1	330	299	101	9,5				
		R	<b>17 662 09,50 60 3</b>	2	17 662	GG/163/1	330	300	127	9,5		93684		
				2	17 663	GG/164/1	330	343	127	9,5		93684		

### MB200

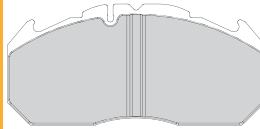
All	1989→	F	<b>19 024 20,60 60 6</b>	4	19 024	DF/42/1	419	209	152	▶20,6		93686		
					4	19 031	DF/43/1	419	220	152	▶20,8		93686	
		R	<b>19 024 20,60 60 6</b>	4	19 024	DF/42/1	419	209	152	▶20,6		93686		
					4	19 031	DF/43/1	419	220	152	▶20,8		93686	
		R	<b>19 256 18,30 60 6</b>	4	19 256	DF/16/2	419	208	178	▶18,3	Opt.	93685		
					4	19 260	DF/17/2	419	216	178	▶18,8		93685	



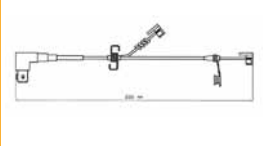
**29 090 28,00 41 4**  
4567 MER D-LISA



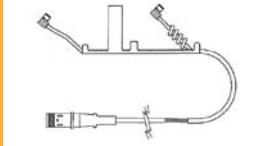
**29 210 28,00 41 4**  
4568 MER D3/D-ELSA 1



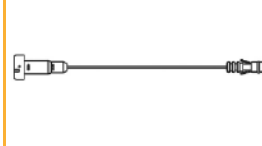
**UAI116** ↔ 226mm  
2



**UAI161** ↔ 385mm  
2



**UAI202** ↔ 195mm  
4



**BCR192A**



438

A 45.0

B 38.0

C 127

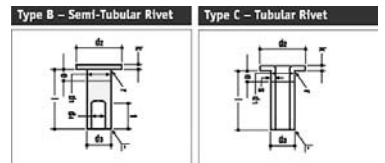
D 195

10xM16

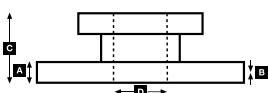
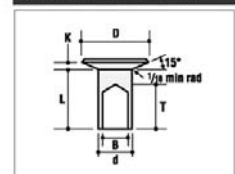
Kg 35.0



Rivet Ref	Head Size	Shank Ø x Shank Length	Drawing type	Head Shape	T = tubular S = semi-tubular	Material	Material Description
<b>93058</b>	15.5	08x15	Type C	Flat	T (stepped)	STEEL	1 x FM RIVETS BAG INCLUDES 100 PCS
<b>93060</b>	15.5	08x20	Type C	Flat	T (stepped)	STEEL	1 x FM RIVETS BAG INCLUDES 100 PCS
<b>93683</b>	12	L8	Type A	Conical	S	STEEL	1 x FM RIVETS BAG INCLUDES 100 PCS
<b>93684</b>	12	L9	Type A	Conical	S	STEEL	1 x FM RIVETS BAG INCLUDES 100 PCS
<b>93685</b>	12	L10	Type A	Conical	S	STEEL	1 x FM RIVETS BAG INCLUDES 100 PCS
<b>93686</b>	12	L11	Type A	Conical	S	STEEL	1 x FM RIVETS BAG INCLUDES 100 PCS



Type A - Semi Tubular Rivets





# WVA



!



## ...DAF

## MB200, MBG200

DKFL, DKVL, DKTL	1974→1985	F	19 150 18,30 60 6	4	19 150	DF/20/3	419	209	152	▶18,3		93685	
				4	19 151	DF/21/3	419	216	152	▶18,8		93685	
		F	17 263 18,30 60 6	4	17 263	DF/22/3	419	209	127	▶18,3	Opt.	93685	
				4	17 264	DF/23/3	419	216	127	▶18,8		93685	
	R	19 256 18,30 60 6	4	19 256	DF/16/2	419	208	178	▶18,3		93685		
			4	19 260	DF/17/2	419	216	178	▶18,8		93685		
	R	19 150 18,30 60 6	4	19 150	DF/20/3	419	209	152	▶18,3	MBG200 Trailing axle	93685		
			4	19 151	DF/21/3	419	216	152	▶18,8		93685		

## MB201

All DKCL	1974→1980	F	19 150 18,30 60 6	4	19 150	DF/20/3	419	209	152	▶18,3		93685	
				4	19 151	DF/21/3	419	216	152	▶18,8		93685	
	R	19 617 18,50 60 6	4	19 618	DF/30/1	419	219	203	▶18,5		93686		
			4	19 617	DF/31/1	419	210	203	▶18,5		93686		

## MB230

LB, LT	01/87→	F	29 747 32,00 40 8	8	29 747	FCV594	460	140	121	32			FCR100A
--------	--------	---	-------------------	---	--------	--------	-----	-----	-----	----	--	--	---------

## MB230

All	1984→1989	R	19 617 18,50 60 6	4	19 618	DF/30/1	419	219	203	▶18,5		93686	
				4	19 617	DF/31/1	419	210	203	▶18,5		93686	
		F	19 150 18,30 60 6	4	19 150	DF/20/3	419	209	152	▶18,3		93685	
				4	19 151	DF/21/3	419	216	152	▶18,8		93685	
		R	19 617 18,50 60 6	4	19 618	DF/30/1	419	219	203	▶18,5		93686	
				4	19 617	DF/31/1	419	210	203	▶18,5		93686	
		R	19 256 18,30 60 6	4	19 256	DF/16/2	419	208	178	▶18,3	Opt.	93685	
				4	19 260	DF/17/2	419	216	178	▶18,8		93685	
	1990→	F	19 024 20,60 60 6	4	19 024	DF/42/1	419	209	152	▶20,6	Opt.	93686	
				4	19 031	DF/43/1	419	220	152	▶20,8		93686	

## MBG200

All	1984→1989	F	19 150 18,30 60 6	4	19 150	DF/20/3	419	209	152	▶18,3		93685			
				4	19 151	DF/21/3	419	216	152	▶18,8		93685			
		R	19 617 18,50 60 6	4	19 618	DF/30/1	419	219	203	▶18,5		93686			
				4	19 617	DF/31/1	419	210	203	▶18,5		93686			
		R	19 094 17,80 00 8	8	19 094	BC/97/1	420	202	200	▶17,8	Opt.	93251			
		DKFL	1983→	F	19 150 18,30 60 6	4	19 150	DF/20/3	419	209	152	▶18,3		93685	
						4	19 151	DF/21/3	419	216	152	▶18,8		93685	
R1	19 256 18,30 60 6			4	19 256	DF/16/2	419	208	178	▶18,3		93685			
				4	19 260	DF/17/2	419	216	178	▶18,8		93685			
R2	19 150 18,30 60 6			4	19 150	DF/20/3	419	209	152	▶18,3		93685			
				4	19 151	DF/21/3	419	216	152	▶18,8		93685			

## SB200

	2001→	F	29 197 30,00 41 4	4	29 197	FCV1275BFE	377	211	93	30			FCR283A
		R	29 197 30,00 41 4	4	29 197	FCV1275BFE	377	211	93	30			FCR284A

## SB200

	1980→1989	F	19 150 18,30 60 6	4	19 150	DF/20/3	419	209	152	▶18,3		93685	
				4	19 151	DF/21/3	419	216	152	▶18,8		93685	
		F	17 263 18,30 60 6	4	17 263	DF/22/3	419	209	127	▶18,3	Opt.	93685	
				4	17 264	DF/23/3	419	216	127	▶18,8		93685	
		R	19 256 18,30 60 6	4	19 256	DF/16/2	419	208	178	▶18,3		93685	
				4	19 260	DF/17/2	419	216	178	▶18,8		93685	
		R	19 150 18,30 60 6	4	19 150	DF/20/3	419	209	152	▶18,3	Opt.	93685	
				4	19 151	DF/21/3	419	216	152	▶18,8		93685	

## SB2005

DHU 169kW/230PS	1982→1986	R	19 256 18,30 60 6	4	19 256	DF/16/2	419	208	178	▶18,3		93685	
				4	19 260	DF/17/2	419	216	178	▶18,8		93685	

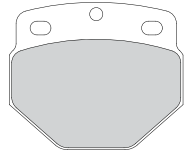
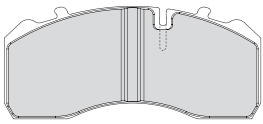
## SB201, 210

	1974→1980	F	19 150 18,30 60 6	4	19 150	DF/20/3	419	209	152	▶18,3		93685	
				4	19 151	DF/21/3	419	216	152	▶18,8		93685	
		R	19 911 18,80 60 6	4	19 617	DF/31/1	419	210	203	▶18,5		93685	
				4	19 911		419	176	203	▶18,8		93685	



**29 197 30,00 41 4**  
4550 KNR SB/SN6

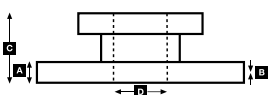
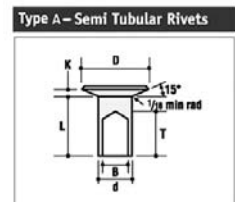
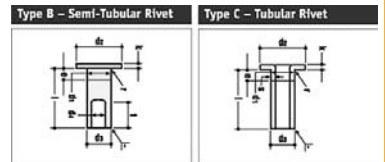
**29 747 32,00 40 8**  
1721 KNR K 85



FCR100A	FCR283A	FCR284A	460	48.0	40.0	119	170	10xM16	34.0			
			377	45.0	38.0	112	117	10x15 2M14	24.9			
			377	45.0	38.0	138.5	169	8xM14	27.1			✓



Rivet Ref	Head Size	Shank Ø x Shank Length	Drawing type	Head Shape	T = tubular S = semi-tubular	Material	Material Description
<b>93251</b>	15.5	08x15	Type B	Flat	S	STEEL	1 x FM RIVETS BAG INCLUDES 100 PCS
<b>93685</b>	12	L10	Type A	Conical	S	STEEL	1 x FM RIVETS BAG INCLUDES 100 PCS
<b>93686</b>	12	L11	Type A	Conical	S	STEEL	1 x FM RIVETS BAG INCLUDES 100 PCS





# WVA



!



## ...DAF

## SB220

	1975→1980	F	<b>19 150 18,30 60 6</b>	4	19 150	DF/20/3	419	209	152	▶18,3		93685		
					4	19 151	DF/21/3	419	216	152	▶18,8		93685	
		R	<b>19 911 18,80 60 6</b>	4	19 617	DF/31/1	419	210	203	▶18,5		93685		
					4	19 911		419	176	203	▶18,8		93685	
LD, LC	1987→1989	F	<b>19 150 18,30 60 6</b>	4	19 150	DF/20/3	419	209	152	▶18,3		93685		
					4	19 151	DF/21/3	419	216	152	▶18,8		93685	
	F	<b>19 900 19,10 60 6</b>	4	19 900	DF/34/1	420	177	150	▶19,1	Opt.	93686			
				4	19 901	DF/35/1	420	179	150	▶18,5		93686		
	R	<b>19 890 18,50 60 6</b>	4	19 891	DF/32/1	420	179	200	▶19,1	Opt.	93685			
				4	19 890	DF/33/1	420	177	200	▶18,5		93685		
		R	<b>19 911 18,80 60 6</b>	4	19 617	DF/31/1	419	210	203	▶18,5		93685		
					4	19 911		419	176	203	▶18,8		93685	

## SB220, SBG220

All	1989→	F	<b>19 010 20,60 60 6</b>	4	19 011	DF/44/1	420	177	150	▶20,6		93686		
					4	19 010	DF/45/1	420	176	150	▶20,8		93686	
		R1	<b>19 063 20,60 60 6</b>	4	19 063	DF/48/1	420	177	200	▶20,6		93685		
					4	19 064	DF/49/1	420	176	200	▶20,8		93685	

## SB230

		F	<b>29 159 30,00 40 4</b>	4	29 159	FCV1963		211	93	30	UAC166 (SPRINGS)/ UAC170 (FORKS)		UA1168 UAC166	
		R	<b>29 159 30,00 40 4</b>	4	29 159	FCV1963		211	93	30	UAC166 (SPRINGS)/ UAC170 (FORKS)		UA1168 UAC166	

## SB2300

DHTD	01/87→	F	<b>29 747 32,00 40 8</b>	8	29 747	FCV594	460	140	121	32				<b>FCR100A</b>
------	--------	---	--------------------------	---	--------	--------	-----	-----	-----	----	--	--	--	----------------

## SB2300

DHD, DHS	1982→1986	F	<b>19 150 18,30 60 6</b>	4	19 150	DF/20/3	419	209	152	▶18,3		93685			
					4	19 151	DF/21/3	419	216	152	▶18,8		93685		
		R1	<b>19 256 18,30 60 6</b>	4	19 256	DF/16/2	419	208	178	▶18,3		93685			
				4	19 260	DF/17/2	419	216	178	▶18,8		93685			
			R2	<b>19 150 18,30 60 6</b>	4	19 150	DF/20/3	419	209	152	▶18,3		93685		
						4	19 151	DF/21/3	419	216	152	▶18,8		93685	
DHTD	1987→	R	<b>19 911 18,80 60 6</b>	4	19 617	DF/31/1	419	210	203	▶18,5		93685			
					4	19 911		419	176	203	▶18,8		93685		
		R	<b>19 094 17,80 00 8</b>	8	19 094	BC/97/1	420	204	200	▶17,8	Opt.	93251			

## SB2305

DHS, DHTD	01/87→	F	<b>29 747 32,00 40 8</b>	8	29 747	FCV594	460	140	121	32				<b>FCR100A</b>
-----------	--------	---	--------------------------	---	--------	--------	-----	-----	-----	----	--	--	--	----------------

## SB2305

DHS, DHTD	1987→	F	<b>19 150 18,30 60 6</b>	4	19 150	DF/20/3	419	209	152	▶18,3	Opt.	93685			
					4	19 151	DF/21/3	419	216	152	▶18,8		93685		
		R	<b>19 911 18,80 60 6</b>	4	19 617	DF/31/1	419	210	203	▶18,5		93685			
					4	19 911		419	176	203	▶18,8		93685		
		R	<b>19 094 17,80 00 8</b>	8	19 094	BC/97/1	420	204	200	▶17,8	Opt.	93251			

## SB2705

	01/87→	F	<b>29 747 32,00 40 8</b>	8	29 747	FCV594	460	140	121	32				<b>FCR100A</b>
--	--------	---	--------------------------	---	--------	--------	-----	-----	-----	----	--	--	--	----------------

## SB2705

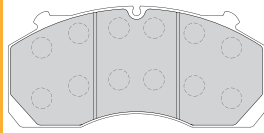
	01/87→	F	<b>19 150 18,30 60 6</b>	4	19 150	DF/20/3	419	209	152	▶18,3	Opt.	93685			
					4	19 151	DF/21/3	419	216	152	▶18,8		93685		
		R	<b>19 911 18,80 60 6</b>	4	19 617	DF/31/1	419	210	203	▶18,5		93685			
					4	19 911		419	176	203	▶18,8		93685		
		R	<b>19 094 17,80 00 8</b>	8	19 094	BC/97/1	420	204	200	▶17,8	Opt.	93251			

## SB3000

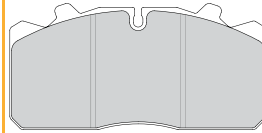
DKSB, DKSBB, DSKB	1984→1989	F	<b>29 747 32,00 40 8</b>	8	29 747	FCV594	460	140	121	32				<b>FCR100A</b>
	1989→1994	F	<b>29 150 30,00 41 4</b>	4	29 150	FCV1821B		249	117,5	30				
	1994→	R	<b>29 150 30,00 41 4</b>	4	29 150	FCV1821B		249	117,5	30				



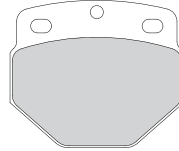
**29 150 30,00 41 4**  
4567 MER DX225



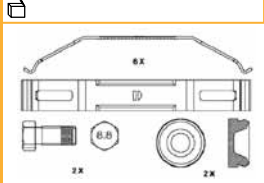
**29 159 30,00 40 4**  
4567 WAB PAN 19-1



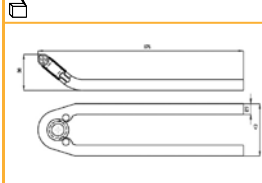
**29 747 32,00 40 8**  
1721 KNR K 85



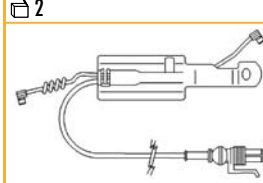
**UAC166** ↔



**UAC170** ↔



**UAI168** ↔ 380mm

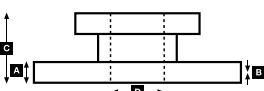
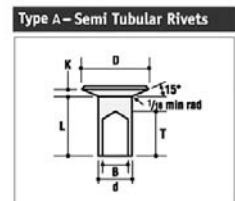
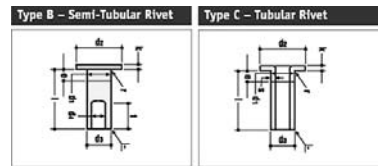


**FCR100A**

		460	48.0	40.0	119	170	10xM16	Kg		
								34.0		



Rivet Ref	Head Size	Shank Ø x Shank Length	Drawing type	Head Shape	T = tubular S = semi-tubular	Material	Material Description
<b>93251</b>	15.5	Ø8x15	Type B	Flat	S	STEEL	1 x FM RIVETS BAG INCLUDES 100 PCS
<b>93685</b>	12	L10	Type A	Conical	S	STEEL	1 x FM RIVETS BAG INCLUDES 100 PCS
<b>93686</b>	12	L11	Type A	Conical	S	STEEL	1 x FM RIVETS BAG INCLUDES 100 PCS







# WVA



!



## ...DAF

## SB3000

	1984→1987	F	19 150 18,30 60 6	4	19 150	DF/20/3	419	209	152	▶18,3	Opt.	93685		
			4	19 151	DF/21/3	419	216	152	▶18,8		93685			
		R	19 911 18,80 60 6	4	19 617	DF/31/1	419	210	203	▶18,5		93685		
				4	19 911		419	176	203	▶18,8		93685		
	R	19 256 18,30 60 6	4	19 256	DF/16/2	419	208	178	▶18,3	Opt.	93685			
				4	19 260	DF/17/2	419	216	178	▶18,8		93685		
	1988→1989	R	19 890 18,50 60 6	4	19 891	DF/32/1	420	179	200	▶19,1		93685		
				4	19 890	DF/33/1	420	177	200	▶18,5		93685		
DKV	1987→	F	19 150 18,30 60 6	4	19 150	DF/20/3	419	209	152	▶18,3	Opt.	93685		
			4	19 151	DF/21/3	419	216	152	▶18,8		93685			
		R	19 911 18,80 60 6	4	19 617	DF/31/1	419	210	203	▶18,5		93685		
					4	19 911		419	176	203	▶18,8		93685	
					8	19 094	BC/97/1	420	204	200	▶17,8	Opt.	93251	
		R2	19 024 20,60 60 6	4	19 024	DF/42/1	419	209	152	▶20,6		93686		
			4	19 031	DF/43/1	419	220	152	▶20,8		93686			

## SB4000

	1988→	F	29 150 30,00 41 4	4	29 150	FCV1821B		249	1175	30			
		R	29 150 30,00 41 4	4	29 150	FCV1821B		249	1175	30			

## SBR3000

	1986→1989	F	29 747 32,00 40 8	8	29 747	FCV594	460	140	121	32			FCR100A
	1989→	F	29 747 32,00 40 8	8	29 747	FCV594	460	140	121	32			FCR100A
DKSB, DKZ	1987→89	F	29 747 32,00 40 8	8	29 747	FCV594	460	140	121	32			FCR100A

## SBR3000

	1986→1989	F	19 150 18,30 60 6	4	19 150	DF/20/3	419	209	152	▶18,3	Opt.	93685	
			4	19 151	DF/21/3	419	216	152	▶18,8		93685		
	1989→	F	19 024 20,60 60 6	4	19 024	DF/42/1	419	209	152	▶20,6	Opt.	93686	
			4	19 031	DF/43/1	419	220	152	▶20,8		93686		
		R2	19 024 20,60 60 6	4	19 024	DF/42/1	419	209	152	▶20,6		93686	
		4	19 031	DF/43/1	419	220	152	▶20,8		93686			
DKSB, DKZ	1987→1989	R	19 150 18,30 60 6	4	19 150	DF/20/3	419	209	152	▶18,3		93685	
			4	19 151	DF/21/3	419	216	152	▶18,8		93685		
		R	19 094 17,80 00 8	8	19 094	BC/97/1	420	204	200	▶17,8	Opt.	93251	

## Swift

	01/87→	F	29 017 23,00 40 4	4	29 017	FCV376	315	191	89	23			BCR101A
--	--------	---	-------------------	---	--------	--------	-----	-----	----	----	--	--	---------

## Swift

	01/87→	R	17 900 12,10 60 3	2	17 900	MP/39/1	325	301	147	12,1		93057	
			2	17 901	MP/40/1	325	251	147	12,1		93057		

## TB163

B	1961→	F	17 263 18,30 60 6	4	17 263	DF/22/3	419	209	127	▶18,3		93685	
			4	17 264	DF/23/3	419	216	127	▶18,8		93685		
		R	19 256 18,30 60 6	4	19 256	DF/16/2	419	208	178	▶18,3		93685	
			4	19 260	DF/17/2	419	216	178	▶18,8		93685		

## TB2100

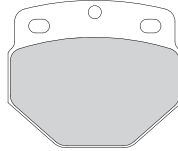
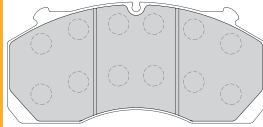
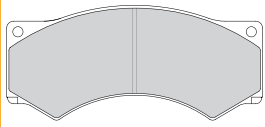
All	1984→1989	F	19 150 18,30 60 6	4	19 150	DF/20/3	419	209	152	▶18,3		93685	
			4	19 151	DF/21/3	419	216	152	▶18,8		93685		
		R	19 617 18,50 60 6	4	19 618	DF/30/1	419	219	203	▶18,5		93686	
			4	19 617	DF/31/1	419	210	203	▶18,5		93686		
		R	19 256 18,30 60 6	4	19 256	DF/16/2	419	208	178	▶18,3	Opt.	93685	
			4	19 260	DF/17/2	419	216	178	▶18,8		93685		



**29 017 23,00 40 4**  
3422 WAB 456 F-Ö

**29 150 30,00 41 4**  
4567 MER DX225

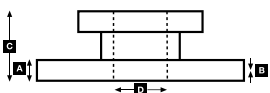
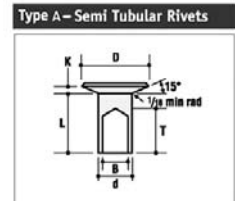
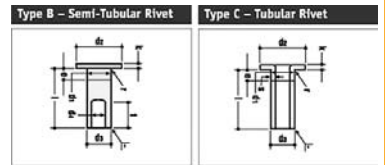
**29 747 32,00 40 8**  
1721 KNR K 85



BCR101A			A	B	C	D		Kg		
FCR100A										



Rivet Ref	Head Size	Shank Ø x Shank Length	Drawing type	Head Shape	T = tubular S = semi-tubular	Material	Material Description
<b>93057</b>	15.5	08x12	Type C	Flat	T (stepped)	STEEL	1 x FM RIVETS BAG INCLUDES 100 PCS
<b>93251</b>	15.5	08x15	Type B	Flat	S	STEEL	1 x FM RIVETS BAG INCLUDES 100 PCS
<b>93685</b>	12	L10	Type A	Conical	S	STEEL	1 x FM RIVETS BAG INCLUDES 100 PCS
<b>93686</b>	12	L11	Type A	Conical	S	STEEL	1 x FM RIVETS BAG INCLUDES 100 PCS





# WVA



!



## ...DAF

## ...TB2100

All	1989→	F	17 012 21,55 60 6	4	17 013	DF/40/1	419	209	127	▶21,55		93686	
					4	17 012	DF/41/1	419	220	127	▶21,55		93686
	R	19 024 20,60 60 6	4	19 024	DF/42/1	419	209	152	▶20,6	Opt.		93686	
			4	19 031	DF/43/1	419	220	152	▶20,8			93686	
	R	19 024 20,60 60 6	4	19 024	DF/42/1	419	209	152	▶20,6			93686	
			4	19 031	DF/43/1	419	220	152	▶20,8			93686	
	R	17 012 21,55 60 6	4	17 013	DF/40/1	419	209	127	▶21,55	Opt.		93686	
			4	17 012	DF/41/1	419	220	127	▶21,55			93686	
	R	19 063 20,60 60 6	4	19 063	DF/48/1	420	177	200	▶20,6	Opt.		93685	
			4	19 064	DF/49/1	420	176	200	▶20,8			93685	

## DEN OUDSEN

## Almere Bus

Citybus	1998→	F	29 150 30,00 41 4	4	29 150	FCV1821B		249	117,5	30			
---------	-------	---	-------------------	---	--------	----------	--	-----	-------	----	--	--	--

## DENNIS

## Arrow

	1997→	F	29 090 28,00 41 4	4	29 090	FCV1813B	438	250	114	28		UA116	BCR192A
--	-------	---	-------------------	---	--------	----------	-----	-----	-----	----	--	-------	---------

## Dart

MKI	1989→1992	F	19 225 14,00 60 4	4	19 225	FI/124/2	360	318	170	14,0		93059	
		R	19 225 14,00 60 4	4	19 225	FI/124/2	360	318	170	14,0		93059	
MKII, MKIII SLF	1992→	F	19 503 16,00 60 4	4	19 503	PB/22/1	360	316	170	16,0		93058	
	1996→	R	19 503 16,00 60 4	4	19 503	PB/22/1	360	316	170	16,0		93058	

## Domino

All	1985→	R	19 922 17,40 60 8	8	19 922	CS/67/1	394	187	203	▶17,4		93685	
-----	-------	---	-------------------	---	--------	---------	-----	-----	-----	-------	--	-------	--

## Enviro

R300, R345, R420	01/02→	F	29 159 30,00 40 4	4	29 159	FCV1963		211	93	30	UAC166 (SPRINGS)/ UAC170(FORKS)		UA1166/UA1168
		R	29 159 30,00 40 4	4	29 159	FCV1963	375	211	93	30	UAC166 (SPRINGS)/ UAC170(FORKS)		UA1166/UA1168

## Javelin

		R	19 068 18,30 00 8	8	19 068	VL/89/2	410	176	225	▶18,3	Opt.	93683/ 93685	
--	--	---	-------------------	---	--------	---------	-----	-----	-----	-------	------	-----------------	--

## Javelin Bus

MKI, MKII	1987→	R	19 922 17,40 60 8	8	19 922	CS/67/1	394	187	203	▶17,4		93685	
-----------	-------	---	-------------------	---	--------	---------	-----	-----	-----	-------	--	-------	--

## Javelin Coach

MKII (22, 5") Meritor D2	→1990	F	29 043 24,00 40 4	4	29 043	FCV769	440	204	97	24		UA1109/UA1111	FCR285A
MKIII (10/11/12m coach) (22, 5") Meritor D LISA	01/91→	F	29 090 28,00 41 4	4	29 090	FCV1813B		250	114	28		UA116	

## Javelin Coach

MKI	1987→	R	19 922 17,40 60 8	8	19 922	CS/67/1	394	187	203	▶17,4		93685	
		R	19 071 18,30 00 8	8	19 071	VL/88/2	410	176	200	▶18,3	Opt.	93683/ 93685	

## Javelin MKIII

		R	19 068 18,30 00 8	8	19 068	VL/89/2	410	176	225	▶18,3	Opt.	93683/ 93685	
--	--	---	-------------------	---	--------	---------	-----	-----	-----	-------	------	-----------------	--

## Lance

SLF (22, 5") Meritor D3	01/95→	F	29 210 28,00 41 4	4	29 210	FCV1579BFE		250	118	28			
		F	29 053 30,00 41 4	4	29 053	FCV1583B		250	118	30	over size		

## Lancet

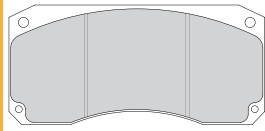
single decker	1982→1987	R	19 922 17,40 60 8	8	19 922	CS/67/1	394	187	203	▶17,4		93685	
---------------	-----------	---	-------------------	---	--------	---------	-----	-----	-----	-------	--	-------	--

## R Series

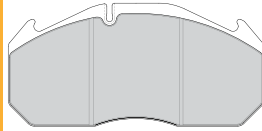
(22, 5") Knorr SB7...	01/01→	F	29 253 30,00 41 4	4	29 253	FCV4296PTS		248	108	30			
		R	29 253 30,00 41 4	4	29 253	FCV4296PTS	430	248	108	30			FCR288A



**29 043 24,00 40 4**  
1720 MER D2



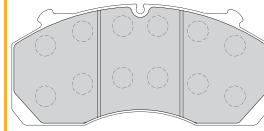
**29 053 30,00 41 4**  
4567 MER D3/D-ELSA 1



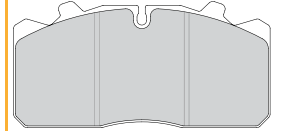
**29 090 28,00 41 4**  
4567 MER D-LISA



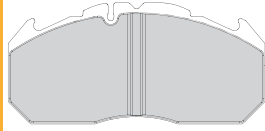
**29 150 30,00 41 4**  
4567 MER DX225



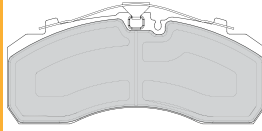
**29 159 30,00 40 4**  
4567 WAB PAN 19-1



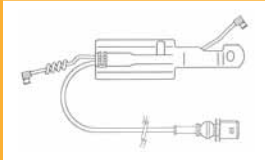
**29 210 28,00 41 4**  
4567 MER D3/D-ELSA 1



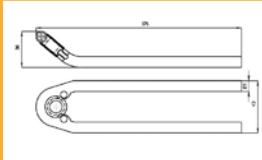
**29 253 30,00 41 4**  
4550 KNR SB/SN7




**UAC166** ↔



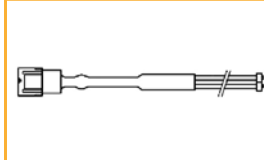
**UAC170** ↔



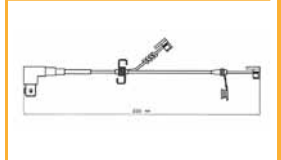
**UAI109** ↔ 420mm



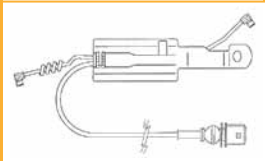
**UAI111** ↔ 580mm



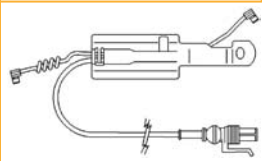
**UAI116** ↔ 226mm



**UAI166** ↔ 450mm



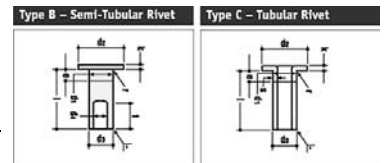
**UAI168** ↔ 380mm



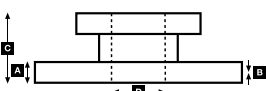
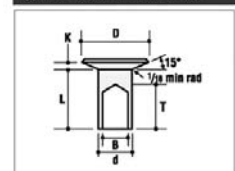
				<b>A</b>	<b>B</b>	<b>C</b>	<b>D</b>		<b>Kg</b>	
<b>BCR192A</b>		438	45.0	38.0	127	195	10xM16	35.0		
<b>FCR285A</b>		440	45.0	38.0	135	190	10 x M16	35.0		
<b>FCR288A</b>		430	45.0	37.0	131	200	10xM16	34.5		



Rivet Ref	Head Size	Shank Ø x Shank Length	Drawing type	Head Shape	T = tubular S = semi-tubular	Material	Material Description
<b>93058</b>	15.5	08x15	Type C	Flat	T (stepped)	STEEL	1 x FM RIVETS BAG INCLUDES 100 PCS
<b>93059</b>	15.5	08x18	Type C	Flat	T (stepped)	STEEL	1 x FM RIVETS BAG INCLUDES 100 PCS
<b>93683</b>	12	L8	Type A	Conical	S	STEEL	1 x FM RIVETS BAG INCLUDES 100 PCS
<b>93685</b>	12	L10	Type A	Conical	S	STEEL	1 x FM RIVETS BAG INCLUDES 100 PCS
<b>93686</b>	12	L11	Type A	Conical	S	STEEL	1 x FM RIVETS BAG INCLUDES 100 PCS



Type A - Semi Tubular Rivets





# WVA



!

**...DENNIS****Trident**

		R	<b>19 699 17,55 00 5</b>	2	19 847	PB/18/1	410	192	220	▶17,55			93067	
				2	19 699	PB/18/2	410	192	220	▶17,55			93067	
				4	19 848	PB/19/1	410	192	220	▶17,45			93067	

**Trident II**

(22, 5") Knorr SB7...	01/01→	F	<b>29 179 30,00 41 4</b>	4	29 179	FCV1598BFE		248	109	30				
		R	<b>29 179 30,00 41 4</b>	4	29 179	FCV1598BFE	430	248	109	30				<b>FCR288A</b>

**ERNST AUWÄRTER****Clubstar**

Wheel = 19,5" Air Brake MAN 11.220 HOCL Chassis. Knorr SB6...	01/98→	F	<b>29 197 30,00 41 4</b>	4	29 197	FCV1275BFE		211	93	30			UA1108	
Wheel = 19,5" Air Brake MB Atego. Knorr SB6...			<b>29 197 30,00 41 4</b>	4	29 197	FCV1275BFE	377	211	93	30			UA1108	<b>BCR189A</b>
Wheel = 19,5" Air Brake MAN 11.220 HOCL Chassis. Knorr SB6...		R	<b>29 197 30,00 41 4</b>	4	29 197	FCV1275BFE		211	93	30			UA1108	
Wheel = 19,5" Air Brake MB Atego. Knorr SB6...			<b>29 197 30,00 41 4</b>	4	29 197	FCV1275BFE	377	211	93	30			UA1108	<b>BCR190A</b>

**Economy**

Wheel = 17,5" Hydraulic Brakes MB 815Vario. Meritor 2x60	01/98→	F	<b>29 835 22,00 40 4</b>	4	29 835	FVR501	324	175	85	22			UA1103	<b>BCR119A</b>
		R	<b>29 835 22,00 40 4</b>	4	29 835	FVR501	324	175	85	22			UA1103	<b>BCR119A</b>

**Eurostar**

Wheel = 22,5" Air Brake MB O 404 Chassis. Meritor D3	01/92→	F	<b>29 210 28,00 41 4</b>	4	29 210	FCV1579BFE	438	250	118	28			UA1107	<b>BCR120A</b>
			<b>29 053 30,00 41 4</b>	4	29 053	FCV1583B		250	118	30	over size			
		R	<b>29 210 28,00 41 4</b>	4	29 210	FCV1579BFE	438	250	118	28			UA1107	<b>BCR120A</b>
			<b>29 053 30,00 41 4</b>	4	29 053	FCV1583B		250	118	30	over size			

**Teamstar**

Wheel = 17,5" Hydraulic Brakes MB 815 Vario. Meritor 2x60	01/98→	F	<b>29 835 22,00 40 4</b>	4	29 835	FVR501	324	175	85	22			UA1103	<b>BCR119A</b>
		R	<b>29 835 22,00 40 4</b>	4	29 835	FVR501	324	175	85	22			UA1103	<b>BCR119A</b>

**FORD****R Series**

R1114, R1115	1977→1982	F	<b>19 072 12,70 60 4</b>	4	19 072	GG/83/1	394	360	152	12,7			93684	
		R	<b>19 072 12,70 60 4</b>	4	19 072	GG/83/1	394	360	152	12,7			93684	

**GRANNING LYNX****All**

Axle trailers, Wheel =19.5 Knorr SB6...	2000→		<b>29 197 30,00 41 4</b>	4	29 197	FCV1329BFE		211	93	30				<b>BCR260A</b>
Truck wheel=22.5 Knorr SB7...			<b>29 253 30,00 41 4</b>	4	29 253	FCV4344PTS		248	108	30				

**HEULIEZ**

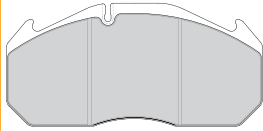
→ SEE IRISBUS

**IKARUS****All**

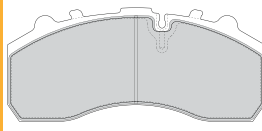
200	1976→1983	F	<b>17 746 18,00 60 8</b>	8	17 746	IK/2/1	420	184	140	18,0			93059	
		R	<b>19 567 18,00 00 8</b>	8	19 567	IK/1/1	420	184	180	18			93059	
			<b>17 746 18,00 60 8</b>	8	17 746	IK/2/1	420	184	140	18,0	Trailing axle		93059	
260	1976→1983	F	<b>17 746 18,00 60 8</b>	8	17 746	IK/2/1	420	184	140	18,0			93059	
		R	<b>19 567 18,00 00 8</b>	8	19 567	IK/1/1	420	184	180	18			93059	
			<b>17 746 18,00 60 8</b>	8	17 746	IK/2/1	420	184	140	18,0	Trailing axle		93059	
280	1984→	F	<b>19 896 18,00 00 8</b>	8	19 896	AX/14/6	419	196	178	18,0			93683	
		R	<b>19 896 18,00 00 8</b>	8	19 896	AX/14/6	419	196	178	18,0			93683	
			<b>19 896 18,00 00 8</b>	8	19 896	AX/14/6	419	196	178	18,0	Trailing axle		93683	



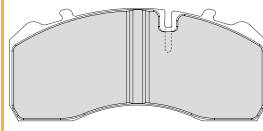
**29 053 30,00 41 4**  
4567 MER D3/D-ELSA 1



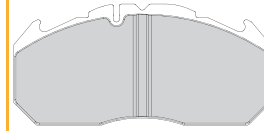
**29 179 30,00 41 4**  
4567 KNR SB/SN7



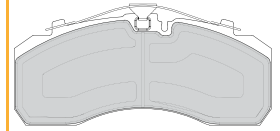
**29 197 30,00 41 4**  
4550, 4569 KNR SB/SN6



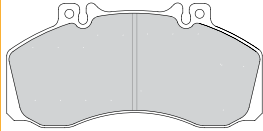
**29 210 28,00 41 4**  
4567 MER D3/D-ELSA 1



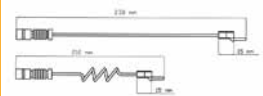
**29 253 30,00 41 4**  
4569 KNR SB/SN7



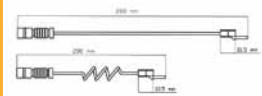
**29 835 22,00 40 4**  
3422



**UAI103** ↔ 238mm  
📦 2+2



**UAI107** ↔ 280mm  
📦 2+2



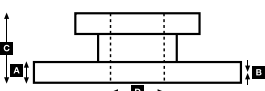
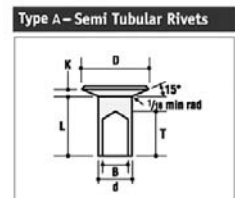
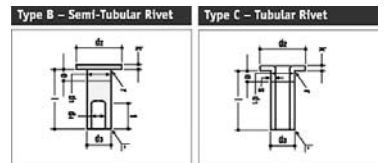
**UAI108** ↔ 335mm  
📦 2



BCR119A	BCR120A	BCR189A	BCR190A	BCR260A	FCR288A					
						324	438	377	377	430
						30.0	45.0	45.0	45.0	45.0
						26.0	41.0	37.0	37.0	37.0
						91	135	134	138	131
						118	195	105.7	176	200
						6xM12	10xM14	14x14,5	8xM14	10xM16
						Kg				
						11.0	33.5	24.0	26.4	34.5



Rivet Ref	Head Size	Shank Ø x Shank Length	Drawing type	Head Shape	T = tubular S = semi-tubular	Material	Material Description
<b>93059</b>	15.5	08x18	Type C	Flat	T (stepped)	STEEL	1 x FM RIVETS BAG INCLUDES 100 PCS
<b>93067</b>	18	10x18	Type C	Flat	T	STEEL	1 x FM RIVETS BAG INCLUDES 100 PCS
<b>93683</b>	12	L8	Type A	Conical	S	STEEL	1 x FM RIVETS BAG INCLUDES 100 PCS
<b>93684</b>	12	L9	Type A	Conical	S	STEEL	1 x FM RIVETS BAG INCLUDES 100 PCS





# WVA



!



## ...IKARUS

### ...All

288	1976→1983	F	<b>17 746 18,00 60 8</b>	8	17 746	IK/2/1	420	184	140	18,0			93059	
		R	<b>19 567 18,00 00 8</b> <b>17 746 18,00 60 8</b>	8	19 567	IK/1/1	420	184	180	18			93059	
556-180		F	<b>17 746 18,00 60 8</b>	8	17 746	IK/2/1	420	184	140	18,0	Trailing axle		93059	
		R	<b>19 567 18,00 00 8</b>	8	19 567	IK/1/1	420	184	180	18			93059	

### Articulated City Bus

435.18E, 435.18F		F	<b>29 179 30,00 41 4</b>	4	29 179	FCV1598BFE	248	109	30					
		R	<b>29 179 30,00 41 4</b> <b>29 179 30,00 41 4</b>	4	29 179	FCV1598BFE	248	109	30		Auxiliary Axle			

### Articulated City Bus

435.18E, 435.18F		R	<b>19 722 21,40 00 6</b>	4	19 722		420	195	180	►21,4			93685	
				4	19 722		420	195	180	►20,8			93685	
		R2	<b>19 722 21,40 00 6</b>	4	19 722		420	195	180	►21,4			93685	
				4	19 722		420	195	180	►20,8			93685	

### City Bus

415.3, 415.30A		F	<b>29 179 30,00 41 4</b>	4	29 179	FCV1598BFE	248	109	30					
		R	<b>29 179 30,00 41 4</b>	4	29 179	FCV1598BFE	248	109	30					

### City Bus

415		F	<b>19 722 21,40 00 6</b>	4	19 722		420	195	180	►21,4			93685	
				4	19 722		420	195	180	►20,8			93685	
		R	<b>19 722 21,40 00 6</b>	4	19 722		420	195	180	►21,4			93685	
				4	19 722		420	195	180	►20,8			93685	

## INBUS

### F140 (Filobus)

		F	<b>FCV983</b>	8	29 018		425	162	111	28	2 pads with 14mm holes option			<b>FCR138A</b>
--	--	---	---------------	---	--------	--	-----	-----	-----	----	-------------------------------	--	--	----------------

### F140 (Filobus)

		R	<b>19 558 16,00 60 6</b>	4	19 558	PB/11/1	410	210	180	►16,0			93067	
				4	19 559	PB/12/1	410	207	180	►16,0			93067	

### U210 - S210 - 1330

		F	<b>FCV983</b>	8	29 018		425	162	111	28	2 pads with 14mm holes option			<b>FCR138A</b>
--	--	---	---------------	---	--------	--	-----	-----	-----	----	-------------------------------	--	--	----------------

### U210 - S210 - 1330

		R	<b>19 558 16,00 60 6</b>	4	19 558	PB/11/1	410	210	180	►16,0			93067	
				4	19 559	PB/12/1	410	207	180	►16,0			93067	

## IRISBUS

### Agora

Agora	01/95→08/98	F	<b>29 210 28,00 41 4</b>	4	29 210	FCV1579BFE	438	250	118	28			UA1101→12/96 UA117 01/97→	<b>BCR134A</b>
		F	<b>29 053 30,00 41 4</b>	4	29 053	FCV1583B		250	118	30	over size			
Agora Line	09/98→2000	F	<b>29 090 28,00 41 4</b>	4	29 090	FCV1813B	438	250	114	28			UA1116	<b>BCR134A</b>
		R	<b>29 156 30,00 41 4</b> <b>29 156 30,00 41 4</b>	4	29 156	FCV1656BFE	434	250	118	30			UA1163	<b>BCR134A</b>

### Agora

Agora	1995→2000	R	<b>19 187 18,50 60 8</b>	8	19 187	RN/104/1	414	187	220	18,5			93059	
-------	-----------	---	--------------------------	---	--------	----------	-----	-----	-----	------	--	--	-------	--

### Ares

Engine: Iveco Cursor 8 F2BE0682D Euro3	01/02→	F	<b>29 156 30,00 41 4</b>	4	29 156	FCV1404BFE	434	250	118	30			UA1163	
		R	<b>29 156 30,00 41 4</b> <b>29 156 30,00 41 4</b>	4	29 156	FCV1404BFE	434	250	118	30	middle axle		UA1163	

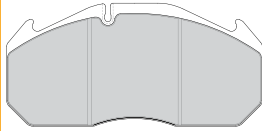
### Arway

Intercity 12m, 18m	2006→	F	<b>29 156 30,00 41 4</b>	4	29 156	FCV1404BFE	434	250	118	30			UA1163	
		R	<b>29 156 30,00 41 4</b>	4	29 156	FCV1404BFE		250	118	30			UA1163	

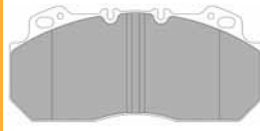




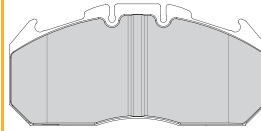
**29 053 30,00 41 4**  
4567 MER D3/D-ELSA 1



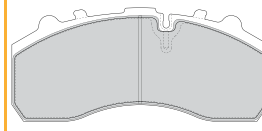
**29 090 28,00 41 4**  
4567 MER D-LISA



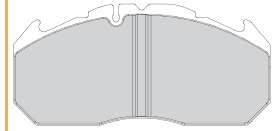
**29 156 30,00 41 4**  
4568 MER D-ELSA 2



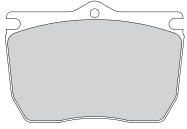
**29 179 30,00 41 4**  
4567 KNR SB/SN7



**29 210 28,00 41 4**  
4567 MER D3/D-ELSA 1



**FCV898**  
3475 WAB



**UAI101** ↔ 365mm  
📦 2



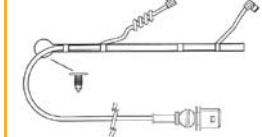
**UAI116** ↔ 226mm  
📦 2



**UAI117** ↔ 400mm  
📦 2



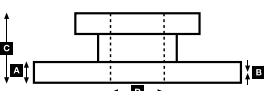
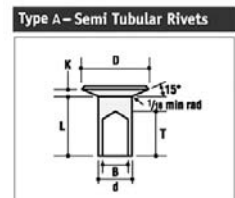
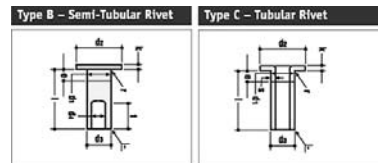
**UAI163** ↔ 355mm  
📦 2



		∅	A	B	C	D		Kg		
<b>BCR134A</b>		438	45.0	35.0	96.4	131	10x17,1 2xM14	31.3		
<b>FCR138A</b>		425	45.0	38.0	159.5	215	10xM16	36.8		



Rivet Ref	Head Size	Shank Ø x Shank Length	Drawing type	Head Shape	T = tubular S = semi-tubular	Material	Material Description
<b>93059</b>	15.5	08x18	Type C	Flat	T (stepped)	STEEL	1 x FM RIVETS BAG INCLUDES 100 PCS
<b>93067</b>	18	10x18	Type C	Flat	T	STEEL	1 x FM RIVETS BAG INCLUDES 100 PCS
<b>93685</b>	12	L10	Type A	Conical	S	STEEL	1 x FM RIVETS BAG INCLUDES 100 PCS





# WVA



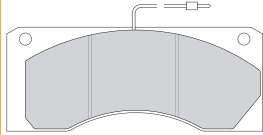
!

**...IRISBUS**

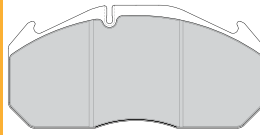
<b>Axer</b>														
12m, 12,8m Engine: Iveco Cursor 8 Euro3 2050228	01/02→	F	<b>29 156 30,00 41 4</b>	4	29 156	FCV1404BFE	434	250	118	30			UAI163	
		R	<b>29 156 30,00 41 4</b>	4	29 156	FCV1404BFE		250	118	30			UAI163	
<b>Axer</b>														
12m, 12,8m Engine: Iveco Cursor 8 Euro3 2050228	01/02→	R	<b>19 071 18,30 00 8</b>	8	19 071	VL/88/2	410	176	200	▶18,3	Opt.		93683/ 93685	
<b>Citelis</b>														
Citybus 12m, 18m	2005→	F	<b>29 090 28,00 41 4</b>	4	29 090	FCV1813B	434	250	114	28			UAI116	
	2005→	F	<b>29 156 30,00 41 4</b>	4	29 156	FCV1656BFE	434	250	118	30	Option		UAI179	
	2005→	R	<b>29 210 28,00 41 4</b>	4	29 210	FCV1579BFE	434	250	118	28			UAI165	
	2005→	R	<b>29 156 30,00 41 4</b>	4	29 156	FCV1656BFE	434	250	118	30	Option		UAI179	
<b>Citybus</b>														
CITYBUS Engine: RVI 06.20.45 A41	01/98→12/01	F	<b>29 090 28,00 41 4</b>	4	29 090	FCV1813B	438	250	114	28			UAI116	<b>BCR134A</b>
CITYBUS Engine: Iveco Cursor 8 F2BE 0682D Euro3	01/02→	F	<b>29 090 28,00 41 4</b>	4	29 090	FCV1813B	438	250	114	28			UAI116	<b>BCR134A</b>
		R	<b>29 210 28,00 41 4</b>	4	29 210	FCV1579BFE	434	250	118	28			UAI165	
		R	<b>29 053 30,00 41 4</b>	4	29 053	FCV1583B		250	118	30	over size			
<b>Crealis</b>														
18m	2009→	F	<b>29 156 30,00 41 4</b>	4	29 156	FCV1656BFE	434	250	118	30			UAI163	
		R	<b>29 156 30,00 41 4</b>	4	29 156	FCV1656BFE	434	250	118	30			UAI163	
<b>Crossway</b>														
Intercity coach	2006→	F	<b>29 156 30,00 41 4</b>	4	29 156	FCV1404BFE	434	250	118	30				
		R	<b>29 156 30,00 41 4</b>	4	29 156	FCV1404BFE	434	250	118	30				
<b>E7L, M, N</b>														
	1969→	F	<b>17 747 12,50 60 3</b>	2	17 748	BT/56/1	414	284	125	12,5			93049	
				2	17 747	BT/57/1	414	345	125	12,5			93049	
		R	<b>19 049 12,50 60 3*</b>	2	19 049	SA/10/1	414	347	150	12,5	Opt. - * use/verwenden J1296928		93049	
				2	19 199	SA/11/1	414	286	150	12,5			93049	
<b>FR1 (5.4M)</b>														
	→10/93	R	<b>19 935 18,50 60 8</b>	8	19 935	RN/101/1	414	187	175	18,5			93059	
	11/93→	R	<b>19 187 18,50 60 8</b>	8	19 187	RN/104/1	414	187	220	18,5			93059	
<b>FR1 (5.4M, 5.6M, 6.2M)</b>														
		F	<b>29 044 20,00 41 4*</b>	4	29 044	FCV1940	400	236	95	20	* use/verwenden FCV1940			<b>FCR129A</b>
<b>FR1 (5.6M)</b>														
	05/84→	R	<b>19 935 18,50 60 8</b>	8	19 935	RN/101/1	414	187	175	18,5			93059	
<b>FR1 (6.2M)</b>														
	→11/92	R	<b>19 935 18,50 60 8</b>	8	19 935	RN/101/1	414	187	175	18,5			93059	
	12/92→	R	<b>19 187 18,50 60 8</b>	8	19 187	RN/104/1	414	187	220	18,5			93059	
<b>Heuliez GX44 (Mercedes ch.)</b>														
All		F	<b>19 579 18,00 00 6</b>	4	19 706	MB/74/1	410	173	163	▶18,0			93060	UAI202
				4	19 579	MB/75/1	410	214	163	▶18,0			93060	UAI202
		R	<b>19 581 18,00 00 6</b>	4	19 707	MB/76/1	410	173	223	▶18,0			93060	UAI202
				4	19 581	MB/77/1	410	214	223	▶18,0			93060	UAI202
All		F	<b>19 049 12,50 60 3*</b>	2	19 049	SA/10/1	414	347	150	12,5	* use/verwenden J1296928		93049	
				2	19 199	SA/11/1	414	286	150	12,5			93049	
		R	<b>19 463 13,50 60 4</b>	4	19 463	BT/59/6	414	374	175	13,5			93059	
<b>Heuliez GX107 (Renault ch.)</b>														
All		F	<b>19 049 12,50 60 3*</b>	2	19 049	SA/10/1	414	347	150	12,5	* use/verwenden J1296928		93049	
				2	19 199	SA/11/1	414	286	150	12,5			93049	
		R	<b>19 463 13,50 60 4</b>	4	19 463	BT/59/6	414	374	175	13,5			93059	
<b>Heuliez GX117 (Renault ch.)</b>														
All	→2000	F	<b>19 935 18,50 60 8</b>	8	19 935	RN/101/1	414	187	175	18,5			93059	
<b>Heuliez GX187 Articulated (Renault ch.)</b>														
		F	<b>19 049 12,50 60 3*</b>	2	19 049	SA/10/1	414	347	150	12,5	* use/verwenden J1296928		93049	
				2	19 199	SA/11/1	414	286	150	12,5			93049	
		R1	<b>19 463 13,50 60 4</b>	4	19 463	BT/59/6	414	374	175	13,5			93059	
		R2	<b>19 463 13,50 60 4</b>	4	19 463	BT/59/6	414	374	175	13,5			93059	



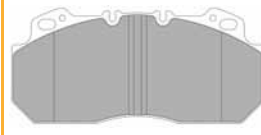
**29 044 20,00 41 4\***  
4550 S.E.E.



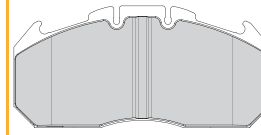
**29 053 30,00 41 4**  
4567 MER D3/D-ELSA 1



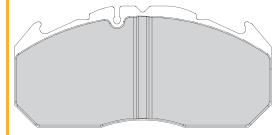
**29 090 28,00 41 4**  
4567 MER D-LISA



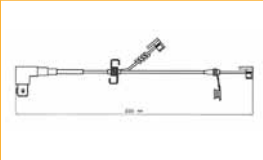
**29 156 30,00 41 4**  
4567, 4568 MER D-ELSA 2



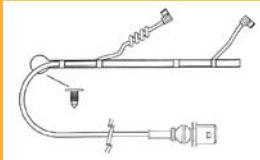
**29 210 28,00 41 4**  
4567 MER D3/D-ELSA 1



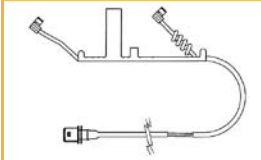
**UAI116** ↔ 226mm  
📦 2



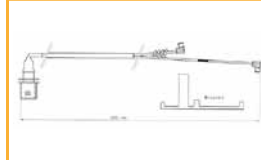
**UAI163** ↔ 355mm  
📦 2



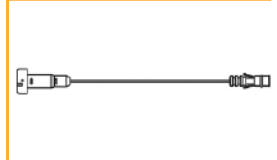
**UAI165** ↔ 400mm  
📦 2



**UAI179** ↔ 390mm  
📦 2



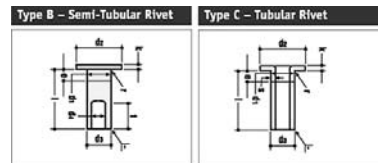
**UAI202** ↔ 195mm  
📦 4



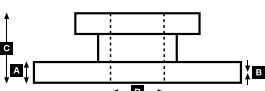
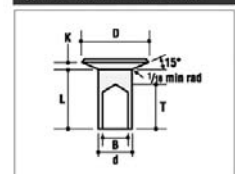
				<b>A</b>	<b>B</b>	<b>C</b>	<b>D</b>		<b>Kg</b>	
<b>BCR134A</b>			438	45.0	35.0	96.4	131	10x17,1 2xM14	31.3	
<b>FCR129A</b>			400	42.3	37.0	90	175	12x12.5	23.7	



Rivet Ref	Head Size	Shank Ø x Shank Length	Drawing type	Head Shape	T = tubular S = semi-tubular	Material	Material Description
<b>93049</b>	11.5	06x15	Type C	Flat	T	STEEL	1 x FM RIVETS BAG INCLUDES 100 PCS
<b>93059</b>	15.5	08x18	Type C	Flat	T (stepped)	STEEL	1 x FM RIVETS BAG INCLUDES 100 PCS
<b>93060</b>	15.5	08x20	Type C	Flat	T (stepped)	STEEL	1 x FM RIVETS BAG INCLUDES 100 PCS
<b>93683</b>	12	L8	Type A	Conical	S	STEEL	1 x FM RIVETS BAG INCLUDES 100 PCS
<b>93685</b>	12	L10	Type A	Conical	S	STEEL	1 x FM RIVETS BAG INCLUDES 100 PCS



Type A - Semi Tubular Rivets





# WVA



!

**...IRISBUS****Heuliez GX217**

Wheel = 22,5" Air Brake (Ch. Volvo) Meritor D-Lisa		F	<b>29 090 28,00 41 4</b>	4	29 090	FCV1813B	438	250	114	28		UA116	<b>BCR134A</b>
--	--	---	--------------------------	---	--------	----------	-----	-----	-----	----	--	-------	----------------

**Heuliez GX217**

		R	<b>19 068 18,30 00 8</b>	8	19 068	VL/89/2	410	176	225	▶18,3		93683/ 93685	
--	--	---	--------------------------	---	--------	---------	-----	-----	-----	-------	--	-----------------	--

**Heuliez GX317**

Wheel = 22,5" Air Brake (Ch. Renault) Meritor D3	→1998	F	<b>29 210 28,00 41 4</b>	4	29 210	FCV15798FE	438	250	118	28		UA1107	<b>BCR134A</b>
		F	<b>29 053 30,00 41 4</b>	4	29 053	FCV1583B		250	118	30	over size		

Wheel = 22,5" Air Brake (Ch. Renault) Meritor D-Lisa	1998→	F	<b>29 090 28,00 41 4</b>	4	29 090	FCV1813B	438	250	114	28		UA116	<b>BCR134A</b>
--	-------	---	--------------------------	---	--------	----------	-----	-----	-----	----	--	-------	----------------

**Heuliez GX317**

(Renault ch.)		R	<b>19 187 18,50 60 8</b>	8	19 187	RN/104/1	414	187	220	18,5		93059	
---------------	--	---	--------------------------	---	--------	----------	-----	-----	-----	------	--	-------	--

**Heuliez GX417**

Wheel = 22,5" Air Brake (Ch. Volvo) Meritor D-Lisa		F	<b>29 090 28,00 41 4</b>	4	29 090	FCV1813B	438	250	114	28		UA116	<b>BCR134A</b>
--	--	---	--------------------------	---	--------	----------	-----	-----	-----	----	--	-------	----------------

**Heuliez GX57 (Renault ch.)**

All		F	<b>19 049 12,50 60 3*</b>	2	19 049	SA/10/1	414	347	150	12,5	* use/verwenden J1296928	93049	
		F	<b>19 199 SA/11/1</b>	4	19 199	SA/11/1	414	286	150	12,5		93049	
		R	<b>19 463 13,50 60 4</b>	4	19 463	BT/59/6	414	374	175	13,5		93059	

All		F	<b>19 560 19,00 00 6</b>	4	19 560	VL/74/1	414	197	152	▶19,0		93685	
		F	<b>19 562 19,00 00 6</b>	4	19 562	VL/76/2	394	190	203	▶19,0	Opt.	93685	
		R	<b>19 562 19,00 00 6</b>	4	19 563	VL/77/1	394	146	203	▶19,0		93685	

		R	<b>19 562 19,00 00 6</b>	4	19 562	VL/76/2	394	190	203	▶19,0		93685	
		R	<b>19 799 19,00 60 6</b>	4	19 800	VL/81/2	394	190	254	▶19,0	Opt.	93685	
		R	<b>19 799 19,00 60 6</b>	4	19 799	VL/82/1	394	146	254	▶19,0		93685	

**Heuliez GX77 (Daf ch.)**

All		F	<b>19 150 18,30 60 6</b>	4	19 150	DF/20/3	419	209	152	▶18,3		93685	
		F	<b>19 151 DF/21/3</b>	4	19 151	DF/21/3	419	216	152	▶18,8		93685	
		R	<b>19 256 18,30 60 6</b>	4	19 256	DF/16/2	419	208	178	▶18,3		93685	
		R	<b>19 260 DF/17/2</b>	4	19 260	DF/17/2	419	216	178	▶18,8		93685	

All		F	<b>19 560 19,00 00 6</b>	4	19 560	VL/74/1	414	197	152	▶19,0		93685	
		F	<b>19 561 VL/75/1</b>	4	19 561	VL/75/1	414	159	152	▶19,0		93685	
		R	<b>19 384 18,15 60 5</b>	6	19 384	CW/4/1	381	188	178	▶18,15		93684	
		R	<b>19 385 CW/4/2</b>	2	19 385	CW/4/2	381	188	178	▶18,15		93684	

**Heuliez GX87 (Renault ch.)**

All		F	<b>19 049 12,50 60 3*</b>	2	19 049	SA/10/1	414	347	150	12,5	* use/verwenden B2177932	93049	
		F	<b>19 199 SA/11/1</b>	4	19 199	SA/11/1	414	286	150	12,5		93049	
		R	<b>19 463 13,50 60 4</b>	4	19 463	BT/59/6	414	374	175	13,5		93059	

**Heuliez GX87 Articulated (Renault ch.)**

		F	<b>19 562 19,00 00 6</b>	4	19 562	VL/76/2	394	190	203	▶19,0		93685	
		F	<b>19 563 VL/77/1</b>	4	19 563	VL/77/1	394	146	203	▶19,0		93685	
		R1	<b>19 799 19,00 60 6</b>	4	19 800	VL/81/2	394	190	254	▶19,0		93685	
		R1	<b>19 799 VL/82/1</b>	4	19 799	VL/82/1	394	146	254	▶19,0		93685	
		R2	<b>17 664 19,00 60 6*</b>	4	17 665	VL/70/1	413	159	127	▶19,0	* use/verwenden J1296928	93687	
		R2	<b>17 664 VL/71/1</b>	4	17 664	VL/71/1	413	197	127	▶19,0		93687	

**Iliade**

Iliade	01/97→05/00	F	<b>29 210 28,00 41 4</b>	4	29 210	FCV15858FE	438	250	118	28		UA117	<b>BCR134A</b>
	06/00→	F	<b>29 156 30,00 41 4</b>	4	29 156	FCV16538FE	438	250	118	30		UA1163	<b>BCR134A</b>
		R	<b>29 156 30,00 41 4</b>	4	29 156	FCV16538FE		250	118	30		UA1163	

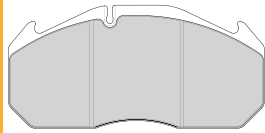
**Iliade + TE**

Iliade	1997→	R	<b>19 187 18,50 60 8</b>	8	19 187	RN/104/1	414	187	220	18,5		93059	
--------	-------	---	--------------------------	---	--------	----------	-----	-----	-----	------	--	-------	--

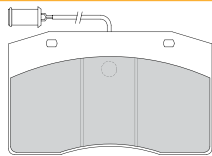
**Iveco 370**

370.12.24, 370.12.25, 370.12.30, 370.12.35	1984→	F	<b>29 075 20,00 41 6*</b>	8	29 075	FCV801	417	180	106	20	* use/verwenden FCV801	K49.8556.9	<b>FCR109A</b>
--	-------	---	---------------------------	---	--------	--------	-----	-----	-----	----	------------------------	------------	----------------

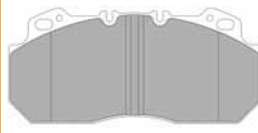
**29 053 30,00 41 4**  
4567 MER D3/D-ELSA 1



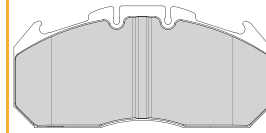
**29 075 20,00 41 6\***  
3450 BRE



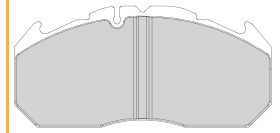
**29 090 28,00 41 4**  
4567 MER D-LISA



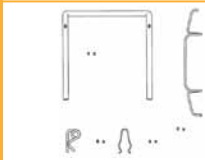
**29 156 30,00 41 4**  
4572 MER D-ELSA 2



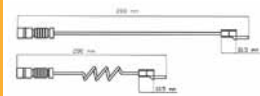
**29 210 28,00 41 4**  
4567, 4572 MER D3/D-ELSA 1



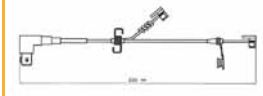
**K49.8556.9**



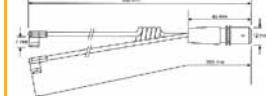
**UAI107** ↔ 280mm  
2+2



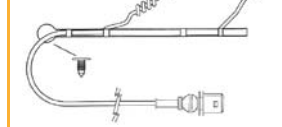
**UAI116** ↔ 226mm  
2



**UAI117** ↔ 400mm  
2



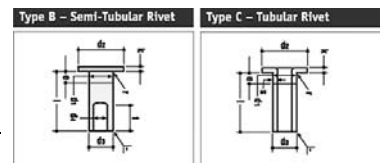
**UAI163** ↔ 355mm  
2



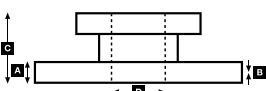
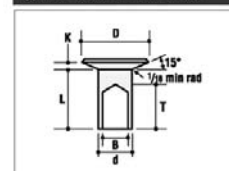
				<b>A</b>	<b>B</b>	<b>C</b>	<b>D</b>		<b>Kg</b>	
<b>BCR134A</b>			438	45.0	35.0	96.4	131	10x17,1 2xM14	31.3	
<b>FCR109A</b>			417	30.0	27.0	80	157	10	12.7	



Rivet Ref	Head Size	Shank Ø x Shank Length	Drawing type	Head Shape	T = tubular S = semi-tubular	Material	Material Description
<b>93049</b>	11.5	06x15	Type C	Flat	T	STEEL	1 x FM RIVETS BAG INCLUDES 100 PCS
<b>93059</b>	15.5	08x18	Type C	Flat	T (stepped)	STEEL	1 x FM RIVETS BAG INCLUDES 100 PCS
<b>93683</b>	12	L8	Type A	Conical	S	STEEL	1 x FM RIVETS BAG INCLUDES 100 PCS
<b>93684</b>	12	L9	Type A	Conical	S	STEEL	1 x FM RIVETS BAG INCLUDES 100 PCS
<b>93685</b>	12	L10	Type A	Conical	S	STEEL	1 x FM RIVETS BAG INCLUDES 100 PCS
<b>93687</b>	12	L12	Type A	Conical	S	STEEL	1 x FM RIVETS BAG INCLUDES 100 PCS



Type A – Semi Tubular Rivets





# WVA



!

**...IRISBUS****Iveco 370**

370.10.20	1978→	F	<b>17 885 12,50 00 8</b>	8	17 885	FI/113/1	420	211	135	12,5		93060	
		R	<b>17 885 12,50 00 8</b>	8	17 885	FI/113/1	420	211	135	12,5		93060	
370.10.25 /370.10.35/370.11.25/370.12.35	1979→1984	F	<b>19 786 18,90 00 5</b>	6	19 786	PB/34/1	410	202	200	▶18,9		93068	
			2	19 823	PB/34/2	410	202	200	▶18,9		93068		
		R	<b>19 786 18,90 00 5</b>	6	19 786	PB/34/1	410	202	200	▶18,9		93068	
			2	19 823	PB/34/2	410	202	200	▶18,9		93068		
370.12.25 , 370.2	1982→1984	F	<b>19 786 18,90 00 5</b>	6	19 786	PB/34/1	410	202	200	▶18,9		93068	
			2	19 823	PB/34/2	410	202	200	▶18,9		93068		
		R	<b>19 786 18,90 00 5</b>	6	19 786	PB/34/1	410	202	200	▶18,9		93068	
			2	19 823	PB/34/2	410	202	200	▶18,9		93068		
370.12.24, 370.12.25, 370.12.30, 370.12.35	1984→	R	<b>19 824 18,40 00 5</b>	6	19 824	PB/35/1	410	202	220	▶18,4		93067	
		2	19 838	PB/35/2	410	202	220	▶18,4		93067			

**Iveco 380**

380.29-43, 490.18.29E2	1985→	F	<b>29 075 20,00 41 6*</b>	8	29 075	FCV801	417	180	106	20	180mm w.i. Length * use/verwenden FCV801	K49.8556.9	<b>BCR179A</b>
------------------------	-------	---	---------------------------	---	--------	--------	-----	-----	-----	----	---	------------	----------------

**Iveco 380**

380.29-43, 490.18.29E2	1985→	R	<b>19 824 18,40 00 5</b>	6	19 824	PB/35/1	410	202	220	▶18,4		93067	
		2	19 838	PB/35/2	410	202	220	▶18,4		93067			

**Iveco 391 E- 393E - 397E**

391E - 393E - 397 Eurorider	1992→	F	<b>29 075 20,00 41 6*</b>	8	29 075	FCV801	417	180	106	20	rigid axle, * use/verwenden FCV801	K49.8556.9	<b>FCR109A</b>
			<b>29 196 30,00 40 4</b>	4	29 196	FCV1914FE	436	248	108	30	independent wheel suspension	UA1125	<b>BCR173A</b>
			<b>29 196 30,00 41 4</b>	4	29 196		436	248	108	30	incl. accessory kit, independent wheel suspension	UA1125	<b>BCR173A</b>
		R	<b>29 196 30,00 40 4</b>	4	29 196	FCV1914FE	436	248	108	30	independent wheel suspension	UA1125	<b>BCR173A</b>
			<b>29 196 30,00 41 4</b>	4	29 196		436	248	108	30	incl. accessory kit, independent wheel suspension	UA1125	<b>BCR173A</b>

**Iveco 391 E- 393E - 397E**

391E - 393E - 397 Eurorider		R	<b>19 263 19,80 60 5</b>	2	19 343	PB/24/2	410	201	200	▶19,8	Simplex Brake	93060	
			6	19 263	PB/24/1	410	201	200	▶19,8		93060		
			<b>19 824 18,40 00 5</b>	6	19 824	PB/35/1	410	202	220	▶18,4	Duplex Brake	93067	
		2	19 838	PB/35/2	410	202	220	▶18,4		93067			

**Iveco 399**

399 MyWay		R	<b>19 263 19,80 60 5</b>	2	19 343	PB/24/2	410	201	200	▶19,8	Simplex Brake	93060	
			6	19 263	PB/24/1	410	201	200	▶19,8		93060		
			<b>19 824 18,40 00 5</b>	6	19 824	PB/35/1	410	202	220	▶18,4	Duplex Brake	93067	
		2	19 838	PB/35/2	410	202	220	▶18,4		93067			

**Iveco 471**

471-10.20/471-12.20	1984→1988	F	<b>FCV898</b>	4	29016		425	162	111	28			<b>FCR135A</b>
---------------------	-----------	---	---------------	---	-------	--	-----	-----	-----	----	--	--	----------------

**Iveco 471**

471-10.20/471-12.20	1984→1988	R	<b>19 786 18,90 00 5</b>	6	19 786	PB/34/1	410	202	200	▶18,9		93068	
			2	19 823	PB/34/2	410	202	200	▶18,9		93068		

**Iveco 480/580**

480.21 Turbocity, 580.21 Turbocity-S	1988→	F	<b>29 018 28,00 40 4*</b>	8	29 018	FCV983	425	162	111	28	* use/verwenden FCV983		<b>FCR136A</b>
--------------------------------------	-------	---	---------------------------	---	--------	--------	-----	-----	-----	----	------------------------	--	----------------

**Iveco 480/580**

480.21 Turbocity, 580.21 Turbocity-S	1988→	R	<b>19 786 18,90 00 5</b>	6	19 786	PB/34/1	410	202	200	▶18,9		93068	
			2	19 823	PB/34/2	410	202	200	▶18,9		93068		

**Iveco 490**

490.12 Turbo/490.18 Turbo/490.22 Turbo-U	1992→	F	<b>29 018 28,00 40 4*</b>	8	29 018	FCV983	425	162	111	28	* use/verwenden FCV983		<b>FCR136A</b>
--	-------	---	---------------------------	---	--------	--------	-----	-----	-----	----	------------------------	--	----------------

**Iveco 490**

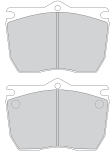
490.18 Turbo/490.12 Turbo/490.22 Turbo-U	1992→	R	<b>19 786 18,90 00 5</b>	6	19 786	PB/34/1	410	202	200	▶18,9		93068	
			2	19 823	PB/34/2	410	202	200	▶18,9		93068		

**Iveco 491/591**

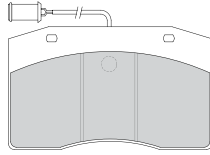
Iveco 491/591 Cityclass	1985→	F	<b>29 186 20,00 41 6*</b>	8	29 186	FCV1614	417	180	106	20	450mm w.i. Length * use/verwenden FCV1614	K49.8556.9	<b>BCR179A</b>
	1998→	F	<b>29 150 30,00 41 4</b>	4	29 150	FCV1821B	249	117,5	30	22.5" wheel (DX225 brake)	UA1170		



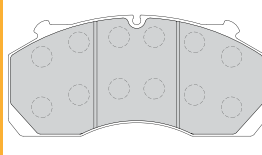
**29 018 28,00 40 4\***  
3475 WAB 485 F-Ö



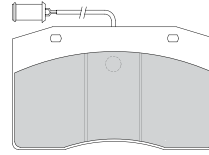
**29 075 20,00 41 6\***  
3450 BRE



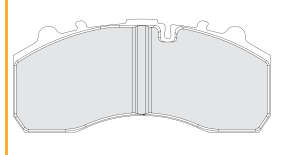
**29 150 30,00 41 4**  
4567 MER DX225



**29 186 20,00 41 6\***  
3450 BRE Bi-disc



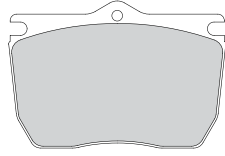
**29 196 30,00 40 4**  
4550 KNR SB7600



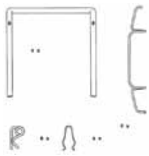
**29 196 30,00 41 4**  
4550 KNR SB7600



**FCV898**  
3475 WAB



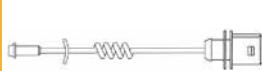
**K49.8556.9**



**UAI125** ↔ 285mm  
2



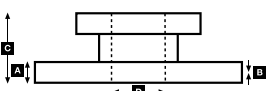
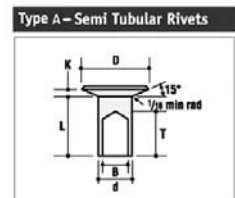
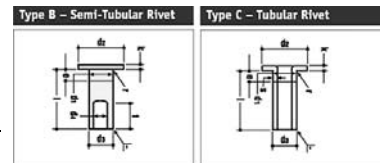
**UAI170** ↔ 200mm  
2



			<b>A</b>	<b>B</b>	<b>C</b>	<b>D</b>		<b>Kg</b>	
<b>BCR173A</b>		436	45.0	37.0	138.5	210	12xM16	37.7	
<b>BCR179A</b>		417	28.0	25.5	67	159	10	41.6	
<b>FCR109A</b>		417	30.0	27.0	80	157	10	12.7	
<b>FCR135A</b>		425	45.0	38.0	165.5	215	10xM16	37.2	
<b>FCR136A</b>		425	45.0	41.0	170.5	285	10	43.6	



Rivet Ref	Head Size	Shank Ø x Shank Length	Drawing type	Head Shape	T = tubular S = semi-tubular	Material	Material Description
<b>93060</b>	15.5	08x20	Type C	Flat	T (stepped)	STEEL	1 x FM RIVETS BAG INCLUDES 100 PCS
<b>93067</b>	18	10x18	Type C	Flat	T	STEEL	1 x FM RIVETS BAG INCLUDES 100 PCS
<b>93068</b>	18	10x20	Type C	Flat	T	STEEL	1 x FM RIVETS BAG INCLUDES 100 PCS







# WVA



!

**...IRISBUS****Iveco 491/591**

Iveco 491/591 Cityclass		R	<b>19 712 18,10 00 6</b>	4	19 755	PB/31/1	410	211	220	▶18,0		93067	UAI210	
				4	19 712	PB/32/2	410	210	220	▶18,10		93067		

**Iveco Euroclass**

Euroclass	1993→	F	<b>29 075 20,00 41 6*</b>	8	29 075	FCV801	417	180	106	20	180mm w.i. Length * use/verwenden FCV801		K49.8556.9	<b>BCR179A</b>
-----------	-------	---	---------------------------	---	--------	--------	-----	-----	-----	----	---	--	------------	----------------

**Iveco Euroclass**

Euroclass	1993→	R	<b>19 824 18,40 00 5</b>	6	19 824	PB/35/1	410	202	220	▶18,4		93067		
				2	19 838	PB/35/2	410	202	220	▶18,4		93067		

**Iveco Magirus**

160 R81, 315.17 Turbo, 316.8.17 Turbo		F	<b>29 688 25,00 40 8*</b>	8	29 688	FCV961	315	110	99	25	* use/verwenden FCV961			<b>FCR149A</b>
---------------------------------------	--	---	---------------------------	---	--------	--------	-----	-----	----	----	------------------------	--	--	----------------

**Iveco Magirus**

Magirus-Bus R 106	04/80→	F	<b>19 786 18,90 00 5</b>	6	19 786	PB/34/1	410	202	200	▶18,9		93068		
				2	19 823	PB/34/2	410	202	200	▶18,9		93068		
		R	<b>19 786 18,90 00 5</b>	6	19 786	PB/34/1	410	202	200	▶18,9		93068		
				2	19 823	PB/34/2	410	202	200	▶18,9		93068		
Magirus-Reisebus M 2000 (R 119 I) 188kW /256PS	1978→	F	<b>19 384 18,15 60 5</b>	6	19 384	CW/4/1	381	188	178	▶18,15		93684		
				2	19 385	CW/4/2	381	188	178	▶18,15		93684		
		R	<b>19 384 18,15 60 5</b>	6	19 384	CW/4/1	381	188	178	▶18,15		93684		
				2	19 385	CW/4/2	381	188	178	▶18,15		93684		
Magirus-Reisebus M 2000 (R 119 II)	04/80→	F	<b>19 384 18,15 60 5</b>	6	19 384	CW/4/1	381	188	178	▶18,15	ROR	93684		
				2	19 385	CW/4/2	381	188	178	▶18,15		93684		
		F	<b>19 786 18,90 00 5</b>	6	19 786	PB/34/1	410	202	200	▶18,9	Wabco	93068		
				2	19 823	PB/34/2	410	202	200	▶18,9		93068		
	R	<b>19 384 18,15 60 5</b>	6	19 384	CW/4/1	381	188	178	▶18,15	ROR	93684			
			2	19 385	CW/4/2	381	188	178	▶18,15		93684			
		R	<b>19 786 18,90 00 5</b>	6	19 786	PB/34/1	410	202	200	▶18,9	Wabco	93068		
				2	19 823	PB/34/2	410	202	200	▶18,9		93068		

**Iveco Midway**

Intercity 9.7m (Iveco Tector Engine EURO 3)	2006→	F	<b>29 197 30,00 41 4</b>	4	29 197	FCV1275BFE	377	211	93	30				<b>BCR238A</b>
---	-------	---	--------------------------	---	--------	------------	-----	-----	----	----	--	--	--	----------------

**Iveco MyWay**

391 - 29, 29A, 35, 35A, 38, 43 Eurorider, 393.35 MyWay	2002→	F	<b>29 186 20,00 41 6*</b>	8	29 186	FCV1614	417	180	106	20	rigid axle, * use/verwenden FCV1614		K49.8556.9	<b>BCR179A</b>
				4	29 179	FCV1598BFE	432	248	109	30	independent wheel suspension		<b>BCR254A</b>	
				4	29 179	FCV1598BFE	432	248	109	30	independent wheel suspension		<b>BCR254A</b>	

**Renault PCR, PCM, PCMV**

	1967→1971	F	<b>19 049 12,50 60 3*</b>	2	19 049	SA/10/1	414	347	150	12,5	* use/verwenden J1296928	93049		
				2	19 199	SA/11/1	414	286	150	12,5		93049		
		R	<b>19 049 12,50 60 3*</b>	2	19 049	SA/10/1	414	347	150	12,5	* use/verwenden J1296928	93049		
				2	19 199	SA/11/1	414	286	150	12,5		93049		

**Renault PGK205**

	1975→	F	<b>17 747 12,50 60 3</b>	2	17 748	BT/56/1	414	284	125	12,5		93049		
				2	17 747	BT/57/1	414	345	125	12,5		93049		
		R	<b>19 049 12,50 60 3*</b>	2	19 049	SA/10/1	414	347	150	12,5	* use/verwenden J1296928	93049		
				2	19 199	SA/11/1	414	286	150	12,5		93049		

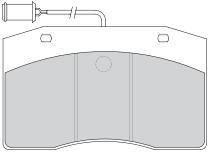
**Renault PGR**

	1969→1971	F	<b>19 049 12,50 60 3*</b>	2	19 049	SA/10/1	414	347	150	12,5	* use/verwenden J1296928	93049		
				2	19 199	SA/11/1	414	286	150	12,5		93049		
		R	<b>19 049 12,50 60 3*</b>	2	19 049	SA/10/1	414	347	150	12,5	* use/verwenden J1296928	93049		
				2	19 199	SA/11/1	414	286	150	12,5		93049		

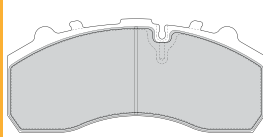
**Renault PH3, 4, 12/100**

	1969→1975	F	<b>19 049 12,50 60 3*</b>	2	19 049	SA/10/1	414	347	150	12,5	* use/verwenden J1296928	93049		
				2	19 199	SA/11/1	414	286	150	12,5		93049		
		R	<b>19 049 12,50 60 3*</b>	2	19 049	SA/10/1	414	347	150	12,5	* use/verwenden J1296928	93049		
				2	19 199	SA/11/1	414	286	150	12,5		93049		

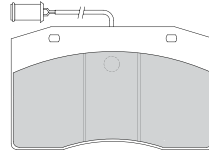
**29 075 20,00 41 6\***  
3450 BRE



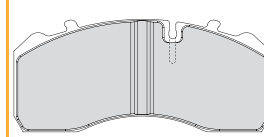
**29 179 30,00 41 4**  
4567 KNR SB/SN7



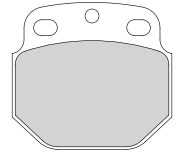
**29 186 20,00 41 6\***  
3450 BRE Bi-disc



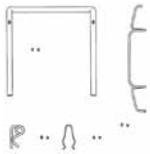
**29 197 30,00 41 4**  
4550 KNR SB/SN6



**29 688 25,00 40 8\***  
1721 KNR K 65



**K49.8556.9**



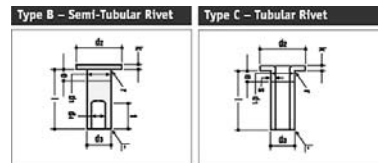
**UAI210** ↔ 1520mm  
2



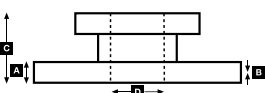
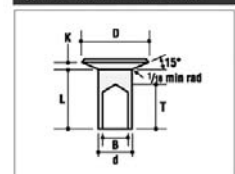
				<b>A</b>	<b>B</b>	<b>C</b>	<b>D</b>		<b>Kg</b>	
<b>BCR179A</b>		417	28.0	25.5	67	159	10		41.6	
<b>BCR238A</b>		377	45.0	38.0	151	215	8xM20 2xM10		33.0	✓
<b>BCR254A</b>		432	45.0	37.0	139	210	12xM16x2		37.7	
<b>FCR149A</b>		315	35.0	32.0	153.5	240	6		17.1	



Rivet Ref	Head Size	Shank Ø x Shank Length	Drawing type	Head Shape	T = tubular S = semi-tubular	Material	Material Description
<b>93049</b>	11.5	06x15	Type C	Flat	T	STEEL	1 x FM RIVETS BAG INCLUDES 100 PCS
<b>93067</b>	18	10x18	Type C	Flat	T	STEEL	1 x FM RIVETS BAG INCLUDES 100 PCS
<b>93068</b>	18	10x20	Type C	Flat	T	STEEL	1 x FM RIVETS BAG INCLUDES 100 PCS
<b>93684</b>	12	L9	Type A	Conical	S	STEEL	1 x FM RIVETS BAG INCLUDES 100 PCS



Type A - Semi Tubular Rivets





# WVA



!

**...IRISBUS****Renault PR100, 100.2**

	1977→	F	<b>19 049 12,50 60 3*</b>	2	19 049	SA/10/1	414	347	150	12,5	* use/verwenden J1296928	93049		
				2	19 199	SA/11/1	414	286	150	12,5		93049		
		R	<b>19 463 13,50 60 4</b>	4	19 463	BT/59/6	414	374	175	13,5		93059		

**Renault PR100.3, PR112**

	1994→	F	<b>19 935 18,50 60 8</b>	8	19 935	RN/101/1	414	187	175	18,5		93059		
--	-------	---	--------------------------	---	--------	----------	-----	-----	-----	------	--	-------	--	--

**Renault PR10S, 12S**

	1976→	F	<b>17 747 12,50 60 3</b>	2	17 748	BT/56/1	414	284	125	12,5		93049		
				2	17 747	BT/57/1	414	345	125	12,5		93049		
		R	<b>19 049 12,50 60 3*</b>	2	19 049	SA/10/1	414	347	150	12,5	* use/verwenden J1296928	93049		
				2	19 199	SA/11/1	414	286	150	12,5		93049		

**Renault PR14S, SL, SRGT**

	1976→	F	<b>19 049 12,50 60 3*</b>	2	19 049	SA/10/1	414	347	150	12,5	* use/verwenden J1296928	93049		
				2	19 199	SA/11/1	414	286	150	12,5		93049		
		R	<b>19 049 12,50 60 3*</b>	2	19 049	SA/10/1	414	347	150	12,5	* use/verwenden J1296928	93049		
				2	19 199	SA/11/1	414	286	150	12,5		93049		

**Renault PR180, 180.2, PER180**

		F	<b>19 049 12,50 60 3*</b>	2	19 049	SA/10/1	414	347	150	12,5	* use/verwenden J1296928	93049		
				2	19 199	SA/11/1	414	286	150	12,5		93049		
		R	<b>19 463 13,50 60 4</b>	4	19 463	BT/59/6	414	374	175	13,5		93059		

**Renault PR180.3, PR118**

	1994→	F	<b>19 935 18,50 60 8</b>	8	19 935	RN/101/1	414	187	175	18,5		93059		
--	-------	---	--------------------------	---	--------	----------	-----	-----	-----	------	--	-------	--	--

**Renault S10S, 108, 105R**

	1965→	F	<b>19 049 12,50 60 3*</b>	2	19 049	SA/10/1	414	347	150	12,5	* use/verwenden J1296928	93049		
				2	19 199	SA/11/1	414	286	150	12,5		93049		
		R	<b>19 049 12,50 60 3*</b>	2	19 049	SA/10/1	414	347	150	12,5	* use/verwenden J1296928	93049		
				2	19 199	SA/11/1	414	286	150	12,5		93049		

**Renault S4S**

		F	<b>19 049 12,50 60 3*</b>	2	19 049	SA/10/1	414	347	150	12,5	* use/verwenden J1296928	93049		
				2	19 199	SA/11/1	414	286	150	12,5		93049		
		R	<b>19 049 12,50 60 3*</b>	2	19 049	SA/10/1	414	347	150	12,5	* use/verwenden J1296928	93049		
				2	19 199	SA/11/1	414	286	150	12,5		93049		

**Renault S5S**

	1965→	F	<b>19 049 12,50 60 3*</b>	2	19 049	SA/10/1	414	347	150	12,5	* use/verwenden J1296928	93049		
				2	19 199	SA/11/1	414	286	150	12,5		93049		
		R	<b>19 049 12,50 60 3*</b>	2	19 049	SA/10/1	414	347	150	12,5	* use/verwenden J1296928	93049		
				2	19 199	SA/11/1	414	286	150	12,5		93049		

**Renault S57L**

	1980→	F	<b>19 049 12,50 60 3*</b>	2	19 049	SA/10/1	414	347	150	12,5	* use/verwenden J1296928	93049		
				2	19 199	SA/11/1	414	286	150	12,5		93049		
		R	<b>19 049 12,50 60 3*</b>	2	19 049	SA/10/1	414	347	150	12,5	* use/verwenden J1296928	93049		
				2	19 199	SA/11/1	414	286	150	12,5		93049		

**Renault S7S with 11T rear axle**

	1987→1993	F	<b>17 217 11,70 60 4</b>	4	17 217	GG/194/1	330	295	125	11,7		93684		
		R	<b>19 620 12,50 60 3</b>	2	19 621	SA/30/1	325	251	150	12,5				
				2	19 620	SA/31/1	325	210	150	12,5				

**Renault SC10**

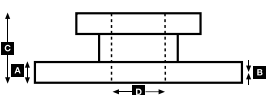
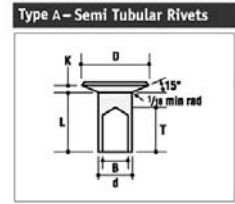
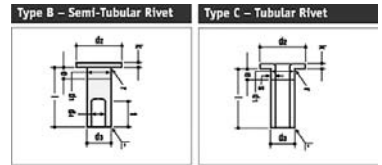
	1976→	F	<b>19 049 12,50 60 3*</b>	2	19 049	SA/10/1	414	347	150	12,5	* use/verwenden J1296928	93049		
				2	19 199	SA/11/1	414	286	150	12,5		93049		
		R	<b>19 049 12,50 60 3*</b>	2	19 049	SA/10/1	414	347	150	12,5	* use/verwenden J1296928	93049		
				2	19 199	SA/11/1	414	286	150	12,5		93049		

**Renault Tracer**

	1992→	F	<b>19 935 18,50 60 8</b>	8	19 935	RN/101/1	414	187	175	18,5		93059		
		R	<b>19 935 18,50 60 8</b>	8	19 935	RN/101/1	414	187	175	18,5		93059		



Rivet Ref	Head Size	Shank Ø x Shank Length	Drawing type	Head Shape	T = tubular S = semi-tubular	Material	Material Description
<b>93049</b>	11.5	06x15	Type C	Flat	T	STEEL	1 x FM RIVETS BAG INCLUDES 100 PCS
<b>93059</b>	15.5	08x18	Type C	Flat	T (stepped)	STEEL	1 x FM RIVETS BAG INCLUDES 100 PCS
<b>93684</b>	12	L9	Type A	Conical	S	STEEL	1 x FM RIVETS BAG INCLUDES 100 PCS





# WVA



!



## IVECO

→ SEE IRISBUS

## KAROSA

Ares → SEE IRISBUS

articulated

		R1	<b>19 071 18,30 00 8</b>	8	19 071	VL/88/2	410	176	200	▶18,3		93683/ 93685	
		R2	<b>19 071 18,30 00 8</b>	8	19 071	VL/88/2	410	176	200	▶18,3		93683/ 93685x	

Axer → SEE IRISBUS

### B930

Engine: RVI 06.20.45 A3/B3/A41/C41/D41, opt. Liaz	01/97→12/01	F	<b>29 253 30,00 41 4</b>	4	29 253	FCV4296PTS	430	248	108	30			
---	-------------	---	--------------------------	---	--------	------------	-----	-----	-----	----	--	--	--

### B930

		R	<b>19 615 22,15 00 6</b>	4	19 615		420	195	180	▶22,15	opt.	93684	
				4	19 616		420	195	180	▶21,45		93684	

### B940 Articulated

Engine: RVI 06.20.45 A3/B3/A41/C41/D41, Opt. Liaz	01/97→12/01	F	<b>29 253 30,00 41 4</b>	4	29 253	FCV4296PTS	430	248	108	30			
---	-------------	---	--------------------------	---	--------	------------	-----	-----	-----	----	--	--	--

### B951, B952

Engine: Iveco Cursor 8 Euro3 2050 F2BE0682D180	01/02→2006	F	<b>29 179 30,00 41 4</b>	4	29 179	FCV1598BFE	430	248	109	30			
--	------------	---	--------------------------	---	--------	------------	-----	-----	-----	----	--	--	--

### B961 Articulated

	01/02→2006	F	<b>29 179 30,00 41 4</b>	4	29 179	FCV1598BFE	430	248	109	30			
--	------------	---	--------------------------	---	--------	------------	-----	-----	-----	----	--	--	--

Citybus → SEE IRISBUS

## Renault

Citybus	1992→1997	R	<b>19 187 18,50 60 8</b>	8	19 187	RN/104/1	414	187	220	18,5		93059	
		R	<b>19 187 18,50 60 8</b>	8	19 187	RN/104/1	414	187	220	18,5		93059	

## LAG

Panaramic

		F	<b>19 150 18,30 60 6</b>	4	19 150	DF/20/3	419	209	152	▶18,3		93685	
				4	19 151	DF/21/3	419	216	152	▶18,8		93685	
		R	<b>19 617 18,50 60 6</b>	4	19 618	DF/30/1	419	219	203	▶18,5		93686	
				4	19 617	DF/31/1	419	210	203	▶18,5		93686	

## LAZ

### A183

City	2004→	F	<b>29 179 30,00 41 4</b>	4	29 179	FCV1598BFE		248	109	30			
------	-------	---	--------------------------	---	--------	------------	--	-----	-----	----	--	--	--

## MAN

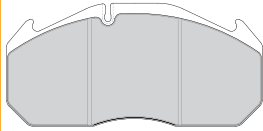
All

CR 160 (Ikarus) 124kW /168PS	1977→	F	<b>17 682 17,00 60 8</b>	8	17 682	MP/29/1	410	175	123	▶17,0		93059	
------------------------------	-------	---	--------------------------	---	--------	---------	-----	-----	-----	-------	--	-------	--

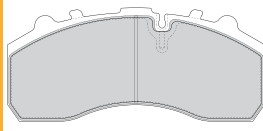
Chassis

11.220 HOCL	1996→	F	<b>29 197 30,00 41 4</b>	4	29 197	FCV1275BFE		211	93	30			UA1132	
		R	<b>29 197 30,00 41 4</b>	4	29 197	FCV1275BFE		211	93	30			UA1132	
14.220 HOCL, 18.350 HOCL		F	<b>29 210 28,00 41 4</b>	4	29 210	FCV1578BFE	438	250	118	28			UA1162	<b>BCR144A</b>
			<b>29 053 30,00 41 4</b>	4	29 053	FCV1583B		250	118	30	over size		UA1162	
		R	<b>29 210 28,00 41 4</b>	4	29 210	FCV1578BFE	438	250	118	28			UA1162	<b>BCR144A</b>
			<b>29 053 30,00 41 4</b>	4	29 053	FCV1583B		250	118	30	over size		UA1162	

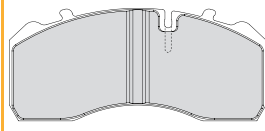
**29 053 30,00 41 4**  
4568 ARM D3/D-ELSA 1



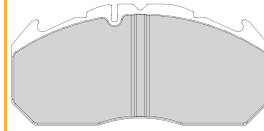
**29 179 30,00 41 4**  
4567 KNR SB/SN7



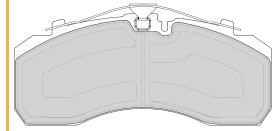
**29 197 30,00 41 4**  
4550 KNR SB/SN6



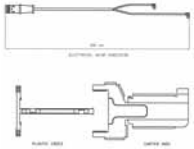
**29 210 28,00 41 4**  
4568 MER D3/D-ELSA 1



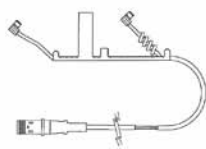
**29 253 30,00 41 4**  
4550 KNR SB/SN7



**UAI132** ↔ 400mm  
2



**UAI162** ↔ 400mm  
2



**BCR144A**



438

A 45.0

B 35.0

C 135

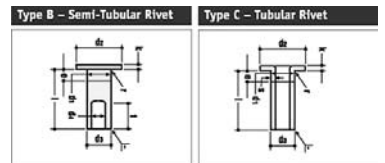
D 200

10xM16

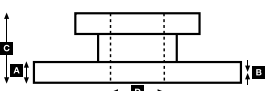
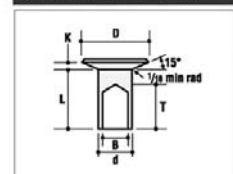
Kg 36.0



Rivet Ref	Head Size	Shank Ø x Shank Length	Drawing type	Head Shape	T = tubular S = semi-tubular	Material	Material Description
<b>93059</b>	15.5	Ø8x18	Type C	Flat	T (stepped)	STEEL	1 x FM RIVETS BAG INCLUDES 100 PCS
<b>93683</b>	12	L8	Type A	Conical	S	STEEL	1 x FM RIVETS BAG INCLUDES 100 PCS
<b>93684</b>	12	L9	Type A	Conical	S	STEEL	1 x FM RIVETS BAG INCLUDES 100 PCS
<b>93685</b>	12	L10	Type A	Conical	S	STEEL	1 x FM RIVETS BAG INCLUDES 100 PCS
<b>93686</b>	12	L11	Type A	Conical	S	STEEL	1 x FM RIVETS BAG INCLUDES 100 PCS



Type A - Semi Tubular Rivets





# WVA



!



## ...MAN

## EL-Series

EL 202, EL 222, EL 262 157-184kW	01/93→06/97	F	29 210 28,00 41 4	4	29 210	FCV1579BFE	438	250	118	28	D3/Elsa1 → 80 km/h	UAI162	BCR144A
			29 210 28,00 41 4	4	29 210	FCV1578BFE	438	250	118	28	D3/Elsa1 → 100 km/h	UAI162	
			29 053 30,00 41 4	4	29 053	FCV1583B		250	118	30	over size D3/Elsa1 → 80 km/h	UAI162	
			29 053 30,00 41 4	4	29 053	FCV1583B		250	118	30	over size D3/Elsa1 → 100 km/h	UAI162	
EL 262 191kW	07/98→06/04	F	29 210 28,00 41 4	4	29 210	FCV1579BFE	438	250	118	28	D3/Elsa1 → 80 km/h	UAI162	BCR144A BCR144A
			29 210 28,00 41 4	4	29 210	FCV1578BFE	438	250	118	28	D3/Elsa1 → 100 km/h	UAI162	
			29 053 30,00 41 4	4	29 053	FCV1583B		250	118	30	over size D3/Elsa1 → 80 km/h	UAI162	
			29 053 30,00 41 4	4	29 053	FCV1583B		250	118	30	over size D3/Elsa1 → 100 km/h	UAI162	
			29 156 30,00 41 4	4	29 156	FCV1656BFE	438	250	118	30	Opt, D-Elsa2 → 80 km/h	UAI162	
			29 156 30,00 41 4	4	29 156	FCV1404BFE	438	250	118	30	Opt, D-Elsa2 → 100 km/h	UAI162	
EL 262 191kW	07/04→	F	29 156 30,00 41 4	4	29 156	FCV1656BFE	438	250	118	30	D-Elsa2 → 80 km/h	UAI162	BCR144A BCR144A
			29 179 30,00 41 4	4	29 179	FCV1598BFE	438	248	109	30	07/2006 → Knorr SN7 → 100 km/h	UAI162	

## EL-Series:

EL 202, EL 222, EL 262 157-184kW, EL 262 191kW	R	19 496 17,00 00 8	8	19 496	MP/36/2	410	177	223	▶17,0		93059	UAI205	
--	---	-------------------	---	--------	---------	-----	-----	-----	-------	--	-------	--------	--

## EM-Series

EM 192, EM 222, EM 223 140-162kW	10/93→06/04	F	29 210 28,00 41 4	4	29 210	FCV1579BFE	438	250	118	28	D3/Elsa1 → 80 km/h	UAI162	BCR144A BCR144A BCR144A BCR144A BCR144A BCR144A
			29 210 28,00 41 4	4	29 210	FCV1578BFE	438	250	118	28	D3/Elsa1 → 100 km/h	UAI162	
			29 053 30,00 41 4	4	29 053	FCV1583B		250	118	30	over size D3/Elsa1 → 80 km/h	UAI162	
			29 053 30,00 41 4	4	29 053	FCV1583B		250	118	30	over size D3/Elsa1 → 100 km/h	UAI162	
			29 156 30,00 41 4	4	29 156	FCV1656BFE	438	250	118	30	Opt, D-Elsa2 → 80 km/h	UAI164	
			29 156 30,00 41 4	4	29 156	FCV1404BFE	438	250	118	30	Opt, D-Elsa2 → 100 km/h	UAI164	
EM 222, EM 223 140-162kW	07/04→	F	29 156 30,00 41 4	4	29 156	FCV1656BFE	438	250	118	30	D-Elsa2 → 80 km/h	UAI164	BCR144A BCR144A
			29 179 30,00 41 4	4	29 179	FCV1598BFE	438	248	109	30	07/2006 → Knorr SN7 → 100 km/h	UAI164	

## EM-Series:

EM 192, EM 222, EM 223 140-162kW	R	19 496 17,00 00 8	8	19 496	MP/36/2	410	177	223	▶17,0		93059	UAI205	
----------------------------------	---	-------------------	---	--------	---------	-----	-----	-----	-------	--	-------	--------	--

## FR / FRH-Series:

332 F FR 292 FRH 292 FRH 362 R 292	→03/86	F	19 713 17,00 00 8	8	19 713	MP/31/3	410	175	163	▶17,0		93059	UAI205	
			R	19 496 17,00 00 8	8	19 496	MP/36/2	410	177	223	▶17,0		93059	UAI205
FR 292 FRH 292 FRH 362 R 292	05/85→01/93	F	19 579 18,00 00 6	4	19 706	MB/74/1	410	173	163	▶18,0		93060	UAI202	
			4	19 579	MB/75/1	410	214	163	▶18,0		93060			
	05/85→12/92 05/85→01/93	R	19 581 18,00 00 6	4	19 707	MB/76/1	410	173	223	▶18,0		93060	UAI202	
			4	19 581	MB/77/1	410	214	223	▶18,0		93060			

## Lions Coach

FRH 352, FRH 402, RH 353, RH 403 257-294kW	09/95→06/04	F	29 210 28,00 41 4	4	29 210	FCV1578BFE	438	250	118	28	D3/Elsa1 → 100 km/h	UAI162	BCR144A
			29 053 30,00 41 4	4	29 053	FCV1583B		250	118	30	over size D3/Elsa1 → 100 km/h	UAI162	
			29 156 30,00 41 4	4	29 156	FCV1404BFE	438	250	118	30	Opt, D-Elsa2 → 100 km/h	UAI164	
			29 253 30,00 41 4	4	29 253	FCV4296PTS	438	248	109	30	07/2004 → Knorr SN7 → 100 km/h	UAI164	
RH 464 257-294kW	03/00→06/04	F	29 210 28,00 41 4	4	29 210	FCV1578BFE	438	250	118	28	D3/Elsa1 → 100 km/h	UAI162	BCR144A BCR144A BCR144A BCR144A BCR144A BCR181A
			29 053 30,00 41 4	4	29 053	FCV1583B		250	118	30	over size D3/Elsa1	UAI162	
			29 156 30,00 41 4	4	29 156	FCV1404BFE	438	250	118	30	07/2004 → D-Elsa2	UAI164	
			29 253 30,00 41 4	4	29 253	FCV4296PTS	438	248	109	30	07/2004 → D-Elsa2	UAI164	
			29 210 28,00 41 4	4	29 210	FCV1578BFE	438	250	118	28	D3/Elsa1 → 100 km/h	UAI162	
			29 053 30,00 41 4	4	29 053	FCV1583B		250	118	30	over size D3/Elsa1	UAI162	

## Lions Comfort:

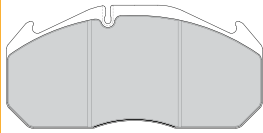
RN 313, RN 353 228-257kW	09/96→	F	29 210 28,00 41 4	4	29 210	FCV1578BFE	438	250	118	28	over size D3/Elsa1	UAI162	BCR144A BCR144A
			29 053 30,00 41 4	4	29 053	FCV1583B		250	118	30	D-Elsa2	UAI164	
			29 156 30,00 41 4	4	29 156	FCV1404BFE	438	250	118	30	07/2004 → Knorr SN7 → 100 km/h	UAI164	
			29 253 30,00 41 4	4	29 253	FCV4296PTS	438	248	109	30			

## Lions Comfort:

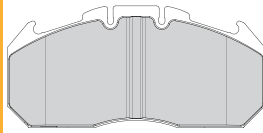
RN 313 228kW/310PS RN 353 257kW/350PS	09/96→ 06/97→	R	19 581 18,00 00 6	4	19 707	MB/76/1	410	173	223	▶18,0		93060	UAI202	
			4	19 581	MB/77/1	410	214	223	▶18,0		93060			



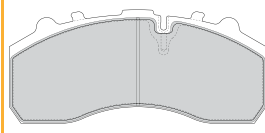
**29 053 30,00 41 4**  
4567, 4568 MER D3/D-ELSA 1



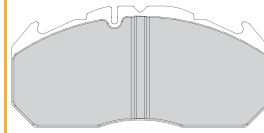
**29 156 30,00 41 4**  
4567, 4568 MER D-ELSA 2



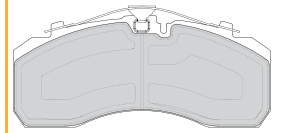
**29 179 30,00 41 4**  
4567 KNR SB/SN7



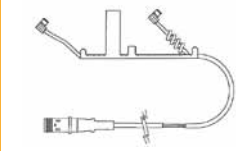
**29 210 28,00 41 4**  
4567, 4568 MER D3/D-ELSA 1



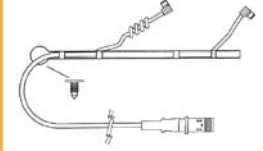
**29 253 30,00 41 4**  
4550 KNR SB/SN7



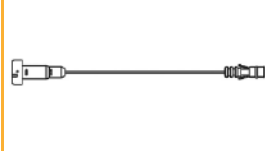
**UAI162** ↔ 400mm  
📦 2



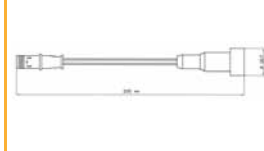
**UAI164** ↔ 290mm  
📦 2



**UAI202** ↔ 195mm  
📦 4



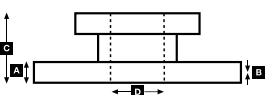
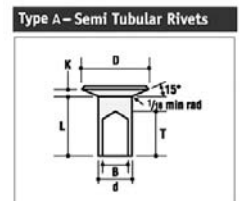
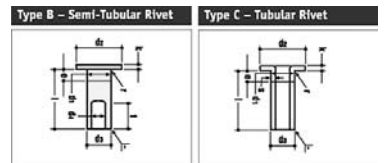
**UAI205** ↔ 205mm  
📦 2



				<b>A</b>	<b>B</b>	<b>C</b>	<b>D</b>		<b>Kg</b>	
<b>BCR144A</b>			438	45.0	35.0	135	200	10xM16	36.0	
<b>BCR181A</b>			432	45.0	38.0	130	131	12x19 3xM12	36.0	



Rivet Ref	Head Size	Shank Ø x Shank Length	Drawing type	Head Shape	T = tubular S = semi-tubular	Material	Material Description
<b>93059</b>	15.5	08x18	Type C	Flat	T (stepped)	STEEL	1 x FM RIVETS BAG INCLUDES 100 PCS
<b>93060</b>	15.5	08x20	Type C	Flat	T (stepped)	STEEL	1 x FM RIVETS BAG INCLUDES 100 PCS





# WVA



!



## ...MAN

## Lions Star

FRH 422 309kW	01/93→09/96	F	29 747 32,00 40 8	8	29 747	FCV594	460	140	121	32	Opt, D3/Elsa1 over size D3/Elsa1	UA1162 UA1162	FCR100A BCR144A
			29 210 28,00 41 4	4	29 210	FCV1578BFE	438	250	118	28			
			29 053 30,00 41 4	4	29 053	FCV1583B		250	118	30			
FRH 352, FRH 402, RH 353, RH 403 257-294kW	09/95→06/04	F	29 210 28,00 41 4	4	29 210	FCV1578BFE	438	250	118	28	D3/Elsa over size D3/Elsa1 07/2004→ D-Elsa2 07/2004→ Knorr SN7 →100 km/h	UA1162 UA1162 UA1164	BCR144A BCR144A
			29 053 30,00 41 4	4	29 053	FCV1583B		250	118	30			
			29 156 30,00 41 4	4	29 156	FCV1404BFE	438	250	118	30			
RH 464 257-294kW	03/00→06/04	F	29 210 28,00 41 4	4	29 210	FCV1578BFE	438	250	118	28	D3/Elsa1 07/2004→ D-Elsa2 07/2004→ Knorr SN7 →100 km/h	UA1162 UA1164	BCR144A BCR144A
			29 156 30,00 41 4	4	29 156	FCV1404BFE	438	250	118	30			
			29 253 30,00 41 4	4	29 253	FCV4296PTS		248	109	30			
		R	29 210 28,00 41 4	4	29 210	FCV1578BFE	438	250	118	28	D3/Elsa1 over size D3/Elsa1 07/2004→ D-Elsa2 07/2004→ Knorr SN7 →100 km/h	UA1162 UA1162 UA1164	BCR144A BCR144A BCR181A
			29 053 30,00 41 4	4	29 053	FCV1583B		250	118	30			
			29 156 30,00 41 4	4	29 156	FCV1404BFE	432	250	118	30			
29 253 30,00 41 4	4	29 253	FCV4296PTS	432	248	109	30						

## Lions Star / Lions Coach:

RH 403 294kW /400PS	09/95→	R	19 581 18,00 00 6	4	19 707	MB/76/1	410	173	223	▶18,0	93060	UA1202	
			4	19 581	MB/77/1	410	214	223	▶18,0	93060			

## Lions Star:

FRH 422 309kW, 420PS	01/93→09/96	R	19 581 18,00 00 6	4	19 707	MB/76/1	410	173	223	▶18,0	93060	UA1202	
			4	19 581	MB/77/1	410	214	223	▶18,0	93060			

## NG Series:

NG 262, 263, 312, 313 191-228kW	07/98→	F	29 210 28,00 41 4	4	29 210	FCV1579BFE	438	250	118	28	D3/Elsa1 →80 km/h D3/Elsa1 →100 km/h over size D3/Elsa1 →80 km/h over size D3/Elsa1 →100 km/h Opt, D-Elsa2 →80 km/h Opt, D-Elsa2 →100 km/h 07/2004→ Knorr SN7 →100 km/h	UA1162 UA1162 UA1162 UA1162 UA1164 UA1164	BCR144A BCR144A BCR144A BCR144A
			29 210 28,00 41 4	4	29 210	FCV1578BFE	438	250	118	28			
			29 053 30,00 41 4	4	29 053	FCV1583B		250	118	30			
			29 053 30,00 41 4	4	29 053	FCV1583B		250	118	30			
			29 156 30,00 41 4	4	29 156	FCV1656BFE	438	250	118	30			
			29 156 30,00 41 4	4	29 156	FCV1404BFE	438	250	118	30			
	R	29 253 30,00 41 4	4	29 253	FCV4296PTS		248	109	30	D3/Elsa1 →80 km/h D3/Elsa1 →100 km/h over size D3/Elsa1 →80 km/h over size D3/Elsa1 →100 km/h Opt, D-Elsa2 →80 km/h Opt, D-Elsa2 →100 km/h 07/2004→ Knorr SN7 →100 km/h	UA1162 UA1162 UA1162 UA1162 UA1164 UA1164	BCR144A BCR144A BCR144A BCR144A BCR181A	
		29 210 28,00 41 4	4	29 210	FCV1579BFE	438	250	118	28				
		29 210 28,00 41 4	4	29 210	FCV1578BFE	438	250	118	28				
		29 053 30,00 41 4	4	29 053	FCV1583B		250	118	30				
		29 053 30,00 41 4	4	29 053	FCV1583B		250	118	30				
		29 156 30,00 41 4	4	29 156	FCV1656BFE	438	250	118	30				
07/04→	F	29 156 30,00 41 4	4	29 156	FCV1656BFE	438	250	118	30	D-Elsa2 →80 km/h Opt, D-Elsa2 →100 km/h	UA1164 UA1164	BCR144A BCR144A	
		29 156 30,00 41 4	4	29 156	FCV1404BFE	438	250	118	30				
	R	29 156 30,00 41 4	4	29 156	FCV1656BFE	438	250	118	30	D-Elsa2 →80 km/h Opt, D-Elsa2 →100 km/h	UA1164 UA1164	BCR144A BCR144A	
		29 156 30,00 41 4	4	29 156	FCV1404BFE	432	250	118	30				

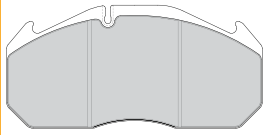
## NM-Series:

NM 222, NM 223 162kW	02/96→	F	29 210 28,00 41 4	4	29 210	FCV1579BFE	438	250	118	28	D3/Elsa1 →80 km/h D3/Elsa1 →100 km/h over size D3/Elsa1 →80 km/h over size D3/Elsa1 →100 km/h Opt, D-Elsa2 →80 km/h Opt, D-Elsa2 →100 km/h 07/2004→ Knorr SN7 →100 km/h	UA1162 UA1162 UA1162 UA1162 UA1164 UA1164	BCR144A BCR144A BCR144A BCR144A
			29 210 28,00 41 4	4	29 210	FCV1578BFE	438	250	118	28			
			29 053 30,00 41 4	4	29 053	FCV1583B		250	118	30			
			29 053 30,00 41 4	4	29 053	FCV1583B		250	118	30			
			29 156 30,00 41 4	4	29 156	FCV1656BFE	438	250	118	30			
			29 156 30,00 41 4	4	29 156	FCV1404BFE	438	250	118	30			
07/04→	F	29 253 30,00 41 4	4	29 253	FCV4296PTS		248	109	30	D-Elsa2 →80 km/h	UA1164	BCR144A	
		29 156 30,00 41 4	4	29 156	FCV1656BFE	438	250	118	30				
NM 222, NM 223 162kW	07/04→	F	29 156 30,00 41 4	4	29 156	FCV1404BFE	438	250	118	30	D-Elsa →100km/h	UA1164	BCR144A

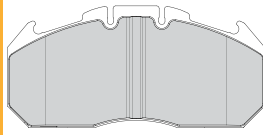
## NM-Series:

NM 152 NM 182 NM 192	05/90→03/97	F	17 017 16,00 60 8	8	17 017	GG/217/1	360	173	143	▶16,0	93058		
		R	19 177 16,00 60 8	8	19 177	GG/218/1	360	173	160	▶16,0	93058		
NM222, NM223	07/04→	R	19 496 17,00 00 8	8	19 496	MP/36/2	410	177	223	▶17,0	93059	UA1205	
NM222, 223	02/96→06/04	R	19 496 17,00 00 8	8	19 496	MP/36/2	410	177	223	▶17,0	93059	UA1205	

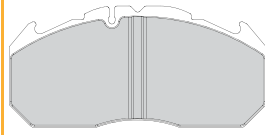
**29 053 30,00 41 4**  
4567, 4568 MER D3/D-ELSA 1



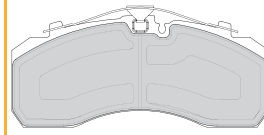
**29 156 30,00 41 4**  
4567, 4568 MER D-ELSA 2



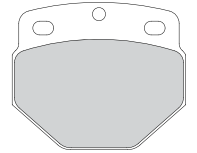
**29 210 28,00 41 4**  
4567, 4568 MER D3/D-ELSA 1



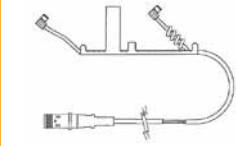
**29 253 30,00 41 4**  
4550 KNR SB/SN7



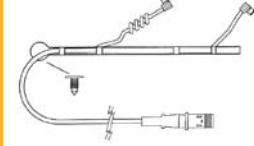
**29 747 32,00 40 8**  
1721 KNR K 85



**UAI162** ↔ 400mm  
📦 2



**UAI164** ↔ 290mm  
📦 2



**UAI202** ↔ 195mm  
📦 4



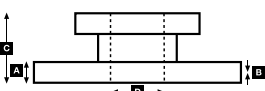
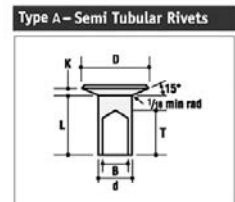
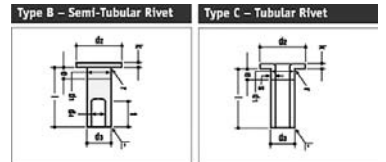
**UAI205** ↔ 205mm  
📦 2



		$\varnothing$	<b>A</b>	<b>B</b>	<b>C</b>	<b>D</b>		Kg	
<b>BCR144A</b>		438	45.0	35.0	135	200	10xM16	36.0	
<b>BCR181A</b>		432	45.0	38.0	130	131	12x19 3xM12	36.0	
<b>FCR100A</b>		460	48.0	40.0	119	170	10xM16	34.0	



Rivet Ref	Head Size	Shank $\varnothing$ x Shank Length	Drawing type	Head Shape	T = tubular S = semi-tubular	Material	Material Description
<b>93058</b>	15.5	08x15	Type C	Flat	T (stepped)	STEEL	1 x FM RIVETS BAG INCLUDES 100 PCS
<b>93059</b>	15.5	08x18	Type C	Flat	T (stepped)	STEEL	1 x FM RIVETS BAG INCLUDES 100 PCS
<b>93060</b>	15.5	08x20	Type C	Flat	T (stepped)	STEEL	1 x FM RIVETS BAG INCLUDES 100 PCS





# WVA



!



## ...MAN

## NU

NU 263, 313, NU 313 15M, NU 353 15M 191-257kW	09/96→	F	29 210 28,00 41 4	4	29 210	FCV1579BFE	438	250	118	28	D3/Elsa1 →80 km/h	UAI162	BCR144A
			29 210 28,00 41 4	4	29 210	FCV1578BFE	438	250	118	28	D3/Elsa1 →100 km/h	UAI162	BCR144A
			29 053 30,00 41 4	4	29 053	FCV1583B		250	118	30	over size D3/Elsa1 →80 km/h	UAI162	
			29 053 30,00 41 4	4	29 053	FCV1583B		250	118	30	over size D3/Elsa1 →100 km/h	UAI162	
			29 156 30,00 41 4	4	29 156	FCV1656BFE	438	250	118	30	Opt, D-Elsa2 →80 km/h	UAI164	BCR144A
			29 156 30,00 41 4	4	29 156	FCV1404BFE	438	250	118	30	Opt, D-Elsa2 →100 km/h	UAI164	BCR144A
	29 253 30,00 41 4	4	29 253	FCV4296PTS		248	109	30	07/2004 → Knorr SN7 →100 km/h				
	07/04→	R	29 210 28,00 41 4	4	29 210	FCV1579BFE	438	250	118	28	D3/Elsa1 →80 km/h	UAI162	BCR144A
			29 210 28,00 41 4	4	29 210	FCV1578BFE	438	250	118	28	D3/Elsa1 →100 km/h	UAI162	BCR144A
			29 053 30,00 41 4	4	29 053	FCV1583B		250	118	30	over size D3/Elsa1 →80 km/h	UAI162	
			29 053 30,00 41 4	4	29 053	FCV1583B		250	118	30	over size D3/Elsa1 →100 km/h	UAI162	
			29 156 30,00 41 4	4	29 156	FCV1656BFE	438	250	118	30	Opt, D-Elsa2 →80 km/h	UAI164	BCR144A
29 156 30,00 41 4			4	29 156	FCV1404BFE	432	250	118	30	Opt, D-Elsa2 →100 km/h	UAI164	BCR144A	
29 253 30,00 41 4	4	29 253	FCV4296PTS	432	248	109	30	07/2004 → Knorr SN7 →100 km/h		BCR181A			
	F	29 156 30,00 41 4	4	29 156	FCV1656BFE	438	250	118	30	Opt, D-Elsa2 →80 km/h	UAI164	BCR144A	

## Regal/Regent

	01/57→12/68	F	29 013 21,50 41 5*	4	29 013	FCV668	354	183	87	21	*use/verwenden FCV668		BCR126A
--	-------------	---	--------------------	---	--------	--------	-----	-----	----	----	-----------------------	--	---------

## Regal/Regent

	01/57→12/68	R	19 255 17,50 60 3	2	19 255	RN/102/1	360	256	170	▶17,5		93234	
				2	19 259	RN/103/1	360	349	170	▶17,5		93059	

## SD / SL / NL-Series:

NL 202 157kW /214PS NL 313	09/89→04/94	F	19 579 18,00 00 6	4	19 706	MB/74/1	410	173	163	▶18,0		93060	UAI202	
	07/98→			4	19 579	MB/75/1	410	214	163	▶18,0		93060		
SD 202 155kW /211PS SL 200 SL 202	10/85→04/94	R	19 581 18,00 00 6	4	19 707	MB/76/1	410	173	223	▶18,0		93060	UAI202	
	04/86→			4	19 581	MB/77/1	410	214	223	▶18,0		93060		
	06/84→04/94													

## SD / SL-Series:

SD 200	04/74→12/86	F	19 713 17,00 00 8	8	19 713	MP/31/3	410	175	163	▶17,0		93059	UAI205	
SD 202	08/75→03/86	R	19 496 17,00 00 8	8	19 496	MP/36/2	410	177	223	▶17,0		93059	UAI205	
SL 200	05/80→04/87													
SL 202	08/75→03/86													

## SG / NG-Series:

NG 262/272	1990→07/98	F	19 579 18,00 00 6	4	19 706	MB/74/1	410	173	163	▶18,0		93060	UAI202	
NG 312	09/95→07/98			4	19 579	MB/75/1	410	214	163	▶18,0		93060		
SG 240 H 213kW /290PS	11/84→04/94	R	19 581 18,00 00 6	4	19 707	MB/76/1	410	173	223	▶18,0		93060	UAI202	
SG 242	09/85→04/94			4	19 581	MB/77/1	410	214	223	▶18,0		93060		
SG 242 H	04/86→	R	19 579 18,00 00 6	4	19 706	MB/74/1	410	173	163	▶18,0	Auxiliary axle	93060	UAI202	
SG 280				4	19 579	MB/75/1	410	214	163	▶18,0		93060		
SG 282	09/85→													
SG 292														
SG 292 H 213kW /290PS	11/84→09/89													

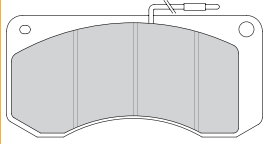
## SG-Series:

SG 220 177kW /241PS	07/76→01/86	F	19 713 17,00 00 8	8	19 713	MP/31/3	410	175	163	▶17,0		93059	UAI205	
SG 240 HÜ	05/80→01/86	R	19 496 17,00 00 8	8	19 496	MP/36/2	410	177	223	▶17,0		93059	UAI205	
SG 242	→03/86			8	19 713	MP/31/3	410	175	163	▶17,0	Trailing axle	93059	UAI205	
SG 242 H 177kW /241PS	05/80→01/86													
SG 280	→03/86													
SG 282														

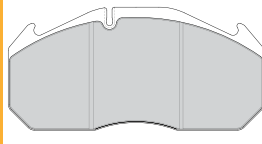
## SM-Series:

SM 152	11/87→04/94	F	17 017 16,00 60 8	8	17 017	GG/217/1	360	173	143	▶16,0		93058		
SM 182	11/87→02/95	F	19 708 16,25 00 5	6	19 708	GG/232/1	360	174	183	▶16,25	1995→ Opt	93058		
		R	19 713 17,00 00 8	2	19 867	GG/232/2	360	174	183	▶16,25	with w.hole	93058		
SM 192	11/87→02/95	R	19 177 16,00 60 8	8	19 177	GG/218/1	360	173	160	▶16,0		93058		
		R	19 708 16,25 00 5	6	19 708	GG/232/1	360	174	183	▶16,25	1995→ Opt	93058		
				2	19 867	GG/232/2	360	174	183	▶16,25	with w.hole	93058		

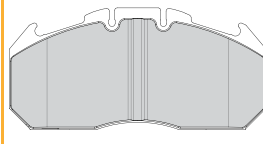
**29 013 21,50 41 5\***  
1708 S.E.E. 2 x 67



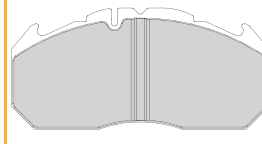
**29 053 30,00 41 4**  
4567, 4568 MER D3/D-ELSA 1



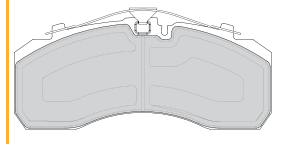
**29 156 30,00 41 4**  
4567, 4568 MER D-ELSA 2



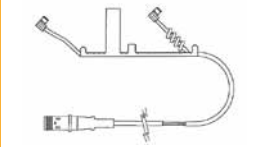
**29 210 28,00 41 4**  
4567, 4568 MER D3/D-ELSA 1



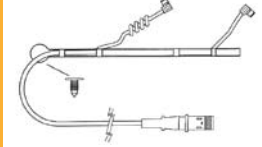
**29 253 30,00 41 4**  
4550 KNR SB/SN7



**UAI162** ↔ 400mm  
📦 2



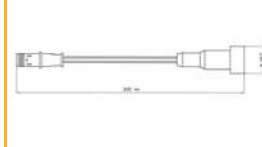
**UAI164** ↔ 290mm  
📦 2



**UAI202** ↔ 195mm  
📦 4



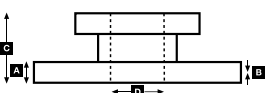
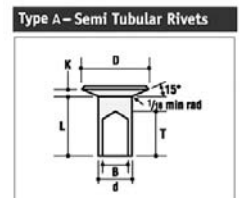
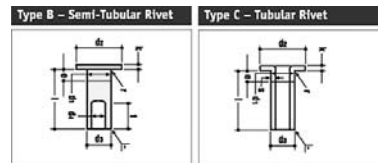
**UAI205** ↔ 205mm  
📦 2



				<b>A</b>	<b>B</b>	<b>C</b>	<b>D</b>		<b>Kg</b>	
<b>BCR126A</b>			354	30.0	26.0	82	128	10x12,4	14.2	
<b>BCR144A</b>			438	45.0	35.0	135	200	10xM16	36.0	
<b>BCR181A</b>			432	45.0	38.0	130	131	12x19 3xM12	36.0	

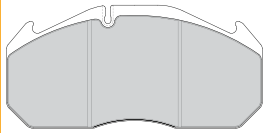


Rivet Ref	Head Size	Shank Ø x Shank Length	Drawing type	Head Shape	T = tubular S = semi-tubular	Material	Material Description
<b>93058</b>	15.5	08x15	Type C	Flat	T (stepped)	STEEL	1 x FM RIVETS BAG INCLUDES 100 PCS
<b>93059</b>	15.5	08x18	Type C	Flat	T (stepped)	STEEL	1 x FM RIVETS BAG INCLUDES 100 PCS
<b>93060</b>	15.5	08x20	Type C	Flat	T (stepped)	STEEL	1 x FM RIVETS BAG INCLUDES 100 PCS
<b>93234</b>	9.5	05x12	Type B	Flat	S	STEEL	1 x FM RIVETS BAG INCLUDES 100 PCS

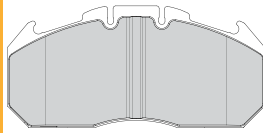




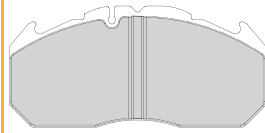
**29 053 30,00 41 4**  
4567, 4568 MER D3/D-ELSA 1



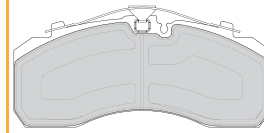
**29 156 30,00 41 4**  
4567, 4568 MER D-ELSA 2



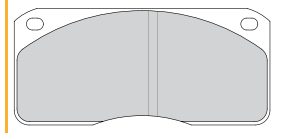
**29 210 28,00 41 4**  
4567, 4568 MER D3/D-ELSA 1



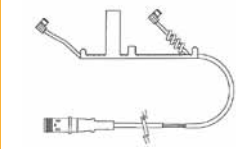
**29 253 30,00 41 4**  
4550 KNR SB/SN7



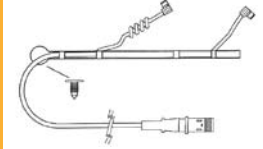
**29 302 21,90 40 4**  
1720 MER 2x68



**UAI162** ↔ 400mm  
2



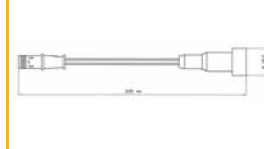
**UAI164** ↔ 290mm  
2



**UAI202** ↔ 195mm  
4



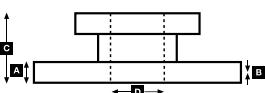
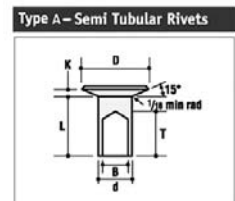
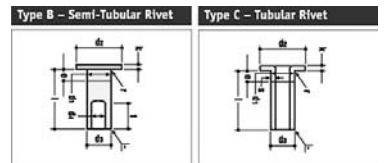
**UAI205** ↔ 205mm  
2



			A	B	C	D		Kg		
<b>BCR122A</b>		324	30.0	27.0	111	165	12x13	13.0		
<b>BCR144A</b>		438	45.0	35.0	135	200	10xM16	36.0		
<b>BCR181A</b>		432	45.0	38.0	130	131	12x19 3xM12	36.0		



Rivet Ref	Head Size	Shank Ø x Shank Length	Drawing type	Head Shape	T = tubular S = semi-tubular	Material	Material Description
<b>93059</b>	15.5	08x18	Type C	Flat	T (stepped)	STEEL	1 x FM RIVETS BAG INCLUDES 100 PCS
<b>93060</b>	15.5	08x20	Type C	Flat	T (stepped)	STEEL	1 x FM RIVETS BAG INCLUDES 100 PCS
<b>93684</b>	12	L9	Type A	Conical	S	STEEL	1 x FM RIVETS BAG INCLUDES 100 PCS

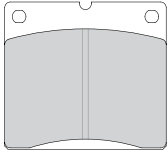




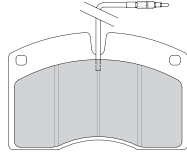




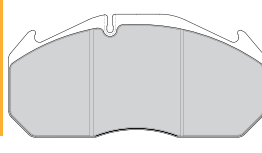
**29 063 21,50 41 4**  
1721 BRE



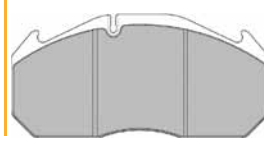
**29 072 19,20 41 8**  
1708 BRE



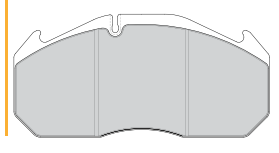
**29 083 28,00 41 4**  
3422 MER D3



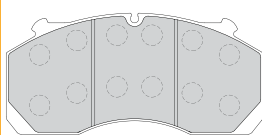
**29 083 28,00 42 4**  
3422 MER D3



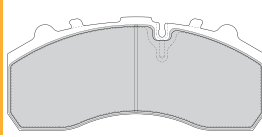
**29 084 30,00 41 4**  
3422 MER



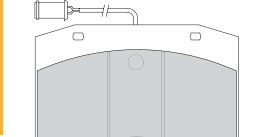
**29 150 30,00 41 4**  
4567 MER DX225



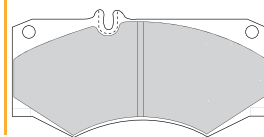
**29 179 30,00 41 4**  
4567 KNR SB/SN7



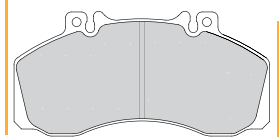
**29 186 20,00 41 6\***  
3450 BRE Bi-disc



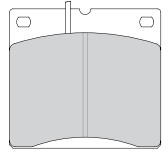
**29 784 18,00 40 4**  
1720



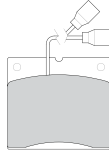
**29 835 22,00 40 4**  
3422



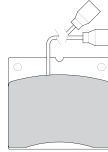
**FCV964**  
- BRE



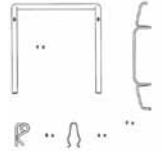
**FCV1053**  
- BRE



**FCV1916**  
- BRE



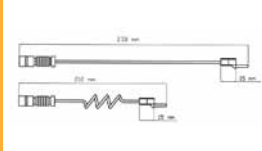
**K49.8556.9**



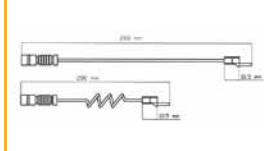
**UAI102** ↔ 95mm  
📦 4



**UAI103** ↔ 238mm  
📦 2+2



**UAI107** ↔ 280mm  
📦 2+2



**UAI200** ↔ 220mm  
📦 4



**UAI202** ↔ 195mm  
📦 4

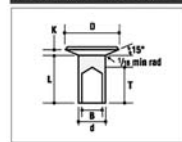


Part No.	Shank Ø	Shank Length	A	B	C	D	Head	Weight	Material	Notes
<b>BCR116A</b>	280	16.0	13.0	78.5	88	5x18 5x12,5	7.0	STEEL		
<b>BCR120A</b>	438	45.0	41.0	135	195	10xM14	33.5	STEEL		
<b>BCR127A</b>	350	30.0	26.0	73	145	16x12,1	13.0	STEEL		
<b>BCR145A</b>	430	45.0	37.0	132	211	10xM14	34.2	STEEL		
<b>BCR177A</b>	417	30.0	27.0	73	159	10x18,5	18.6	STEEL		
<b>FCR123A</b>	412	42.0	40.0	45	160	12	25.0	STEEL		

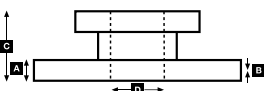
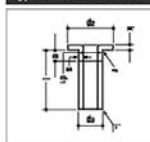


Rivet Ref	Head Size	Shank Ø x Shank Length	Drawing type	Head Shape	T = tubular S = semi-tubular	Material	Material Description
<b>93021</b>	7.5	04x10	Type C	Flat	T	STEEL	1 x FM RIVETS BAG INCLUDES 100 PCS
<b>93060</b>	15.5	08x20	Type C	Flat	T (stepped)	STEEL	1 x FM RIVETS BAG INCLUDES 100 PCS
<b>93067</b>	18	10x18	Type C	Flat	T	STEEL	1 x FM RIVETS BAG INCLUDES 100 PCS
<b>93683</b>	12	L8	Type A	Conical	S	STEEL	1 x FM RIVETS BAG INCLUDES 100 PCS

Type A - Semi Tubular Rivets



Type C - Tubular Rivet





# WVA



!

**...MERCEDES-BENZ****O 1114/O 1117/O 1120:**

O 1114, L (BM 675) 100kW/136PS O 1117, L (BM 676) 125kW/170PS O 1120, L (BM 677) 150kW/204PS	1984→	F	<b>17 290 13,40 00 6</b>	4	17 290	MB/98/2	360	172	130	▶13,4	→09/88	93058			
				4	17 950	MB/99/1	360	130	130	▶13,5		93058			
		F	<b>19 506 15,40 00 6</b>	4	19 844	MB/113/1	364	131	160	▶15,5	10/88→	93058	UAI202		
				4	19 506	MB/114/1	364	172	160	▶15,4		93058	UAI202		
			R	<b>17 290 13,40 00 6</b>	4	17 290	MB/98/2	360	172	130	▶13,4	→09/88	93058		
					4	17 950	MB/99/1	360	130	130	▶13,5		93058		
			R	<b>19 506 15,40 00 6</b>	4	19 844	MB/113/1	364	131	160	▶15,5	10/88→	93058	UAI202	
					4	19 506	MB/114/1	364	172	160	▶15,4		93058	UAI202	

**O 301:**

O 301 125kW /170PS	02/86→05/87	F	<b>19 506 13,40 00 6</b>	4	19 844	MB/104/1	360	130	160	▶13,5	→09/88	93058	UAI202			
				4	19 506	MB/105/2	360	172	160	▶13,4		93058	UAI202			
		F	<b>19 506 15,40 00 6</b>	4	19 844	MB/113/1	364	131	160	▶15,5	10/88→	93058	UAI202			
				4	19 506	MB/114/2	364	172	160	▶15,4		93058	UAI202			
		R	<b>19 506 13,40 00 6</b>	4	19 844	MB/104/1	360	130	160	▶13,5	→09/88	93058	UAI202			
						4	19 506	MB/105/2	360	172	160	▶13,4		93058	UAI202	
		R	<b>19 506 15,40 00 6</b>	4	19 844	MB/113/1	364	131	160	▶15,5	10/88→	93058	UAI202			
						4	19 506	MB/114/2	364	172	160	▶15,4		93058	UAI202	

**O 303:**

O 303	10/74→09/92	F	<b>19 579 18,00 00 6</b>	4	19 706	MB/74/1	410	173	163	▶18,0	With Compressed air brakes	93060	UAI202	
				4	19 579	MB/75/1	410	214	163	▶18,0		93060	UAI202	
		F	<b>17 795 18,00 00 6</b>	4	17 796	MB/82/1	410	216	143	▶18,0	With hydraulic brakes	93059		
				4	17 795	MB/83/1	410	172	143	▶18,0		93059		
		R	<b>19 581 18,00 00 6</b>	4	19 707	MB/76/1	410	173	223	▶18,0	With Compressed air brakes	93060	UAI202	
				4	19 581	MB/77/1	410	214	223	▶18,0		93060	UAI202	
		R	<b>19 579 18,00 00 6</b>	4	19 706	MB/74/1	410	173	163	▶18,0	With hydraulic brakes	93060	UAI202	
				4	19 579	MB/75/1	410	214	163	▶18,0		93060	UAI202	

**O 305/O 307:**

O 305 G 177kW /241PS O 305 ST O 307 155kW /210PS	02/78→05/87	F	<b>19 579 18,00 00 6</b>	4	19 706	MB/74/1	410	173	163	▶18,0		93060	UAI202	
				4	19 579	MB/75/1	410	214	163	▶18,0		93060	UAI202	
	01/69→05/87	R1	<b>19 581 18,00 00 6</b>	4	19 707	MB/76/1	410	173	223	▶18,0		93060	UAI202	
				4	19 581	MB/77/1	410	214	223	▶18,0		93060	UAI202	
	11/76→08/87	R2	<b>19 581 18,00 00 6</b>	4	19 707	MB/76/1	410	173	223	▶18,0	Articulated bus	93060	UAI202	
				4	19 581	MB/77/1	410	214	223	▶18,0		93060	UAI202	

**O 309:**

O 309	1966→	F	<b>15 349 09,00 60 3</b>	2	15 350	MB/69/1	300	288	70	9,0		93049		
				2	15 349	MB/70/1	300	245	70	9,0		93049		
		F	<b>15 580 12,00 60 3</b>	2	15 580	MB/94/1	304	244	98	12,0	10/77-(OM 352), 130 PS	93047		
				2	15 581	MB/95/1	304	286	98	12,0		93047		
		F	<b>17 409 12,00 60 4</b>	4	17 409	MB/93/1	304	248	135	12,0	Opt. 10/77-	93058		
		R	<b>15 349 09,00 60 3</b>	2	15 350	MB/69/1	300	288	70	9,0		93049		
				2	15 349	MB/70/1	300	245	70	9,0		93049		
		R	<b>15 580 12,00 60 3</b>	2	15 580	MB/94/1	304	244	98	12,0	10/77-(OM 352), 130 PS	93047		
				2	15 581	MB/95/1	304	286	98	12,0		93047		
		R	<b>17 409 12,00 60 4</b>	4	17 409	MB/93/1	304	248	135	12,0	Opt. 10/77-	93058		

**O 317:**

O 317 K 177kW /240PS O 317.2 (Chass. 317.231-10-00.4341-) 155kW / 210PS	1970→	F	<b>19 125 19,70 60 8</b>	8	19 125	MB/61/1	370	156	160	19,7		93059		
		R1	<b>19 466 19,40 60 8</b>	8	19 466	MB/58/3	370	156	220	19,4		93059		
		R2	<b>19 032 17,80 00 8</b>	8	19 032	BC/98/1	420	205	180	▶17,8	Trailing axle	93058		

**O 340:**

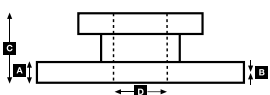
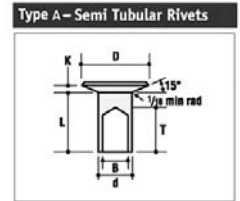
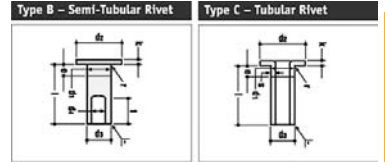
O 340, Turismo	01/91→08/95	F	<b>19 579 18,00 00 6</b>	4	19 706	MB/74/1	410	173	163	▶18,0		93060	UAI202	
				4	19 579	MB/75/1	410	214	163	▶18,0		93060	UAI202	
		R	<b>19 581 18,00 00 6</b>	4	19 707	MB/76/1	410	173	223	▶18,0		93060	UAI202	
				4	19 581	MB/77/1	410	214	223	▶18,0		93060	UAI202	



**UAI202** ↔ 195mm  
 4



Rivet Ref	Head Size	Shank Ø x Shank Length	Drawing type	Head Shape	T = tubular S = semi-tubular	Material	Material Description
<b>93047</b>	11.5	06x10	Type C	Flat	T	STEEL	1 x FM RIVETS BAG INCLUDES 100 PCS
<b>93049</b>	11.5	06x15	Type C	Flat	T	STEEL	1 x FM RIVETS BAG INCLUDES 100 PCS
<b>93058</b>	15.5	08x15	Type C	Flat	T (stepped)	STEEL	1 x FM RIVETS BAG INCLUDES 100 PCS
<b>93059</b>	15.5	08x18	Type C	Flat	T (stepped)	STEEL	1 x FM RIVETS BAG INCLUDES 100 PCS
<b>93060</b>	15.5	08x20	Type C	Flat	T (stepped)	STEEL	1 x FM RIVETS BAG INCLUDES 100 PCS





# WVA



!

**...MERCEDES-BENZ****0 340/350 - 0 404**

0 340/350 - 0 404 151-280kW	09/91→10/99	F	29 083 28,00 41 4	4	29 083	FCV760B	438	250	118	28	incl. heatshields over size	UAI107 FAC102 UAI107 UAI107 FAC102	BCR120A BCR120A	
			29 083 28,00 42 4	4	29 083		438	250	118	28				
			29 084 30,00 41 4	4	29 084	FCV1086B		250	118	30				
			R	29 083 28,00 41 4	4	29 083	FCV760B	438	250	118	28	incl. heatshields over size	UAI107 FAC102 UAI107 UAI107 FAC102	BCR120A BCR120A
				29 083 28,00 42 4	4	29 083		438	250	118	28			
				29 084 30,00 41 4	4	29 084	FCV1086B		250	118	30			

**0 402:**

0 402	02/86→12/91	F	19 506 15,40 00 6	4	19 844	MB/113/1	364	131	160	►15,5		93058 UAI202			
			19 506 15,40 00 6	4	19 506	MB/114/2	364	172	160	►15,4					
			19 506 15,40 00 6	4	19 844	MB/113/1	364	131	160	►15,5					
				R	19 506 15,40 00 6	4	19 844	MB/113/1	364	131	160	►15,5		93058 UAI202	
					19 506 15,40 00 6	4	19 506	MB/114/2	364	172	160	►15,4			
					19 506 15,40 00 6	4	19 506	MB/114/2	364	172	160	►15,4			

**0 405/0 407:**

0 405 G, GN, GTD	11/85→	F	19 579 18,00 00 6	4	19 706	MB/74/1	410	173	163	►18,0		93060 UAI202			
			19 579 18,00 00 6	4	19 579	MB/75/1	410	214	163	►18,0					
			19 581 18,00 00 6	4	19 707	MB/76/1	410	173	223	►18,0					
			19 581 18,00 00 6	4	19 581	MB/77/1	410	214	223	►18,0					
			19 581 18,00 00 6	4	19 707	MB/76/1	410	173	223	►18,0					
			19 581 18,00 00 6	4	19 581	MB/77/1	410	214	223	►18,0					
		0 405 ST, N 0 407	12/84→ 03/87→11/01	F	19 579 18,00 00 6	4	19 706	MB/74/1	410	173	163	►18,0		93060 UAI202	
					19 579 18,00 00 6	4	19 579	MB/75/1	410	214	163	►18,0			
					19 581 18,00 00 6	4	19 707	MB/76/1	410	173	223	►18,0			
				19 581 18,00 00 6	4	19 581	MB/77/1	410	214	223	►18,0				
				19 581 18,00 00 6	4	19 707	MB/76/1	410	173	223	►18,0				
				19 581 18,00 00 6	4	19 581	MB/77/1	410	214	223	►18,0				

**0 408:**

0 408 184kW /250PS	01/91→12/98	F	19 579 18,00 00 6	4	19 706	MB/74/1	410	173	163	►18,0		93060 UAI202	
			19 579 18,00 00 6	4	19 579	MB/75/1	410	214	163	►18,0			
			19 581 18,00 00 6	4	19 707	MB/76/1	410	173	223	►18,0			
		19 581 18,00 00 6	4	19 581	MB/77/1	410	214	223	►18,0				
		19 581 18,00 00 6	4	19 707	MB/76/1	410	173	223	►18,0				
		19 581 18,00 00 6	4	19 581	MB/77/1	410	214	223	►18,0				

**0 409 (5 to 7,5):**

0 409	01/86→	F	29 835 22,00 40 4	4	29 835	FVR501	304	175	85	22		UAI103	BCR118A
-------	--------	---	-------------------	---	--------	--------	-----	-----	----	----	--	--------	---------

**0 409 (5 to):**

		R	15 059 09,30 60 3	2	15 869	MB/107/1	300	237	87	9,3		93047 UAI201	
			15 059 09,30 60 3	2	15 059	MB/108/2	300	264	87	9,3			

**0 409 (6 to):**

		R	17 350 09,30 60 3	2	17 973	MB/100/1	300	237	102	9,3		93048 UAI201	
			17 350 09,30 60 3	2	17 350	MB/101/2	300	264	102	9,3			

**0 409 (7,5 to):**

		R	17 351 09,30 60 3	2	17 975	MB/117/1	300	237	122	9,3		93048 UAI201	
			17 351 09,30 60 3	2	17 351	MB/118/2	300	264	122	9,3			

**0 606/0 611/0 614:**

0 611 D 0 614 D		R	17 351 09,30 60 3	2	17 975	MB/117/1	300	237	122	9,3		93048 UAI201	
			17 351 09,30 60 3	2	17 351	MB/118/2	300	264	122	9,3		93048 UAI201	

**0 609/0 611/0 614:**

0 609 D, 0 611 D, 0 614 D		F	29 835 22,00 40 4	4	29 835	FVR501	324	175	85	22		UAI103	BCR119A
---------------------------	--	---	-------------------	---	--------	--------	-----	-----	----	----	--	--------	---------

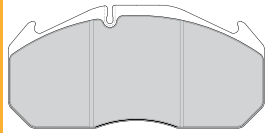
**0 814 (7,5 to):**

0 814, L (BM 674) 96kW/130PS	1984→	F	17 278 11,50 00 4	4	17 278	MB/96/2	304	258	105	►11,5	→6/87	93057 UAI202	
			17 278 13,50 00 4	4	17 278	MB/109/2	308	259	105	►13,5	7/87→		
		R	17 278 11,50 00 4	4	17 278	MB/96/2	304	258	105	►11,5	→6/87	93057 UAI202	
			17 278 13,50 00 4	4	17 278	MB/109/2	308	259	105	►13,5	7/87→		
			17 278 11,50 00 4	4	17 278	MB/96/2	304	258	105	►11,5	→6/87 Opt		
			17 278 13,50 00 4	4	17 278	MB/109/2	308	259	105	►13,5	7/87 Opt		

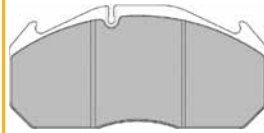
**0 814 (8/8,6 to):**

0 814, L 96kW /130PS	1984→	F	17 280 11,50 00 4	4	17 280	MB/97/2	304	258	120	►11,5	→6/87	93057 UAI202	
			17 280 13,50 00 4	4	17 280	MB/110/2	308	259	120	►13,5	7/87→		
		R	17 278 11,50 00 4	4	17 278	MB/96/2	304	258	105	►11,5	→6/87	93057 UAI202	
			17 280 13,50 00 4	4	17 280	MB/110/2	308	259	120	►13,5	→6/87 Opt		
			17 278 13,50 00 4	4	17 278	MB/109/2	308	259	105	►13,5	7/87→		
			17 280 13,50 00 4	4	17 280	MB/110/2	308	259	120	►13,5	7/87 Opt		

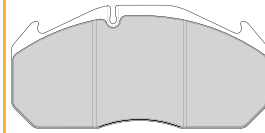
**29 083 28,00 41 4**  
3422 MER D3



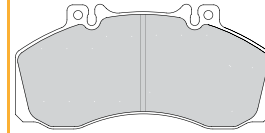
**29 083 28,00 42 4**  
3422 MER D3




**29 084 30,00 41 4**  
3422 MER



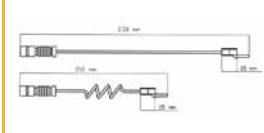
**29 835 22,00 40 4**  
3422



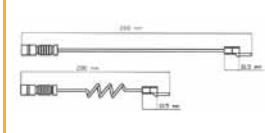
**FAC102**



**UAI103** ↔ 238mm  
2+2



**UAI107** ↔ 280mm  
2+2



**UAI201** ↔ 260mm  
4



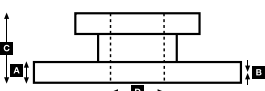
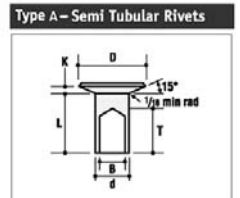
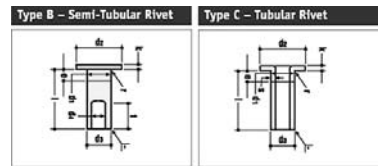
**UAI202** ↔ 195mm  
4



				<b>A</b>	<b>B</b>	<b>C</b>	<b>D</b>		<b>Kg</b>	
<b>BCR118A</b>			304	30.0	26.0	91	118	6xM12	10.5	
<b>BCR119A</b>			324	30.0	26.0	91	118	6xM12	11.0	
<b>BCR120A</b>			438	45.0	41.0	135	195	10xM14	33.5	



Rivet Ref	Head Size	Shank Ø x Shank Length	Drawing type	Head Shape	T = tubular S = semi-tubular	Material	Material Description
<b>93047</b>	11.5	06x10	Type C	Flat	T	STEEL	1 x FM RIVETS BAG INCLUDES 100 PCS
<b>93048</b>	11.5	06x12	Type C	Flat	T	STEEL	1 x FM RIVETS BAG INCLUDES 100 PCS
<b>93057</b>	15.5	08x12	Type C	Flat	T (stepped)	STEEL	1 x FM RIVETS BAG INCLUDES 100 PCS
<b>93058</b>	15.5	08x15	Type C	Flat	T (stepped)	STEEL	1 x FM RIVETS BAG INCLUDES 100 PCS
<b>93060</b>	15.5	08x20	Type C	Flat	T (stepped)	STEEL	1 x FM RIVETS BAG INCLUDES 100 PCS





# WVA



!



## ...MERCEDES-BENZ

O 817:

O 817, L (BM 676) 125kW /170PS	1984→	F	17 280 11,50 00 4	4	17 280	MB/97/2	304	258	120	▶11,5	→6/87	93057	UAI202	
		F	17 280 13,50 00 4	4	17 280	MB/110/2	308	259	120	▶13,5	7/87→	93057	UAI202	
		R	17 287 11,50 00 4	4	17 287	MB/102/2	304	258	135	▶11,5	→6/87	93057	UAI202	
			17 280 11,50 00 4	4	17 280	MB/97/2	304	258	120	▶11,5	→6/87 Opt	93057	UAI202	
			17 287 13,50 00 4	4	17 287	MB/115/2	308	257	135	▶13,5	7/87→	93057	UAI202	
			17 280 13,50 00 4	4	17 280	MB/110/2	308	259	120	▶13,5	7/87-Opt	93057	UAI202	

## Sprinter Mini Bus (3,5 to)

Sprinter	F	21 576 19,00 40 3	4	21 576	FVR1038	276	156	65	19					BCR228A
	R	21 592 18,80 40 3	4	21 592	FVR1045	272	156	55	19					BCR229A
		23 021 18,60 40 4*	4	23 021	FVR1306	272	126	63	19	01/98→, * use/verwenden FVR1306				BCR229A

## Sprinter Mini Bus (4,6 to)

Sprinter	F	29 153 19,70 40 4	4	29 153	FVR1879	276	165	73	19▶7			FWI278	BCR228A
	R	29 153 19,70 40 4	4	29 153	FVR1879	272	165	73	19▶7			FWI278	BCR229A

## Tourino (O 510)

Tourino 180-205kW	10/03→	F	29 197 30,00 41 4	4	29 197	FCV1275BFE	377	211	93	30				BCR189A
		R	29 197 30,00 41 4	4	29 197	FCV1275BFE	377	211	93	30				BCR206A

## Tourismo (O 350)

Tourismo 250-310kW	08/95→	F	29 083 28,00 41 4	4	29 083	FCV760B	438	250	118	28			UAI107 FAC102	BCR120A
			29 083 28,00 42 4	4	29 083		438	250	118	28	incl. heatshields over size		UAI107	BCR120A
			29 084 30,00 41 4	4	29 084	FCV1086B		250	118	30			UAI107 FAC102	
		R	29 083 28,00 41 4	4	29 083	FCV760B	438	250	118	28			UAI107 FAC102	BCR120A
			29 083 28,00 42 4	4	29 083		438	250	118	28	incl. heatshields over size		UAI107	BCR120A
			29 084 30,00 41 4	4	29 084	FCV1086B		250	118	30			UAI107 FAC102	
Tourismo RHD, SHD 250-310kW	09/03→	F	29 253 30,00 41 4	4	29 253	FCV4296PTS	430	248	108	30			UAI134	BCR145A
	08/95→	R	29 253 30,00 41 4	4	29 253	FCV4296PTS	430	248	108	30				BCR145A

## Travego (O 580)

15 RH/RHD, 17 RHD 260-350kW	10/99→	F	29 253 30,00 41 4	4	29 253	FCV4296PTS	430	248	108	30				BCR145A
		R	29 253 30,00 41 4	4	29 253	FCV4296PTS	430	248	108	30				BCR145A
			29 253 30,00 41 4	4	29 253	FCV4296PTS	430	248	108	30	trailing axle			

## Vario Minibus

O 810, 812, 814, 815	09/96→	F	29 835 21,70 40 4	4	29 835	FVR1522	304	175	85	22			UAI103	BCR162A
							324							BCR163A
		R	29 835 21,70 40 4	4	29 835	FVR1522	304	175	85	22			UAI103	BCR164A
						324							BCR165A	

## MOSELEY

### Drawbar Trailer

NVDB	1978→	All	19 604 14,80 60 6	4	19 604	RW/9/3	311	126	190	▶14,8		93685		
					19 605	RW/13/3	311	158	190	▶16,1		93685		

### Drop Frame

NVSL 32.5 tons gross	1978→	All	19 604 14,80 60 6	4	19 604	RW/9/3	311	126	190	▶14,8		93685		
					19 605	RW/13/3	311	158	190	▶16,1		93685		

### Low Rider

36 ton GVW	1978→	F	19 369 18,70 80 6	4	19 369	FU/4/4	419	189	219	▶18,7		93685		
						19 370	FU/5/4	419	192	219	▶19,3		93685	
		R	19 369 18,70 80 6	4	19 369	FU/4/4	419	189	219	▶18,7		93685		
						19 370	FU/5/4	419	192	219	▶19,3		93685	

## NEOPLAN

### All

Neoplan-Bus for Knorr-Brake pads N 8008		F	29 747 32,00 40 8	8	29 747	FCV594	460	140	121	32				FCR100A
			29 055 22,00 40 4	4	29 055	FCV987		176	83	22				
		R	29 055 22,00 40 4	4	29 055	FCV987		176	83	22				

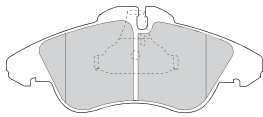




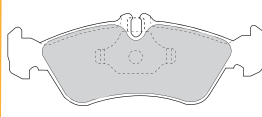
# MERCEDES-BENZ - NEOPLAN

MERCEDES-BENZ - NEOPLAN

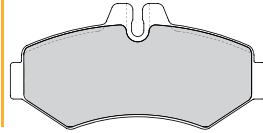
**21 576 19,00 40 3**  
4507



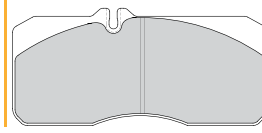
**21 592 18,80 40 3**  
4507



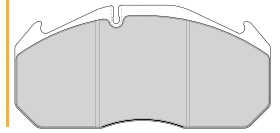
**23 021 18,60 40 4\***  
4801



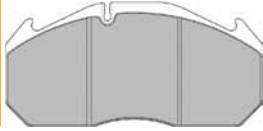
**29 055 22,00 40 4**  
4551 WAB 1000 V-G



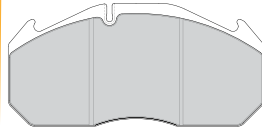
**29 083 28,00 41 4**  
3422 MER D3



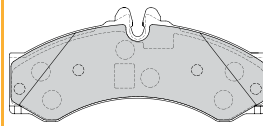
**29 083 28,00 42 4**  
3422 MER D3



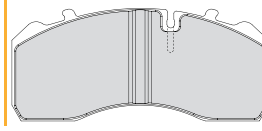
**29 084 30,00 41 4**  
3422 MER



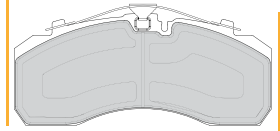
**29 153 19,70 40 4**  
4020



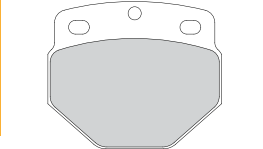
**29 197 30,00 41 4**  
4550 KNR SB/SN6



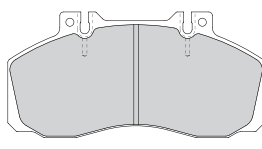
**29 253 30,00 41 4**  
4550 KNR SB/SN7




**29 747 32,00 40 8**  
1721 KNR K 85



**29 835 21,70 40 4**  
4027



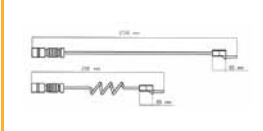
**FAC102**  
1



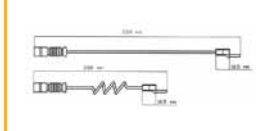
**FWI278** ↔ 189mm  
2



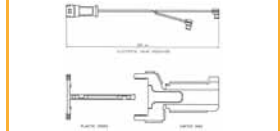
**UAI103** ↔ 238mm  
2+2



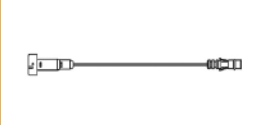
**UAI107** ↔ 280mm  
2+2



**UAI134** ↔ 355mm  
2



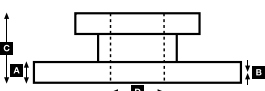
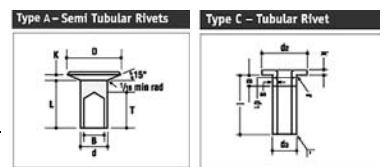
**UAI202** ↔ 195mm  
4



BCR120A	BCR145A	BCR162A	BCR163A	BCR164A	BCR165A	BCR189A	BCR206A	BCR228A	BCR229A	FCR100A		
438	430	304	324	304	324	377	377	276	272	460		
45.0	45.0	30.0	30.0	30.0	30.0	45.0	45.0	22.0	16.0	48.0		
41.0	37.0	26.0	26.0	26.0	26.0	37.0	38.0	19.0	14.0	40.0		
135	132	91	91	120	120	134	159	77	96	119		
195	211	118	118	157	157	105.7	230	85	85	170		
10xM14	10xM14	6xM12	6xM12	6xM12	6xM12	14x14,5	8x23 2x10,5 5xM6	5x15 1x9/17 1x16/23	5x15 1x9/17 1x16/23	10xM16		
33.5	34.2	10.5	11.0	11.4	12.2	24.0	27.0	6.8	6.9	34.0		
							✓					



Rivet Ref	Head Size	Shank Ø x Shank Length	Drawing type	Head Shape	T = tubular S = semi-tubular	Material	Material Description
<b>93057</b>	15.5	08x12	Type C	Flat	T (stepped)	STEEL	1 x FM RIVETS BAG INCLUDES 100 PCS
<b>93685</b>	12	L10	Type A	Conical	S	STEEL	1 x FM RIVETS BAG INCLUDES 100 PCS





# WVA



!

**...NEOPLAN****All**

Neoplan-Bus for Eaton-axle	F	<b>19 896 18,00 00 8</b>	8	19 896	AX/14/6	419	196	178	18,0		93683	
	R	<b>19 896 18,00 00 8</b>	8	19 896	AX/14/6	419	196	178	18,0		93683	

**Centroliner:**

N 4411, N 4416, N 4420, N 4421, N 4407, N 4410, N 4413, N 4414, N 4426/3 162-257kW N 4411 N 4413 N 4414 N 4416 N 4420/3 N 4421/3 N 4426/3	10/98→	F	<b>29 179 30,00 41 4</b>	4	29 179	FCV1598BFE	430	248	109	30		UA1130	
	R	<b>29 179 30,00 41 4</b>	4	29 179	FCV1598BFE	430	248	109	30			UA1130	<b>BCR168A</b>

**Cityliner:**

N 116 228-267kW	09/90→	F	<b>29 179 30,00 41 4</b>	4	29 179	FCV1598BFE	430	248	109	30		UA1130	<b>BCR168A</b>
N 116, N 116/3 HC 272-338kW	09/90→	F	<b>29 179 30,00 41 4</b>	4	29 179	FCV1598BFE	430	248	109	30		UA1130	<b>BCR168A</b>

**Cityliner:**

N 116 158kW /215PS N 116/3 188kW /256PS	1974→	F	<b>17 263 18,30 60 6</b>	4	17 263	DF/22/3	419	209	127	▶18,3	DAF-axle N 120	93685			
			<b>19 579 18,00 00 6</b>	4	17 264	DF/23/3	419	216	127	▶18,8	Merc Axle V04/11DL-7	93685			
					<b>19 579 18,00 00 6</b>	4	19 706	MB/74/1	410	173	163	▶18,0		93060	UA1202
					<b>19 579 18,00 00 6</b>	4	19 579	MB/75/1	410	214	163	▶18,0		93060	
			R	<b>19 256 18,30 60 6</b>	4	19 256	DF/16/2	419	208	178	▶18,3	DAF-axle 2250	93685		
				<b>19 581 18,00 00 6</b>	4	19 260	DF/17/2	419	216	178	▶18,8		93685		
				<b>19 581 18,00 00 6</b>	4	19 707	MB/76/1	410	173	223	▶18,0	Merc Axle H07/DL10	93060	UA1202	
				<b>19 581 18,00 00 6</b>	4	19 581	MB/77/1	410	214	223	▶18,0		93060		
N 116 H N 116/3 N 116/3H	1992→	R	<b>19 699 17,55 00 5</b>	2	19 847	PB/18/1	410	192	220	▶17,55		93067			
			<b>19 699 17,55 00 5</b>	2	19 699	PB/18/2	410	192	220	▶17,55		93067			
			<b>19 699 17,55 00 5</b>	4	19 848	PB/19/1	410	192	220	▶17,45		93067			

**Euroliner:**

N 316 SHD	F	<b>29 179 30,00 41 4</b>	4	29 179	FCV1598BFE	430	248	109	30			UA1130	<b>BCR168A</b>
	R	<b>29 179 30,00 41 4</b>	4	29 179	FCV1598BFE	430	248	109	30			UA1130	<b>BCR168A</b>

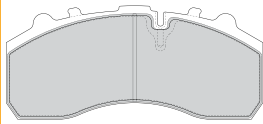
**Jetliner:**

N 208 140-169kW	09/90→	F	<b>29 179 30,00 41 4</b>	4	29 179	FCV1598BFE	430	248	109	30			<b>BCR168A</b>
	R	<b>29 179 30,00 41 4</b>	4	29 179	FCV1598BFE	430	248	109	30				<b>BCR168A</b>
N 212 H N 213 H, SHD N 214 H	01/74→	F	<b>29 179 30,00 41 4</b>	4	29 179	FCV1598BFE	430	248	109	30		UA1130	<b>BCR168A</b>

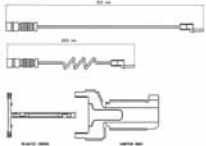
**Jetliner:**

N 208 96kW /130PS N 210 96kW /130PS	1974→	F	<b>17 297 15,00 60 8</b>	8	17 297	MB/67/1	418	213	100	15,0		93058	
		R	<b>17 298 15,00 60 8</b>	8	17 298	MB/68/1	418	213	120	15,0		93058	
N 212 N 213 N 312 N 313 N 412 N 413	1974→1992	F	<b>17 286 10,00 60 8</b>	8	17 286	BC/1/1	440	190	100	10,0		93059	
	1974→	F	<b>19 125 19,70 60 8</b>	8	19 125	MB/61/1	370	156	160	19,7	Merc Axle	93059	
		R	<b>19 466 19,40 60 8</b>	8	19 466	MB/58/3	370	156	220	19,4		93059	
N 213 H, SHD N 214 H	1992→	R	<b>19 699 17,55 00 5</b>	2	19 847	PB/18/1	410	192	220	▶17,55		93067	
			<b>19 699 17,55 00 5</b>	2	19 699	PB/18/2	410	192	220	▶17,55		93067	
			<b>19 699 17,55 00 5</b>	4	19 848	PB/19/1	410	192	220	▶17,45		93067	
N 214 N 216 N 218 N 314 N 316 N 414 N 416	1974→1992	F	<b>17 286 10,00 60 8</b>	8	17 286	BC/1/1	440	190	100	10,0	DAF-axle N 120	93059	
	<b>17 263 18,30 60 6</b>		4	17 263	DF/22/3	419	209	127	▶18,3		93685		
	<b>19 579 18,00 00 6</b>		4	17 264	DF/23/3	419	216	127	▶18,8		93685		
	<b>19 579 18,00 00 6</b>		4	19 706	MB/74/1	410	173	163	▶18,0	Merc Axle V04/11DL-7	93060	UA1202	
	1974→1982	R	<b>19 256 18,30 60 6</b>	4	19 579	MB/75/1	410	214	163	▶18,0		93060	
	<b>19 581 18,00 00 6</b>		4	19 256	DF/16/2	419	208	178	▶18,3	DAF-axle 2250	93685		
	<b>19 581 18,00 00 6</b>		4	19 260	DF/17/2	419	216	178	▶18,8		93685		
	<b>19 581 18,00 00 6</b>		4	19 707	MB/76/1	410	173	223	▶18,0	Merc Axle H07/DL10	93060	UA1202	
			<b>19 581 18,00 00 6</b>	4	19 581	MB/77/1	410	214	223	▶18,0		93060	

**29 179 30,00 41 4**  
4567 KNR SB/SN7



**UAI130** ↔ 310mm  
2+2



**UAI202** ↔ 195mm  
4



**BCR168A**



430

A 45.0

B 37.0

C 131

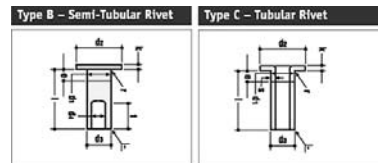
D 203

10xM16

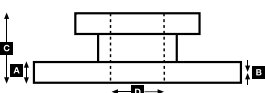
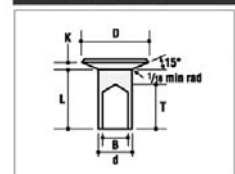
Kg 34.4



Rivet Ref	Head Size	Shank Ø x Shank Length	Drawing type	Head Shape	T = tubular S = semi-tubular	Material	Material Description
<b>93058</b>	15.5	08x15	Type C	Flat	T (stepped)	STEEL	1 x FM RIVETS BAG INCLUDES 100 PCS
<b>93059</b>	15.5	08x18	Type C	Flat	T (stepped)	STEEL	1 x FM RIVETS BAG INCLUDES 100 PCS
<b>93060</b>	15.5	08x20	Type C	Flat	T (stepped)	STEEL	1 x FM RIVETS BAG INCLUDES 100 PCS
<b>93067</b>	18	10x18	Type C	Flat	T	STEEL	1 x FM RIVETS BAG INCLUDES 100 PCS
<b>93683</b>	12	L8	Type A	Conical	S	STEEL	1 x FM RIVETS BAG INCLUDES 100 PCS
<b>93685</b>	12	L10	Type A	Conical	S	STEEL	1 x FM RIVETS BAG INCLUDES 100 PCS



Type A - Semi Tubular Rivets





# WVA



!

**...NEOPLAN****...Jetliner:**

N 326 188kW /256PS N 426 188kW /256PS	1974→	F	19 579 18,00 00 6	4	19 706	MB/74/1	410	173	163	▶18,0		93060	UAI202	
			19 579	MB/75/1	410	214	163	▶18,0		93060				
		R	19 581 18,00 00 6	4	19 707	MB/76/1	410	173	223	▶18,0		93060	UAI202	
			19 581	MB/77/1	410	214	223	▶18,0		93060				
N 407 100kW /136PS N 409 100kW /136PS		F	19 225 14,00 60 4	4	19 225	FI/124/2	360	318	170	14,0	10/85→	93059		
			17 900 12,10 60 3	2	17 900	MP/39/1	325	301	147	12,1	→09/85	93057		
		R	19 225 14,00 60 4	2	17 901	MP/40/1	325	251	147	12,1		93057		
			19 225	FI/124/2	360	318	170	14,0	10/85→	93059				
N 416	1983→	F	19 849 17,55 00 6	4	19 849	PB/16/1	410	192	160	▶17,55		93067		
			19 850	PB/17/1	410	192	160	▶17,45		93067				
		R	19 699 17,55 00 5	2	19 847	PB/18/1	410	192	220	▶17,55		93067		
			19 699	PB/18/2	410	192	220	▶17,55		93067				
			19 848	PB/19/1	410	192	220	▶17,45		93067				

**Low Floor Buses**

N 4008, N 4009, N 4010, N 4011, N 4014, N 4016, N 4024, N 4026	01/92→	F	29 179 30,00 41 4	4	29 179	FCV1598BFE	430	248	109	30			UAI130	BCR168A
---	--------	---	-------------------	---	--------	------------	-----	-----	-----	----	--	--	--------	---------

**Low Floor Buses**

N 4007 NF N 4009 LNF N 4009 NF N 4014 NF N 4016 NF N 4021 NF	1988→	F	19 849 17,55 00 6	4	19 849	PB/16/1	410	192	160	▶17,55		93067		
			19 850	PB/17/1	410	192	160	▶17,45		93067				
		R	19 712 18,10 00 6	4	19 712	PB/20/1	410	208	220	▶18,1	cast iron brake shoes	93067		
			19 755	PB/21/1	410	211	220	▶18,0		93067				
N 4009 N 4010 N 4011 N 4014 N 4016 N 4024 N 4026	1992→	R	19 699 17,55 00 5	2	19 847	PB/18/1	410	192	220	▶17,55		93067		
			19 699	PB/18/2	410	192	220	▶17,55		93067				
			19 848	PB/19/1	410	192	220	▶17,45		93067				

**Metroliner:**

MIC 4008, MIC 4012, MIC 4017	01/90→	F	29 055 22,00 40 4	4	29 055	FCV987		176	83	22				
		R	29 055 22,00 40 4	4	29 055	FCV987		176	83	22				

**Metroliner:**

MIC 4012 MIC 4017	1990→	F	19 849 17,55 00 6	4	19 849	PB/16/1	410	192	160	▶17,55	Opt.	93067		
			19 850	PB/17/1	410	192	160	▶17,45		93067				
		R	19 699 17,55 00 5	2	19 847	PB/18/1	410	192	220	▶17,55	Opt.	93067		
			19 699	PB/18/2	410	192	220	▶17,55		93067				
			19 848	PB/19/1	410	192	220	▶17,45		93067				

**Skyliner**

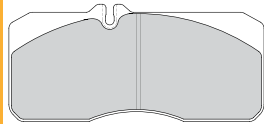
N 122/3 268-295kW	09/92→	F	29 179 30,00 41 4	4	29 179	FCV1598BFE	430	248	109	30			UAI130	
-------------------	--------	---	-------------------	---	--------	------------	-----	-----	-----	----	--	--	--------	--

**Skyliner:**

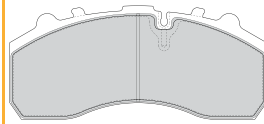
N 122	1974→	F	17 263 18,30 60 6	4	17 263	DF/22/3	419	209	127	▶18,3	DAF-axle N 120	93685		
			17 264	DF/23/3	419	216	127	▶18,8		93685				
			19 579 18,00 00 6	4	19 706	MB/74/1	410	173	163	▶18,0	Merc Axle V04/11DL-7	93060	UAI202	
			19 579	MB/75/1	410	214	163	▶18,0		93060				
		R	19 256 18,30 60 6	4	19 256	DF/16/2	419	208	178	▶18,3	DAF-axle 2250	93685		
			19 260	DF/17/2	419	216	178	▶18,8		93685				
			19 581 18,00 00 6	4	19 707	MB/76/1	410	173	223	▶18,0	Merc Axle H07/DL10	93060	UAI202	
			19 581	MB/77/1	410	214	223	▶18,0		93060				
N 122	1984→	F	19 849 17,55 00 6	4	19 849	PB/16/1	410	192	160	▶17,55		93067		
			19 850	PB/17/1	410	192	160	▶17,45		93067				
		R1	19 699 17,55 00 5	2	19 847	PB/18/1	410	192	220	▶17,55		93067		
			19 699	PB/18/2	410	192	220	▶17,55		93067				
					19 848	PB/19/1	410	192	220	▶17,45		93067		
		R2	19 849 17,55 00 6	4	19 849	PB/16/1	410	192	160	▶17,55		93067		
			19 850	PB/17/1	410	192	160	▶17,45		93067				



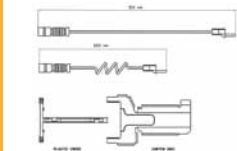
**29 055 22,00 40 4**  
4551 WAB 1000 V-G



**29 179 30,00 41 4**  
4567 KNR SB/SN7



**UAI130** ↔ 310mm  
2+2



**UAI202** ↔ 195mm  
4



**BCR168A**



430

45.0

37.0

131

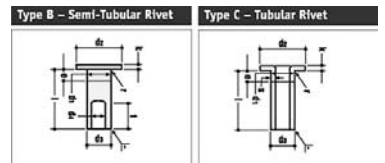
203

10xM16

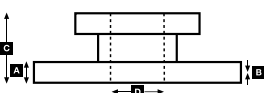
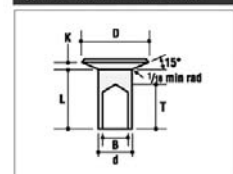
Kg  
34.4



Rivet Ref	Head Size	Shank Ø x Shank Length	Drawing type	Head Shape	T = tubular S = semi-tubular	Material	Material Description
<b>93057</b>	15.5	08x12	Type C	Flat	T (stepped)	STEEL	1 x FM RIVETS BAG INCLUDES 100 PCS
<b>93059</b>	15.5	08x18	Type C	Flat	T (stepped)	STEEL	1 x FM RIVETS BAG INCLUDES 100 PCS
<b>93060</b>	15.5	08x20	Type C	Flat	T (stepped)	STEEL	1 x FM RIVETS BAG INCLUDES 100 PCS
<b>93067</b>	18	10x18	Type C	Flat	T	STEEL	1 x FM RIVETS BAG INCLUDES 100 PCS
<b>93685</b>	12	L10	Type A	Conical	S	STEEL	1 x FM RIVETS BAG INCLUDES 100 PCS



Type A - Semi Tubular Rivets





# WVA



!

**...NEOPLAN****...Skyliner:**

N 122 (DAF ch.)	1974→1992	F	<b>17 263 18,30 60 6</b>	4	17 263	DF/22/3	419	209	127	▶18,3		93685		
				4	17 264	DF/23/3	419	216	127	▶18,8		93685		
		R	<b>19 256 18,30 60 6</b>	4	19 256	DF/16/2	419	208	178	▶18,3		93685		
				4	19 260	DF/17/2	419	216	178	▶18,8		93685		
N 122 (Mercedes ch.)	1974→1992	F	<b>19 579 18,00 00 6</b>	4	19 706	MB/74/1	410	173	163	▶18,0		93060	UAI202	
				4	19 579	MB/75/1	410	214	163	▶18,0		93060		
		R	<b>19 581 18,00 00 6</b>	4	19 707	MB/76/1	410	173	223	▶18,0		93060	UAI202	
				4	19 581	MB/77/1	410	214	223	▶18,0		93060		
N122/3	1992→	R	<b>19 699 17,55 00 5</b>	2	19 847	PB/18/1	410	192	220	▶17,55		93067		
				2	19 699	PB/18/2	410	192	220	▶17,45		93067		
				4	19 848	PB/19/1	410	192	220	▶17,45		93067		
N 138 N 138/4	1975→1984	F	<b>19 579 18,00 00 6</b>	4	19 706	MB/74/1	410	173	163	▶18,0		93060	UAI202	
				4	19 579	MB/75/1	410	214	163	▶18,0		93060		
		R	<b>19 581 18,00 00 6</b>	4	19 707	MB/76/1	410	173	223	▶18,0		93060	UAI202	
				4	19 581	MB/77/1	410	214	223	▶18,0		93060		
				4	19 706	MB/74/1	410	173	163	▶18,0	Trailing axle	93060	UAI202	
				4	19 579	MB/75/1	410	214	163	▶18,0		93060		

**Spaceliner:**

N 117/3 268-309kW	09/92→	F	<b>29 179 30,00 41 4</b>	4	29 179	FCV1598BFE	430	248	109	30			UAI130	<b>BCR168A</b>
-------------------	--------	---	--------------------------	---	--------	------------	-----	-----	-----	----	--	--	--------	----------------

**Spaceliner:**

N 117/3	1992→	R	<b>19 699 17,55 00 5</b>	2	19 847	PB/18/1	410	192	220	▶17,55		93067		
				2	19 699	PB/18/2	410	192	220	▶17,55		93067		
				4	19 848	PB/19/1	410	192	220	▶17,45		93067		

**Starliner**

N 516 , N 516/3 280-338kW	09/96→	F	<b>29 179 30,00 41 4</b>	4	29 179	FCV1598BFE	430	248	109	30			UAI130	<b>BCR168A</b>
		R	<b>29 179 30,00 41 4</b>	4	29 179	FCV1598BFE	430	248	109	30			UAI130	

**Transliner**

N 312, N 316 268-295kW	09/92→	F	<b>29 179 30,00 41 4</b>	4	29 179	FCV1598BFE	430	248	109	30			UAI130	<b>BCR168A</b>
------------------------	--------	---	--------------------------	---	--------	------------	-----	-----	-----	----	--	--	--------	----------------

**Transliner:**

N 316	1992→	R	<b>19 699 17,55 00 5</b>	2	19 847	PB/18/1	410	192	220	▶17,55		93067		
				2	19 699	PB/18/2	410	192	220	▶17,55		93067		
				4	19 848	PB/19/1	410	192	220	▶17,45		93067		

**OPTARE****Alero**

	09/01→	F	<b>29 138 18,00 41 3*</b>	4	29 138	FVR1351		149	69	18	* use/verwenden FVR1351			
		R	<b>29 121 20,30 41 4</b>	4	29 121	FVR1102		165	66	20				

**Delta**

DAF SB220 Chassis	1989→	F	<b>19 150 18,30 60 6</b>	4	19 150	DF/20/3	419	209	152	▶18,3		93685		
				4	19 151	DF/21/3	419	216	152	▶18,8		93685		
				4	19 900	DF/34/1	420	177	150	▶19,1	Opt.	93686		
				4	19 901	DF/35/1	420	179	150	▶18,5		93686		
		R	<b>19 617 18,50 60 6</b>	4	19 618	DF/30/1	419	219	203	▶18,5		93686		
				4	19 617	DF/31/1	419	210	203	▶18,5		93686		

**Excel**

	1996→	F	<b>19 494 17,00 00 8</b>	8	19 494	MP/31/2	410	175	163	▶17,0		93059	UAI205	
--	-------	---	--------------------------	---	--------	---------	-----	-----	-----	-------	--	-------	--------	--

**Metrorider**

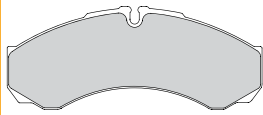
Wheel = 17.5" Hydraulic Brakes Meritor 2x68	01/89→	F	<b>29 302 21,90 40 4</b>	4	29 302	FCV523	324	176	80	22				<b>BCR122A</b>
		R	<b>29 302 21,90 40 4</b>	4	29 302	FCV523	324	176	80	22				<b>BCR122A</b>

**Nouvelle SR**

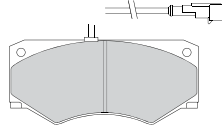
		F	<b>29 302 21,90 40 4</b>	4	29 302	FCV523		176	80	22				
		R	<b>29 302 21,90 40 4</b>	4	29 302	FCV523		176	80	22				



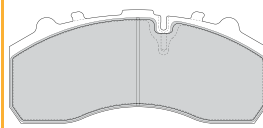
**29 121 20,30 41 4**  
4401



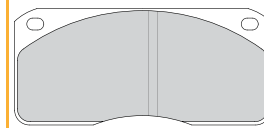
**29 138 18,00 41 3\***  
3475



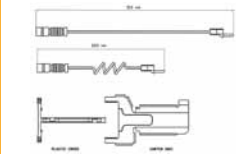
**29 179 30,00 41 4**  
4567 KNR SB/SN7



**29 302 21,90 40 4**  
1720 MER 2x68



**UAI130** ↔ 310mm  
2+2



**UAI202** ↔ 195mm  
4



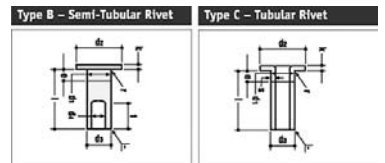
**UAI205** ↔ 205mm  
2



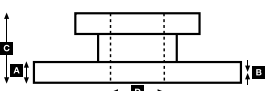
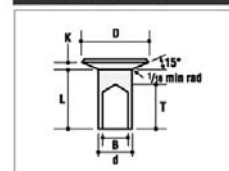
				<b>A</b>	<b>B</b>	<b>C</b>	<b>D</b>		<b>Kg</b>	
<b>BCR122A</b>			324	30.0	27.0	111	165	12x13	13.0	
<b>BCR168A</b>			430	45.0	37.0	131	203	10xM16	34.4	



Rivet Ref	Head Size	Shank Ø x Shank Length	Drawing type	Head Shape	T = tubular S = semi-tubular	Material	Material Description
<b>93059</b>	15.5	08x18	Type C	Flat	T (stepped)	STEEL	1 x FM RIVETS BAG INCLUDES 100 PCS
<b>93060</b>	15.5	08x20	Type C	Flat	T (stepped)	STEEL	1 x FM RIVETS BAG INCLUDES 100 PCS
<b>93067</b>	18	10x18	Type C	Flat	T	STEEL	1 x FM RIVETS BAG INCLUDES 100 PCS
<b>93685</b>	12	L10	Type A	Conical	S	STEEL	1 x FM RIVETS BAG INCLUDES 100 PCS
<b>93686</b>	12	L11	Type A	Conical	S	STEEL	1 x FM RIVETS BAG INCLUDES 100 PCS



Type A - Semi Tubular Rivets







# WVA



!

**...OPTARE****Prisma**

M Benz 0405 chassis	1995→	F	<b>19 579 18,00 00 6</b>	4	19 706	MB/74/1	410	173	163	▶18,0		93060	UAI202	
				4	19 579	MB/75/1	410	214	163	▶18,0		93060		
	R	<b>19 581 18,00 00 6</b>	4	19 707	MB/76/1	410	173	223	▶18,0		93060	UAI202		
			4	19 581	MB/77/1	410	214	223	▶18,0		93060			

**Sigma**

All	1994→1996	F	<b>29 210 28,00 41 4</b>	4	29 210	FCV15798FE		250	118	28				
-----	-----------	---	--------------------------	---	--------	------------	--	-----	-----	----	--	--	--	--

**Solero**

		F	<b>29 253 30,00 41 4</b>	4	29 253	FCV4296PTS		248	109	30				
		R	<b>29 253 30,00 41 4</b>	4	29 253	FCV4296PTS		248	109	30				

**Solo**

Wheel = 17.5" Hydraulic Brakes Meritor 2x68	1988→03/02	F	<b>29 302 21,90 40 4</b>	4	29 302	FCV523	324	176	80	22				BCR122A	
		R	<b>29 302 21,90 40 4</b>	4	29 302	FCV523	324	176	80	22					BCR122A
		F	<b>29 088 26,00 40 4</b>	4	29 088	FCV1279	324	176	83	26		UAC173 (SPRINGS) / UAC169 (FORKS)		UAC173	BCR122A
		R	<b>29 088 26,00 40 4</b>	4	29 088	FCV1279	324	176	83	26		UAC173 (SPRINGS) / UAC169 (FORKS)		UAC173	BCR122A

**Soroco NT**

(Sprinter 413CDi Chassis)		F	<b>21 576 19,00 40 3</b>	4	21 576	FVR1038		156	65	19				
		R	<b>21 621 17,00 40 3</b>	4	21 621	FVR1039		141	49	17				
			<b>29 153 19,70 40 4</b>	4	29 153	FVR1879		165	73	19.7				
			<b>23 021 18,60 40 4*</b>	4	23 021	FVR1306		126	63	19				* use/verwenden FVR1306

**Spectra**

Double Decker	1989→	F	<b>19 900 19,10 60 6</b>	4	19 900	DF/34/1	420	177	150	▶19,1		93686		
				4	19 901	DF/35/1	420	179	150	▶18,5		93686		
		R	<b>19 010 20,60 60 6</b>	4	19 011	DF/44/1	420	177	150	▶20,6		93686		
				4	19 010	DF/45/1	420	176	150	▶20,8		93686		

**Starider**

Wheel = 17.5" Hydraulic Brakes 33 places. Meritor 2x60	01/87→	F	<b>29 835 22,00 40 4</b>	4	29 835	FVR501	324	175	85	22			UAI103	BCR119A
---	--------	---	--------------------------	---	--------	--------	-----	-----	----	----	--	--	--------	---------

**Starider**

		R	<b>17 351 09,30 60 3</b>	2	17 975	MB/117/1	300	237	122	9,3		93048	UAI201	
				2	17 351	MB/118/2	300	264	122	9,3		93048		

**Tempo**

	2006→	F	<b>29 187 29,00 41 4</b>	4	29 187	FCV4311B	2494	1138	29					
--	-------	---	--------------------------	---	--------	----------	------	------	----	--	--	--	--	--

**Vecta**

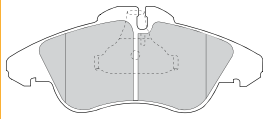
All	1989→	F	<b>17 017 16,00 60 8</b>	8	17 017	GG/217/1	360	173	143	▶16,0		93058		
		R	<b>19 177 16,00 60 8</b>	8	19 177	GG/218/1	360	173	160	▶16,0		93058		
			<b>19 708 16,25 00 5</b>	8	19 708	GG/232/1	360	174	183	▶16,25	Opt.	93058		

**PEGASO****All**

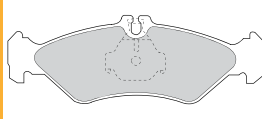
1061 A, 1063 A, 1064 A		R	<b>19 879 17,30 60 6*</b>	4	19 879	PD/3/1	410	162	200	▶16,5	* use/verwenden K19879.0-F3537	93049		
				4	19 881	PD/4/1	410	160	200	▶17,3		93049		
1135, 2135, 2180		F	<b>19 877 16,20 60 6</b>	4	19 878	PD/7/1	410	160	160	▶16,2		93049		
				4	19 877	PD/8/1	410	162	160	▶17,3		93049		
		R	<b>19 879 17,30 60 6*</b>	4	19 879	PD/3/1	410	162	200	▶16,5	* use/verwenden K19879.0-F3537	93049		
				4	19 881	PD/4/1	410	160	200	▶17,3		93049		
2011 A, 5074 A,		R	<b>19 879 17,30 60 6*</b>	4	19 879	PD/3/1	410	162	200	▶16,5	* use/verwenden K19879.0-F3537	93049		
				4	19 881	PD/4/1	410	162	200	▶17,3		93049		
2181, 2182		F	<b>19 877 16,20 60 6</b>	4	19 878	PD/7/1	410	160	160	▶16,2		93049		
				4	19 877	PD/8/1	410	162	160	▶17,3		93049		
		R	<b>19 879 17,30 60 6*</b>	4	19 879	PD/3/1	410	162	200	▶16,5	* use/verwenden K19879.0-F3537	93049		
				4	19 881	PD/4/1	410	160	200	▶17,3		93049		
5030 L, 5076 N, 6038		R	<b>19 879 17,30 60 6*</b>	4	19 879	PD/3/1	410	162	200	▶16,5	* use/verwenden K19879.0-F3537	93049		
				4	19 881	PD/4/1	410	160	200	▶17,3		93049		



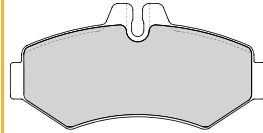
**21 576 19,00 40 3**  
4507



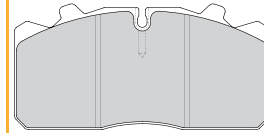
**21 621 17,00 40 3**  
4507



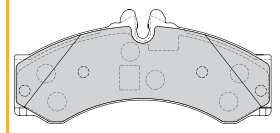
**23 021 18,60 40 4\***  
4801



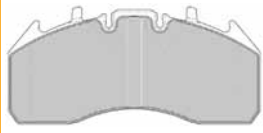
**29 088 26,00 40 4**  
1723 WAB PAN 17



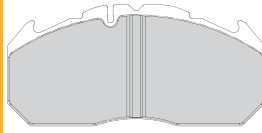
**29 153 19,70 40 4**  
4020



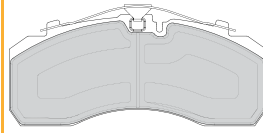
**29 187 29,00 41 4**  
4567 MER EX225H2



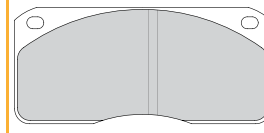
**29 210 28,00 41 4**  
4567 MER D3/D-ELSA 1



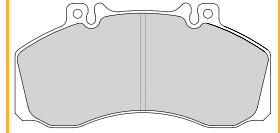
**29 253 30,00 41 4**  
4550 KNR SB/SN7



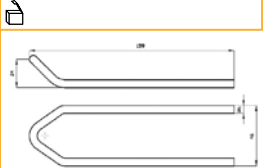
**29 302 21,90 40 4**  
1720 MER 2x68



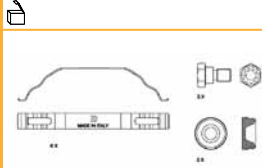
**29 835 22,00 40 4**  
3422



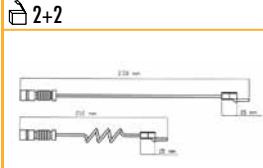
**UAC169**



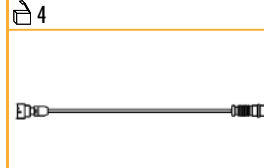
**UAC173**



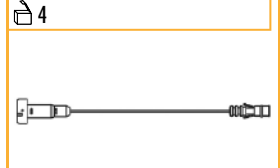
**UAI103** ↔ 238mm



**UAI201** ↔ 260mm



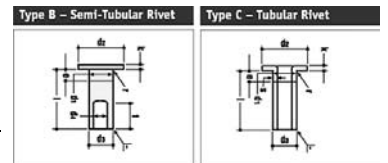
**UAI202** ↔ 195mm



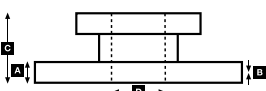
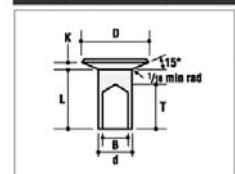
				<b>A</b>	<b>B</b>	<b>C</b>	<b>D</b>		<b>Kg</b>	
<b>BCR119A</b>				30.0	26.0	91	118	6xM12	11.0	
<b>BCR122A</b>				30.0	27.0	111	165	12x13	13.0	



Rivet Ref	Head Size	Shank Ø x Shank Length	Drawing type	Head Shape	T = tubular S = semi-tubular	Material	Material Description
<b>93048</b>	11.5	06x12	Type C	Flat	T	STEEL	1 x FM RIVETS BAG INCLUDES 100 PCS
<b>93049</b>	11.5	06x15	Type C	Flat	T	STEEL	1 x FM RIVETS BAG INCLUDES 100 PCS
<b>93058</b>	15.5	08x15	Type C	Flat	T (stepped)	STEEL	1 x FM RIVETS BAG INCLUDES 100 PCS
<b>93060</b>	15.5	08x20	Type C	Flat	T (stepped)	STEEL	1 x FM RIVETS BAG INCLUDES 100 PCS
<b>93686</b>	12	L11	Type A	Conical	S	STEEL	1 x FM RIVETS BAG INCLUDES 100 PCS



Type A - Semi Tubular Rivets





# WVA



!



## ...PEGASO

...All

5317 Minibus	1987→	F	<b>19 877 16,20 60 6</b>	4	19 878	PD/7/1	410	160	160	▶16,2		93049	
				4	19 877	PD/8/1	410	162	160	▶17,3		93049	
		R	<b>19 877 16,20 60 6</b>	4	19 878	PD/7/1	410	160	160	▶16,2		93049	
				4	19 877	PD/8/1	410	162	160	▶17,3		93049	
6420	1987→	R	<b>19 879 17,30 60 6*</b>	4	19 879	PD/3/1	410	162	200	▶16,5	*use/verwenden K19879.0-F3537	93049	
				4	19 881	PD/4/1	410	160	200	▶17,3		93049	

## RENAULT BUS

Agora Series → SEE IRISBUS

Ares → SEE IRISBUS

Axer → SEE IRISBUS

E7L, M, N → SEE IRISBUS

FR1 (5.4M, 5.6M, 6.2M) → SEE IRISBUS

Iliade → SEE IRISBUS

PGK205, PGR, PH3, 4, 12/100 → SEE IRISBUS

PR-PC-PG-PH Series → SEE IRISBUS

R312

R312	01/90→	F	<b>29 072 19,20 41 8*</b>	8	29 072	FCV624	350	170	111	19	*use/verwenden FCV624			<b>BCR127A</b>
		R	<b>29 072 19,20 41 8*</b>	8	29 072	FCV624	350	170	111	19	*use/verwenden FCV624			<b>BCR127A</b>

S-SC Series → SEE IRISBUS

Tracer → SEE IRISBUS

## SANOS

All

415/DL 426		F	<b>19 579 18,00 00 6</b>	4	19 706	MB/74/1	410	173	163	▶18,0		93060	UAI202	
				4	19 579	MB/75/1	410	214	163	▶18,0		93060	UAI202	
		R	<b>19 632 18,00 00 6</b>	4	19 633	MB/84/1	410	217	183	▶18,0		93059		
				4	19 632	MB/85/1	410	173	183	▶18,3		93059		

## SCANIA

All

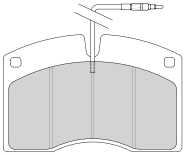
All models fitted with Knorr SB/SN7... Brake	1996→	F	<b>29 253 30,00 41 4</b>	4	29 253	FCV4296PTS	430	248	108	30			UAI141	<b>BCR170A</b>
				4	29 179	FCV1598BFE	430	248	109	30	Inner City Bus		UAI141	<b>BCR170A</b>
		R	<b>29 253 30,00 41 4</b>	4	29 253	FCV4296PTS	430	248	108	30			UAI141	<b>BCR170A</b>
				4	29 179	FCV1598BFE	430	248	109	30	Inner City Bus		UAI141	<b>BCR170A</b>

All

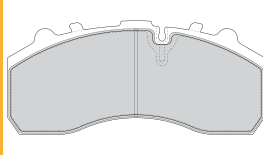
BR 86	1979→	F	<b>17 161 19,00 00 8</b>	8	17 161	SV/26/1	413	193	127	19,0		93687		
		R	<b>19 393 19,00 00 8</b>	8	19 393	SV/27/1	413	193	203	19,0		93687		
				8	19 647	SV/34/1	413	193	254	19,0	Opt.		93687	
BF 110	1968→	F	<b>17 161 19,00 00 8</b>	8	17 161	SV/26/1	413	193	127	19,0		93687		
		R	<b>19 393 19,00 00 8</b>	8	19 393	SV/27/1	413	193	203	19,0		93687		
BR 110	1968→	F	<b>17 161 19,00 00 8</b>	8	17 161	SV/26/1	413	193	127	19,0		93687		
		R	<b>19 393 19,00 00 8</b>	8	19 393	SV/27/1	413	193	203	19,0		93687		



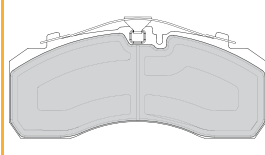
**29 072 19,20 41 8**  
1708 BRE



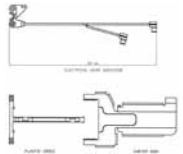
**29 179 30,00 41 4**  
4567 KNR SB/SN7



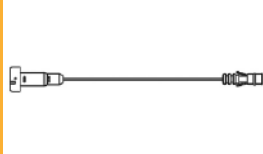
**29 253 30,00 41 4**  
4550 KNR SB/SN7



**UAI141** ↔ 310mm  
2



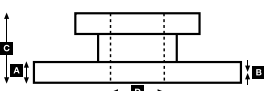
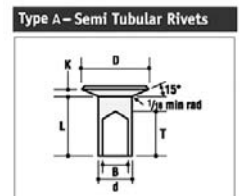
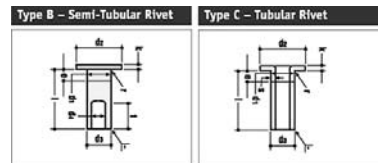
**UAI202** ↔ 195mm  
4



				<b>A</b>	<b>B</b>	<b>C</b>	<b>D</b>		<b>Kg</b>	
<b>BCR127A</b>		350	30.0	26.0	73	145	16x12,1	13.0		
<b>BCR170A</b>		430	45.0	37.0	131	208	10xM16	29.5		



Rivet Ref	Head Size	Shank Ø x Shank Length	Drawing type	Head Shape	T = tubular S = semi-tubular	Material	Material Description
<b>93049</b>	11.5	06x15	Type C	Flat	T	STEEL	1 x FM RIVETS BAG INCLUDES 100 PCS
<b>93059</b>	15.5	08x18	Type C	Flat	T (stepped)	STEEL	1 x FM RIVETS BAG INCLUDES 100 PCS
<b>93060</b>	15.5	08x20	Type C	Flat	T (stepped)	STEEL	1 x FM RIVETS BAG INCLUDES 100 PCS
<b>93687</b>	12	L12	Type A	Conical	S	STEEL	1 x FM RIVETS BAG INCLUDES 100 PCS





# WVA



!

**...SCANIA**

...All

BR 111 DH 115kW /156PS	1974→	F	17 161 19,00 00 8	8	17 161	SV/26/1	413	193	127	19,0		93687	
		R	19 647 19,00 60 8	8	19 647	SV/34/1	413	193	254	19,0		93687	
BR 112 BR 112 A	1979→	F	17 161 19,00 00 8	8	17 161	SV/26/1	413	193	127	19,0		93687	
		R	19 647 19,00 60 8	8	19 647	SV/34/1	413	193	254	19,0		93687	
		F	19 075 19,00 00 8	8	19 075	SV/8/1	413	193	178	19,0		93687	
		R	19 393 19,00 00 8	8	19 393	SV/27/1	413	193	203	19,0	Opt.	93687	
		R	19 647 19,00 60 8	8	19 647	SV/34/1	413	193	254	19,0		93687	
BR 116	1978→	F	17 161 19,00 00 8	8	17 161	SV/26/1	413	193	127	19,0		93687	
		R	19 393 19,00 00 8	8	19 393	SV/27/1	413	193	203	19,0	Opt.	93687	
		R	19 647 19,00 60 8	8	19 647	SV/34/1	413	193	254	19,0		93687	
C 50 Metropol		F	17 161 19,00 00 8	8	17 161	SV/26/1	413	193	127	19,0		93687	
		R	17 161 19,00 00 8	8	17 161	SV/26/1	413	193	127	19,0		93687	
CF 50 Metropol with Air Brakes		F	17 161 19,00 00 8	8	17 161	SV/26/1	413	193	127	19,0		93687	
		R	17 161 19,00 00 8	8	17 161	SV/26/1	413	193	127	19,0		93687	
CN 112	08/88→	F	19 931 19,00 00 4	4	19 931	SV/40/2	413	235	178	19,0		93280	
		R	19 933 19,00 00 4	4	19 933	SV/42/2	413	235	254	19,0		93280	
CR 110 Metro-Scania	1970→	F	17 161 19,00 00 8	8	17 161	SV/26/1	413	193	127	19,0		93687	
		R	19 393 19,00 00 8	8	19 393	SV/27/1	413	193	203	19,0		93687	
CR 111 M	1975→	F	17 161 19,00 00 8	8	17 161	SV/26/1	413	193	127	19,0		93687	
		R	19 647 19,00 60 8	8	19 647	SV/34/1	413	193	254	19,0		93687	
CR 112	08/88→	F	19 931 19,00 00 4	4	19 931	SV/40/2	413	235	178	19,0		93280	
		R	19 933 19,00 00 4	4	19 933	SV/42/2	413	235	254	19,0		93280	
K 82 170kW /231PS	1982→	F	19 075 19,00 00 8	8	19 075	SV/8/1	413	193	178	19,0		93687	
		F	19 393 19,00 00 8	8	19 393	SV/27/1	413	193	203	19,0	Opt.	93687	
		R	19 647 19,00 60 8	8	19 647	SV/34/1	413	193	254	19,0		93687	
K 92 CR	1985→1988	F	19 075 19,00 00 8	8	19 075	SV/8/1	413	193	178	19,0		93687	
		R	19 647 19,00 60 8	8	19 647	SV/34/1	413	193	254	19,0		93687	
K 93 CRB	1988→	F	19 931 19,00 00 4	4	19 931	SV/40/2	413	235	178	19,0		93280	
		R	19 933 19,00 00 4	4	19 933	SV/42/2	413	235	254	19,0		93280	
K 112 CL 224kW /304PS	1982→1988	F	19 075 19,00 00 8	8	19 075	SV/8/1	413	193	178	19,0		93687	
		R	17 161 19,00 00 8	8	17 161	SV/26/1	413	193	127	19,0	Trailing axle	93687	
		R	19 647 19,00 60 8	8	19 647	SV/34/1	413	193	254	19,0		93687	
K 112 T	1984→1988	F	19 075 19,00 00 8	8	19 075	SV/8/1	413	193	178	19,0		93687	
		R	17 161 19,00 00 8	8	17 161	SV/26/1	413	193	127	19,0	Trailing axle	93687	
		R	19 647 19,00 60 8	8	19 647	SV/34/1	413	193	254	19,0		93687	
K 113 CRB, TRS	1988→	F	19 931 19,00 00 4	4	19 931	SV/40/2	413	235	178	19,0		93280	
		R	19 933 19,00 00 4	4	19 933	SV/42/2	413	235	254	19,0		93280	
N 112 AL Gelenkbus	08/88→	F	19 931 19,00 00 4	4	19 931	SV/40/2	413	235	178	19,0		93280	
		R	19 932 19,00 00 4	4	19 932	SV/41/2	413	235	203	19,0		93280	
		R	19 933 19,00 00 4	4	19 933	SV/42/2	413	235	254	19,0		93280	
N 112 CLB	08/88→	F	19 931 19,00 00 4	4	19 931	SV/40/2	413	235	178	19,0		93280	
		R	19 933 19,00 00 4	4	19 933	SV/42/2	413	235	254	19,0		93280	
N 113 CRB, DRB	1988→	F	19 931 19,00 00 4	4	19 931	SV/40/2	413	235	178	19,0		93280	
		R	19 933 19,00 00 4	4	19 933	SV/42/2	413	235	254	19,0		93280	

**K124, L94 Series**

Wheel 22.5" Air Brake Discs on all axles (Knorr SB/SN7 ...)	2001→	F	29 179 30,00 41 4	4	29 179	FCV1598BFE	430	248	109	30		UA1141	BCR170A
		R	29 179 30,00 41 4	4	29 179	FCV1598BFE	430	248	109	30		UA1141	BCR170A

**SEDDON ATKINSON**

All

Pennine	→1975	F	19 384 18,15 60 5	6	19 384	CW/4/1	381	188	178	▶18,15	Opt.	93684	
				2	19 385	CW/4/2	381	188	178	▶18,15		93684	
		R	19 384 18,15 60 5	6	19 384	CW/4/1	381	188	178	▶18,15	Opt.	93684	
				2	19 385	CW/4/2	381	188	178	▶18,15		93684	

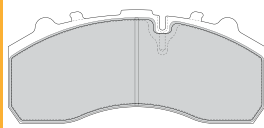
**SETRA**

All

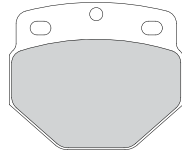
S 140	01/89→	F	29 747 32,00 40 8	8	29 747	FCV594	406	140	121	32	Opt.		BCR113A BCR114A
-------	--------	---	-------------------	---	--------	--------	-----	-----	-----	----	------	--	--------------------



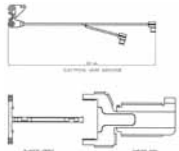
**29 179 30,00 41 4**  
4567 KNR SB/SN7



**29 747 32,00 40 8**  
1721 KNR K 85



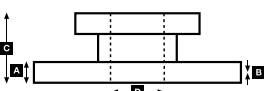
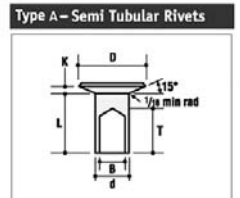
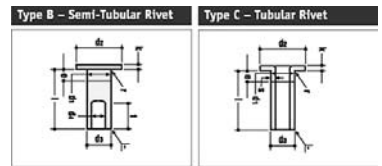
**UAI141** ↔ 310mm  
2



			<b>A</b>	<b>B</b>	<b>C</b>	<b>D</b>		<b>Kg</b>	
<b>BCR113A</b>		406	48.0	38.0	175	194	10xM16	32.7	
<b>BCR114A</b>		432	45.0	35.0	135	194	10xM16	32.5	
<b>BCR170A</b>		430	45.0	37.0	131	208	10xM16	29.5	



Rivet Ref	Head Size	Shank Ø x Shank Length	Drawing type	Head Shape	T = tubular S = semi-tubular	Material	Material Description
<b>93280</b>	12	06x18	Type B	Flat	S	STEEL	1 x FM RIVETS BAG INCLUDES 100 PCS
<b>93684</b>	12	L9	Type A	Conical	S	STEEL	1 x FM RIVETS BAG INCLUDES 100 PCS
<b>93687</b>	12	L12	Type A	Conical	S	STEEL	1 x FM RIVETS BAG INCLUDES 100 PCS





# WVA



!



## ...SETRA

...All

S 210, HD, HDV, S 211 206kW /280PS, S 212 HUE 159kW /216PS, S 213 206kW /280PS, S 214 206kW /280PS, S 215, S 215 (except HDS) 206kW /280PS, S 215 HDH, S 215 UL, SL 177kW / 240PS, S 216 HDS, S 216 HDS 243kW /330PS, S 216 HDS, S 228 DT 276kW /375PS		F	<b>29 747 32,00 40 8</b>	8	29 747	FCV594	406 432	140 121	32	Opt			BCR113A BCR114A
S 215 NR S 300 NC City	1991→	F	<b>29 210 28,00 41 4</b> <b>29 053 30,00 41 4</b>	4 4	29 210 29 053	FCV1762BFE FCV1583B	432 250	250 118 118	28 30	over size		UAI108 UAI108	BCR114A

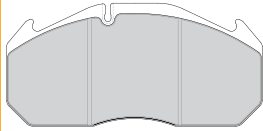
All

S 110	→1989	R	<b>19 019 14,00 60 4</b>	4	19 019	BC/61/1	420	391	180	14,0		93074		
S 120 E, V	→1989	R	<b>19 019 14,00 60 4</b>	4	19 019	BC/61/1	420	391	180	14,0		93074		
S 130 ES	1982→1986	F	<b>17 742 16,00 00 6</b>	4	17 742	PB/9/1	410	207	140	▶16,0	Opt.	93068		
				4	17 743	PB/10/1	410	210	140	▶16,0	93068			
		R	<b>19 712 16,10 00 6</b> <b>19 712 18,10 00 6</b> <b>19 699 17,55 00 5</b>	4	19 712	PB/20/1	410	208	220	▶16,1	steel brake shoes →1985	93067		
				4	19 755	PB/21/1	410	211	220	0,16		93067		
				4	19 755	PB/31/1	410	211	220	▶18,1	cast iron brake shoes 1986→	93067		
				4	19 712	PB/32/2	410	210	220	▶18,0		93067		
				2	19 847	PB/18/1	410	192	220	▶17,55	Opt.	93067		
2	19 699	PB/18/2	410	192	220	▶17,55		93067						
4	19 848	PB/19/1	410	192	220	▶17,45		93067						
S 130 S	→1989	R	<b>19 558 16,00 60 6</b>	4	19 558	PB/11/1	410	210	180	▶16,0		93067		
				4	19 559	PB/12/1	410	207	180	▶16,0		93067		
S 140	1983→	F	<b>19 849 17,55 00 6</b>	4	19 849	PB/16/1	410	192	160	▶17,55	Opt.	93067		
				4	19 850	PB/17/1	410	192	160	▶17,45	93067			
		R	<b>19 699 17,55 00 5</b>	2	19 847	PB/18/1	410	192	220	▶17,55		93067		
				2	19 699	PB/18/2	410	192	220	▶17,55		93067		
				4	19 848	PB/19/1	410	192	220	▶17,45		93067		
S 150	→1989	R	<b>19 019 14,00 60 4</b>	4	19 019	BC/61/1	420	391	180	14,0		93074		
S 180	1975→1989	R	<b>19 558 16,00 60 6</b> <b>17 742 16,00 00 6</b>	4	19 558	PB/11/1	410	210	180	▶16,0		93067		
				4	19 559	PB/12/1	410	207	180	▶16,0		93067		
				4	17 742	PB/9/1	410	207	140	▶16,0	Trailing axle	93068		
				4	17 743	PB/10/1	410	210	140	▶16,0		93068		
SG 180, S 166kW /225PS	1972→1983	F	<b>17 742 16,00 00 6</b>	4	17 742	PB/9/1	410	207	140	▶16,0	75-83 Opt	93068		
				4	17 743	PB/10/1	410	210	140	▶16,0		93068		
		R	<b>19 558 16,00 60 6</b> <b>17 742 16,00 00 6</b>	4	19 558	PB/11/1	410	210	180	▶16,0		93067		
				4	19 559	PB/12/1	410	207	180	▶16,0		93067		
				4	17 742	PB/9/1	410	207	140	▶16,0	Trailing axle	93068		
				4	17 743	PB/10/1	410	210	140	▶16,0		93068		
S 200	1974→1989	R	<b>19 558 16,00 60 6</b> <b>17 742 16,00 00 6</b>	4	19 558	PB/11/1	410	210	180	▶16,0		93067		
				4	19 559	PB/12/1	410	207	180	▶16,0		93067		
				4	17 742	PB/9/1	410	207	140	▶16,0	Trailing axle	93068		
				4	17 743	PB/10/1	410	210	140	▶16,0		93068		
S 210, HD, HDV	1983→	F	<b>19 849 17,55 00 6</b>	4	19 849	PB/16/1	410	192	160	▶17,55	Opt.	93067		
				4	19 850	PB/17/1	410	192	160	▶17,45		93067		
		R	<b>19 084 17,50 00 5</b>	2	19 084		410	192	180	▶17,5		93067		
				2	19 855	PB/29/1	410	196	180	▶17,5		93067		
				4	19 856	PB/30/1	410	192	180	▶17,4		93067		
S 211 206kW/280PS		F	<b>19 849 17,55 00 6</b>	4	19 849	PB/16/1	410	192	160	▶17,55	Opt.	93067		
				4	19 850	PB/17/1	410	192	160	▶17,45		93067		
		R	<b>19 699 17,55 00 5</b>	2	19 847	PB/18/1	410	192	220	▶17,55		93067		
				2	19 699	PB/18/2	410	192	220	▶17,55		93067		
		4	19 848	PB/19/1	410	192	220	▶17,45		93067				
S 211 H	1976→1983	F	<b>17 742 16,00 00 6</b>	4	17 742	PB/9/1	410	207	140	▶16,0	With air brakes Opt	93068		
				4	17 743	PB/10/1	410	210	140	▶16,0		93068		
		R	<b>19 558 16,00 60 6</b> <b>19 712 16,10 00 6</b>	4	19 558	PB/11/1	410	210	180	▶16,0		93067		
				4	19 559	PB/12/1	410	207	180	▶16,0		93067		
				4	19 712	PB/20/1	410	208	220	▶16,1	3/79→ steel brake shoes	93067		
				4	19 755	PB/21/1	410	211	220	0,16		93067		

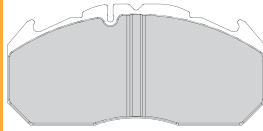




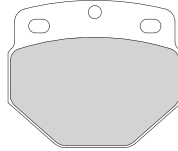
**29 053 30,00 41 4**  
4550 MER D3/D-ELSA 1



**29 210 28,00 41 4**  
4550 MER D3/D-ELSA 1



**29 747 32,00 40 8**  
1721 KNR K 85



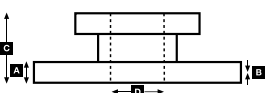
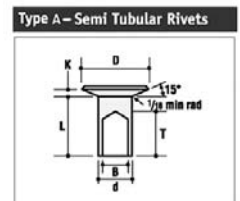
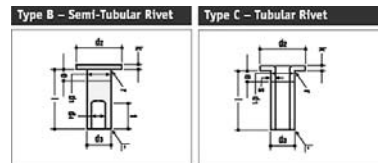
**UAI108** ↔ 335mm  
2



				<b>A</b>	<b>B</b>	<b>C</b>	<b>D</b>		<b>Kg</b>	
<b>BCR113A</b>				406	48.0	38.0	175	194	10xM16	32.7
<b>BCR114A</b>				432	45.0	35.0	135	194	10xM16	32.5



Rivet Ref	Head Size	Shank Ø x Shank Length	Drawing type	Head Shape	T = tubular S = semi-tubular	Material	Material Description
<b>93067</b>	18	10x18	Type C	Flat	T	STEEL	1 x FM RIVETS BAG INCLUDES 100 PCS
<b>93068</b>	18	10x20	Type C	Flat	T	STEEL	1 x FM RIVETS BAG INCLUDES 100 PCS
<b>93074</b>	18	10x17	Type C	Flat	T	STEEL	1 x FM RIVETS BAG INCLUDES 100 PCS





# WVA



!



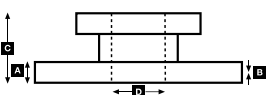
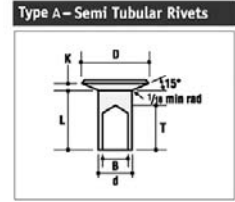
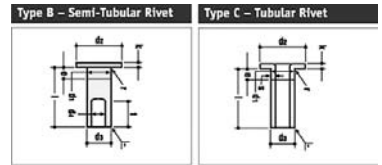
## ...SETRA

...All

S 212 H, U	1976→1983	F	17 742 16,00 00 6	4	17 742	PB/9/1	410	207	140	▶16,0	With air brakes Opt 8/78→	93068		
			19 634 15,90 00 6	4	17 743	PB/10/1	410	210	140	▶16,0		93068		
				4	19 634	PB/27/1	410	207	160	▶15,9		93067		
				4	19 635	PB/28/1	410	207	160	▶15,9		93067		
		R	19 558 16,00 60 6	4	19 558	PB/11/1	410	210	180	▶16,0	3/79→ steel brake shoes	93067		
	19 712 16,10 00 6		4	19 559	PB/12/1	410	207	180	▶16,0	93067				
			4	19 712	PB/20/1	410	208	220	▶16,1	93067				
			4	19 755	PB/21/1	410	211	220	0,16	93067				
S 212 HUE 159kW/216PS	1983→1989	F	19 849 17,55 00 6	4	19 849	PB/16/1	410	192	160	▶17,55	Opt.	93067		
				4	19 850	PB/17/1	410	192	160	▶17,45		93067		
			19 699 17,55 00 5	2	19 847	PB/18/1	410	192	220	▶17,55		93067		
				2	19 699	PB/18/2	410	192	220	▶17,55		93067		
			4	19 848	PB/19/1	410	192	220	▶17,45	93067				
S 213 206kW/280PS	1983→	F	19 849 17,55 00 6	4	19 849	PB/16/1	410	192	160	▶17,55	Opt.	93067		
				4	19 850	PB/17/1	410	192	160	▶17,45		93067		
			19 699 17,55 00 5	2	19 847	PB/18/1	410	192	220	▶17,55		93067		
				2	19 699	PB/18/2	410	192	220	▶17,55		93067		
			4	19 848	PB/19/1	410	192	220	▶17,45	93067				
S 213 H, HD	1976→1983	F	17 742 16,00 00 6	4	17 742	PB/9/1	410	207	140	▶16,0	With air brakes Opt 8/78→	93068		
			19 634 15,90 00 6	4	17 743	PB/10/1	410	210	140	▶16,0		93068		
				4	19 634	PB/27/1	410	207	160	▶15,9		93067		
				4	19 635	PB/28/1	410	207	160	▶15,9		93067		
		R	19 558 16,00 60 6	4	19 558	PB/11/1	410	210	180	▶16,0	3/79→ steel brake shoes	93067		
	19 712 16,10 00 6		4	19 559	PB/12/1	410	207	180	▶16,0	93067				
			4	19 712	PB/20/1	410	208	220	▶16,1	93067				
			4	19 755	PB/21/1	410	211	220	0,16	93067				
			4	19 712	PB/20/1	410	208	220	▶18,1	for cast iron brake shoes 1986→	93067			
			4	19 755	PB/21/1	410	211	220	▶18,0		93067			
S 213 U	1977→	F	17 742 16,00 00 6	4	17 742	PB/9/1	410	207	140	▶16,0	With air brakes Opt 8/78→	93068		
			19 634 15,90 00 6	4	17 743	PB/10/1	410	210	140	▶16,0		93068		
				4	19 634	PB/27/1	410	207	160	▶15,9		93067		
				4	19 635	PB/28/1	410	207	160	▶15,9		93067		
	R	19 558 16,00 60 6	4	19 558	PB/11/1	410	210	180	▶16,0	3/79→ 85 steel brake shoes	93067			
19 712 16,10 00 6		4	19 559	PB/12/1	410	207	180	▶16,0	93067					
19 712 18,10 00 6		4	19 712	PB/20/1	410	208	220	▶16,1	93067					
		4	19 755	0,168/21/1	410	211	220	0,16	93067					
			4	19 712	PB/20/1	410	208	220	▶18,1	for cast iron brake shoes 1986→	93067			
			4	19 755	PB/21/1	410	211	220	▶18,0		93067			
S 214 206kW/280PS	1983→	F	19 849 17,55 00 6	4	19 849	PB/16/1	410	192	160	▶17,55	Opt.	93067		
				4	19 850	PB/17/1	410	192	160	▶17,45		93067		
			19 699 17,55 00 5	2	19 847	PB/18/1	410	192	220	▶17,55		93067		
				2	19 699	PB/18/2	410	192	220	▶17,55		93067		
			4	19 848	PB/19/1	410	192	220	▶17,45	93067				
S 215 (except HDS) 260kW/280PS	1983→1989	F	19 849 17,55 00 6	4	19 849	PB/16/1	410	192	160	▶17,55	Opt.	93067		
				4	19 850	PB/17/1	410	192	160	▶17,45		93067		
			19 699 17,55 00 5	2	19 847	PB/18/1	410	192	220	▶17,55		93067		
				2	19 699	PB/18/2	410	192	220	▶17,55		93067		
			4	19 848	PB/19/1	410	192	220	▶17,45	93067				
S 215	1989→	F	19 849 17,55 00 6	4	19 849	PB/16/1	410	192	160	▶17,55	Opt.	93067		
				4	19 850	PB/17/1	410	192	160	▶17,45		93067		
			19 699 17,55 00 5	2	19 847	PB/18/1	410	192	220	▶17,55		93067		
				2	19 699	PB/18/2	410	192	220	▶17,55		93067		
			4	19 848	PB/19/1	410	192	220	▶17,45	93067				
S 215 H, HD	1976→1983	F	17 742 16,00 00 6	4	17 742	PB/9/1	410	207	140	▶16,0	With air brakes Opt 8/78→	93068		
			19 634 15,90 00 6	4	17 743	PB/10/1	410	210	140	▶16,0		93068		
				4	19 634	PB/27/1	410	207	160	▶15,9		93067		
				4	19 635	PB/28/1	410	207	160	▶15,9		93067		
		R	19 558 16,00 60 6	4	19 558	PB/11/1	410	210	180	▶16,0	3/79→ steel brake shoes	93067		
	19 712 16,10 00 6		4	19 559	PB/12/1	410	207	180	▶16,0	93067				
			4	19 712	PB/20/1	410	208	220	▶16,1	93067				
			4	19 755	PB/21/1	410	211	220	0,16	93067				



Rivet Ref	Head Size	Shank Ø x Shank Length	Drawing type	Head Shape	T = tubular S = semi-tubular	Material	Material Description
<b>93067</b>	18	10x18	Type C	Flat	T	STEEL	1 x FM RIVETS BAG INCLUDES 100 PCS
<b>93068</b>	18	10x20	Type C	Flat	T	STEEL	1 x FM RIVETS BAG INCLUDES 100 PCS





# WVA



!

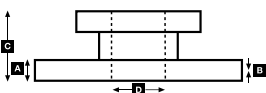
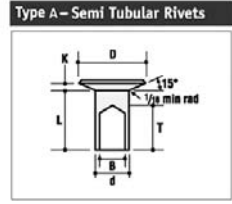
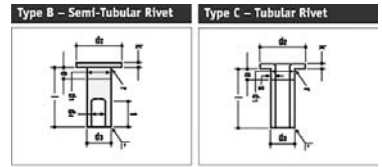
**...SETRA**

...All

S 215 HDH	1989→	R	19 699 17,55 00 5	2 19 847 PB/18/1	410 192 220	▶17,55	Trailing axle - Chass.No. 139 0000 10 20 045	93067	
				2 19 699 PB/18/2	410 192 220	▶17,55		93067	
				4 19 848 PB/19/1	410 192 220	▶17,45		93067	
			19 849 17,55 00 6	4 19 849 PB/16/1	410 192 160	▶17,55		93067	
				4 19 850 PB/17/1	410 192 160	▶17,45		93067	
			17 742 16,00 00 6	4 17 742 PB/9/1	410 207 140	▶16,0		Ch.139 0000 10 20 046→ 93068	
				4 17 743 PB/10/1	410 210 140	▶16,0		93068	
S 215 HDS 243kW /330PS	1980→10/83	R	19 712 16,10 00 6	4 19 712 PB/20/1	410 208 220	▶16,1	Trailing axle	93067	
				4 19 755 PB/21/1	410 211 220	0,16		93067	
			19 634 15,90 00 6	4 19 634 PB/27/1	410 207 160	▶15,9		93067	
				4 19 635 PB/28/1	410 207 160	▶15,9		93067	
S 215 NR		R	19 699 17,55 00 5	2 19 847 PB/18/1	410 192 220	▶17,55	93067		
				2 19 699 PB/18/2	410 192 220	▶17,55	93067		
				4 19 848 PB/19/1	410 192 220	▶17,45	93067		
S 215 U, UL	1977→	F	17 742 16,00 00 6	4 17 742 PB/9/1	410 207 140	▶16,0	With air brakes Opt 8/78→	93068	
				4 17 743 PB/10/1	410 210 140	▶16,0		93068	
			19 634 15,90 00 6	4 19 634 PB/27/1	410 207 160	▶15,9		93067	
				4 19 635 PB/28/1	410 207 160	▶15,9		93067	
			R	19 558 16,00 60 6	4 19 558 PB/11/1	410 210 180	▶16,0	3/79→85 steel brake shoes for cast iron brake shoes 1986→	93067
				4 19 559 PB/12/1	410 207 180	▶16,0	93067		
		19 712 16,10 00 6		4 19 712 PB/20/1	410 208 220	▶16,1	93067		
				4 19 755 PB/21/1	410 211 220	0,16	93067		
		19 712 18,10 00 6		4 19 712 PB/20/1	410 208 220	▶18,1	93067		
				4 19 755 PB/21/1	410 211 220	▶18,0	93067		
S 215 UL, SL 177kW/240PS	1983→1989	F	19 849 17,55 00 6	4 19 849 PB/16/1	410 192 160	▶17,55	Opt.	93067	
				4 19 850 PB/17/1	410 192 160	▶17,45		93067	
			R	19 699 17,55 00 5	2 19 847 PB/18/1	410 192 220	▶17,55		93067
				2 19 699 PB/18/2	410 192 220	▶17,55	93067		
				4 19 848 PB/19/1	410 192 220	▶17,45	93067		
S 216 HDS 243kW /330PS	1980→08/83	R	19 712 16,10 00 6	4 19 712 PB/20/1	410 208 220	▶16,1	steel brake shoes	93067	
				4 19 755 PB/21/1	410 211 220	▶16,0		93067	
			19 634 15,90 00 6	4 19 634 PB/27/1	410 207 160	▶15,9		Trailing axle 93067	
				4 19 635 PB/28/1	410 207 160	▶15,9		93067	
S 216 HDS 243kW/330PS	09/83→1989	R	19 699 17,55 00 5	2 19 847 PB/18/1	410 192 220	▶17,55	Trailing axle - Chass.No. 139 0000 10 20 045	93067	
				2 19 699 PB/18/2	410 192 220	▶17,55		93067	
				4 19 848 PB/19/1	410 192 220	▶17,45		93067	
			19 849 17,55 00 6	4 19 849 PB/16/1	410 192 160	▶17,55		93067	
				4 19 850 PB/17/1	410 192 160	▶17,45		93067	
			17 742 16,00 00 6	4 17 742 PB/9/1	410 207 140	▶16,0		Ch.139 0000 10 20 046→ 93068	
				4 17 743 PB/10/1	410 210 140	▶16,0		93068	
S 216 HDS	1989→	R	19 699 17,55 00 5	2 19 847 PB/18/1	410 192 220	▶17,55	Trailing axle - Chass.No. 139 0000 10 20 045	93067	
				2 19 699 PB/18/2	410 192 220	▶17,55		93067	
				4 19 848 PB/19/1	410 192 220	▶17,45		93067	
			19 849 17,55 00 6	4 19 849 PB/16/1	410 192 160	▶17,55		93067	
				4 19 850 PB/17/1	410 192 160	▶17,45		93067	
			17 742 16,00 00 6	4 17 742 PB/9/1	410 207 140	▶16,0		Ch.139 0000 10 20 046→ 93068	
				4 17 743 PB/10/1	410 210 140	▶16,0		93068	
S 216 HDSi	1989→	R	19 699 17,55 00 5	2 19 847 PB/18/1	410 192 220	▶17,55	Trailing axle - Chass.No. 139 0000 10 20 045	93067	
				2 19 699 PB/18/2	410 192 220	▶17,55		93067	
				4 19 848 PB/19/1	410 192 220	▶17,45		93067	
			19 849 17,55 00 6	4 19 849 PB/16/1	410 192 160	▶17,55		93067	
				4 19 850 PB/17/1	410 192 160	▶17,45		93067	
			17 742 16,00 00 6	4 17 742 PB/9/1	410 207 140	▶16,0		Ch.139 0000 10 20 046→ 93068	
				4 17 743 PB/10/1	410 210 140	▶16,0		93068	



Rivet Ref	Head Size	Shank Ø x Shank Length	Drawing type	Head Shape	T = tubular S = semi-tubular	Material	Material Description
<b>93067</b>	18	10x18	Type C	Flat	T	STEEL	1 x FM RIVETS BAG INCLUDES 100 PCS
<b>93068</b>	18	10x20	Type C	Flat	T	STEEL	1 x FM RIVETS BAG INCLUDES 100 PCS





# WVA



!

**...SETRA**

...All

SG 219 SL 177kW /240PS	1984→	F	<b>19 849 17,55 00 6</b>	4	19 849	PB/16/1	410	192	160	▶17,55		93067		
				4	19 850	PB/17/1	410	192	160	▶17,45		93067		
		R	<b>19 699 17,55 00 5</b>	2	19 847	PB/18/1	410	192	220	▶17,55	→12/87	93067		
				2	19 699	PB/18/2	410	192	220	▶17,55		93067		
				4	19 848	PB/19/1	410	192	220	▶17,45		93067		
				<b>19 712 18,10 00 6</b>	4	19 712	PB/20/1	410	208	220	▶18,1	1/88→ cast iron brake shoes	93067	
					4	19 755	PB/21/1	410	211	220	▶18,0		93067	
SG 221 UL 177kW /240PS	1984→	F	<b>19 849 17,55 00 6</b>	4	19 849	PB/16/1	410	192	160	▶17,55		93067		
				4	19 850	PB/17/1	410	192	160	▶17,45		93067		
		R	<b>19 699 17,55 00 5</b>	2	19 847	PB/18/1	410	192	220	▶17,55	→12/87	93067		
				2	19 699	PB/18/2	410	192	220	▶17,55		93067		
				4	19 848	PB/19/1	410	192	220	▶17,45		93067		
				<b>19 712 18,10 00 6</b>	4	19 712	PB/20/1	410	208	220	▶18,1	1/88→ cast iron brake shoes	93067	
					4	19 755	PB/21/1	410	211	220	▶18,0		93067	
S 228 DT 276kW/375PS	1984→	R	<b>19 699 17,55 00 5</b>	2	19 847	PB/18/1	410	192	220	▶17,55		93067		
				2	19 699	PB/18/2	410	192	220	▶17,55		93067		
				4	19 848	PB/19/1	410	192	220	▶17,45		93067		
				<b>19 849 17,55 00 6</b>	4	19 849	PB/16/1	410	192	160	▶17,55	1989→	93067	
					4	19 850	PB/17/1	410	192	160	▶17,45		93067	
				<b>17 742 16,00 00 6</b>	4	17 742	PB/9/1	410	207	140	▶16,0	Trailing axle	93068	
S 300 N	1989→	F	<b>19 849 17,55 00 6</b>	4	19 849	PB/16/1	410	192	160	▶17,55		93067		
				4	19 850	PB/17/1	410	192	160	▶17,45		93067		
		R	<b>19 699 17,55 00 5</b>	2	19 847	PB/18/1	410	192	220	▶17,55		93067		
				2	19 699	PB/18/2	410	192	220	▶17,55		93067		
				4	19 848	PB/19/1	410	192	220	▶17,45		93067		
S 300 NC City	1991→	R	<b>19 712 18,10 00 6</b>	4	19 712	PB/20/1	410	208	220	▶18,1	cast iron brake shoes	93067		
				4	19 755	PB/21/1	410	211	220	▶18,0		93067		

**ComfortClass 300**

S 315 GT-HD 250kW /340PS, S 317 GT-HD 280kW /381PS, S 319 GT-HD 280kW /381PS		F	<b>29 210 28,00 41 4</b>	4	29 210	FCV1762BFE	432	250	118	28		UA1108	<b>BCR114A</b>
			<b>29 053 30,00 41 4</b>	4	29 053	FCV1583B		250	118	30	over size	UA1108	

**ComfortClass 300**

S 315 GT, GT-HD 250kW/340PS	1991→	R	<b>19 699 17,55 00 5</b>	2	19 847	PB/18/1	410	192	220	▶17,55		93067		
				2	19 699	PB/18/2	410	192	220	▶17,55		93067		
				4	19 848	PB/19/1	410	192	220	▶17,45		93067		
S 317 GT-HD 280kW/381PS S 319 GT-HD 280kW/381PS		R	<b>19 699 17,55 00 5</b>	2	19 847	PB/18/1	410	192	220	▶17,55		93067		
				2	19 699	PB/18/2	410	192	220	▶17,55		93067		
				4	19 848	PB/19/1	410	192	220	▶17,45		93067		
				<b>17 742 16,00 00 6</b>	4	17 742	PB/9/1	410	207	140	▶16,0	Trailing axle	93068	
					4	17 743	PB/10/1	410	210	140	▶16,0		93068	
				<b>19 849 17,55 00 6</b>	4	19 849	PB/16/1	410	192	160	▶17,55	Opt.	93067	
			4	19 850	PB/17/1	410	192	160	▶17,45		93067			

**ComfortClass 400**

S 415 GT-HD, S 416 GT-HD, S 417 GT-HD 185-310kW	10/03→	F	<b>29 253 30,00 41 4</b>	4	29 253	FCV4296PTS	430	248	108	30		UA1134	<b>BCR145A</b>
		R	<b>29 253 30,00 41 4</b>	4	29 253	FCV4296PTS	430	248	108	30		UA1134	<b>BCR145A</b>

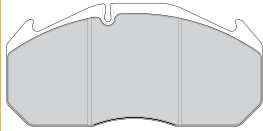
**Intercity Bus**

Wheel 22.5" Air Brake Knorr SB7..		F	<b>29 179 30,00 41 4</b>	4	29 179	FCV1598BFE		248	109	30		UA1134	
Wheel 22.5" Air Brake Knorr SB7..		R	<b>29 179 30,00 41 4</b>	4	29 179	FCV1598BFE		248	109	30		UA1134	

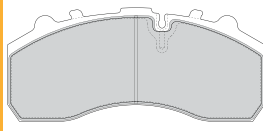
**Intercity Low Floor Bus**

Wheel = 22,5" Air Brake Knorr SB7...	01/96→	F	<b>29 179 30,00 41 4</b>	4	29 179	FCV1598BFE		248	109	30		UA1134	
		R	<b>29 179 30,00 41 4</b>	4	29 179	FCV1598BFE		248	109	30		UA1134	

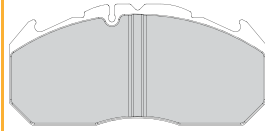
**29 053 30,00 41 4**  
4550 MER D3/D-ELSA 1



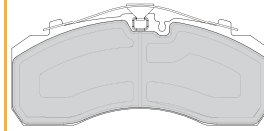
**29 179 30,00 41 4**  
4567 KNR SB/SN7



**29 210 28,00 41 4**  
4550 MER D3/D-ELSA 1



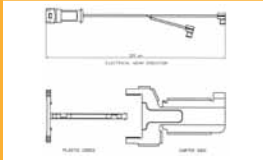
**29 253 30,00 41 4**  
4550 KNR SB/SN7



**UAI108** ↔ 335mm  
2



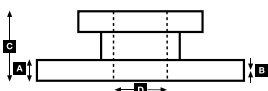
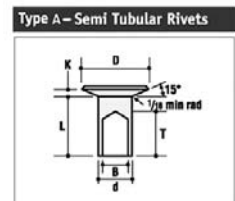
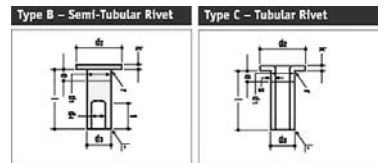
**UAI134** ↔ 355mm  
2



				<b>A</b>	<b>B</b>	<b>C</b>	<b>D</b>		<b>Kg</b>	
<b>BCR114A</b>			432	45.0	35.0	135	194	10xM16	32.5	
<b>BCR145A</b>			430	45.0	37.0	132	211	10xM14	34.2	



Rivet Ref	Head Size	Shank Ø x Shank Length	Drawing type	Head Shape	T = tubular S = semi-tubular	Material	Material Description
<b>93067</b>	18	10x18	Type C	Flat	T	STEEL	1 x FM RIVETS BAG INCLUDES 100 PCS
<b>93068</b>	18	10x20	Type C	Flat	T	STEEL	1 x FM RIVETS BAG INCLUDES 100 PCS







# WVA



!

**...SETRA****Multiclass 300**

S 313 UL 184kW /250PS S 315 H, UL 213kW /290PS, SG 321 UL 184kW /250PS S 315 NF 184kW /250PS, S 319 UL 184kW /250PS S 319 NF 184kW /250PS	01/91→	F	<b>29 210 28,00 41 4</b>	4	29 210	FCV1762BFE	432	250	118	28	over size	UAI108	<b>BCR114A</b>
		F	<b>29 053 30,00 41 4</b>	4	29 053	FCV1583B		250	118	30		UAI108	
		R	<b>29 253 30,00 41 4</b>	4	29 253	FCV4296PTS		248	108	30	UAI134		

**MultiClass 300**

S 313 UL 184kW/250PS S 315 H, UL 213kW/290PS	1991→	R	<b>19 699 17,55 00 5</b>	2	19 847	PB/18/1	410	192	220	▶17,55	93067			
				2	19 699	PB/18/2	410	192	220	▶17,55				
				4	19 848	PB/19/1	410	192	220	▶17,45				
S 319 UL 184kW/250PS	1991→	R	<b>19 712 18,10 00 6</b>	4	19 712	PB/20/1	410	208	220	▶18,1	cast iron brake shoes	93067		
				4	19 755	PB/21/1	410	211	220	▶18,0	93067			
SG 321 UL 184kW250PS		R	<b>19 699 17,55 00 5</b>	2	19 847	PB/18/1	410	192	220	▶17,55	93067			
				2	19 699	PB/18/2	410	192	220	▶17,55				
				4	19 848	PB/19/1	410	192	220	▶17,45				
				<b>17 742 16,00 00 6</b>	4	17 742	PB/9/1	410	207	140	▶16,0	Trailing axle	93068	
					4	17 743	PB/10/1	410	210	140	▶16,0	93068		
					4	19 849	PB/16/1	410	192	160	▶17,55	Opt.	93067	
<b>19 849 17,55 00 6</b>	4	19 850	PB/17/1	410	192	160	▶17,45	93067						

**TopClass 300**

S 309 HD 213kW /290PS, S 312 HD 250kW /340PS, S 315 HDH-3 280kW /381PS, S 317 HDH-3 280kW /381PS S 328 DT	01/91→	F	<b>29 210 28,00 41 4</b>	4	29 210	FCV1762BFE	432	250	118	28	over size	UAI108	<b>BCR114A</b>
		F	<b>29 053 30,00 41 4</b>	4	29 053	FCV1583B		250	118	30		UAI108	
	01/94→	F	<b>29 253 30,00 41 4</b>	4	29 253	FCV4296PTS		248	108	30		UAI134	

**TopClass 300**

S 309 HD 213@Kw/290PS S 312 HD 250kW/340PS S 315 HD 250kW /340PS S 315 HDH 250kW /340PS S 316 HDS 280kW /381PS	1991→	R	<b>19 699 17,55 00 5</b>	2	19 847	PB/18/1	410	192	220	▶17,55	93067			
				2	19 699	PB/18/2	410	192	220	▶17,55				
				4	19 848	PB/19/1	410	192	220	▶17,45				
S 315 HDH-3 280kW/381PS S 317 HDH-3 280kW/381PS		R	<b>19 699 17,55 00 5</b>	2	19 847	PB/18/1	410	192	220	▶17,55	93067			
				2	19 699	PB/18/2	410	192	220	▶17,55				
				4	19 848	PB/19/1	410	192	220	▶17,45				
				<b>17 742 16,00 00 6</b>	4	17 742	PB/9/1	410	207	140	▶16,0	Trailing axle	93068	
					4	17 743	PB/10/1	410	210	140	▶16,0	93068		
					4	19 849	PB/16/1	410	192	160	▶17,55	Opt.	93067	
<b>19 849 17,55 00 6</b>	4	19 850	PB/17/1	410	192	160	▶17,45	93067						
	S 328 DT	1994→	R	<b>19 712 18,10 00 6</b>	4	19 712	PB/20/1	410	208	220	▶18,1	cast iron brake shoes	93067	
4					19 755	PB/21/1	410	211	220	▶18,0	93067			
4					17 742	PB/9/1	410	207	140	▶16,0	Trailing axle	93068		
4					17 743	PB/10/1	410	210	140	▶16,0	93068			
4					19 849	PB/16/1	410	192	160	▶17,55	Opt.	93067		
4					19 850	PB/17/1	410	192	160	▶17,45	93067			

**TopClass 400**

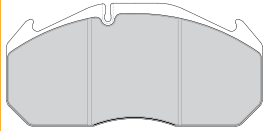
S 411 HD, S 415 HD, S 415 HDH, S 416 HDH, S 417 HDH, S 431 DT 260-320kW	2001→	F	<b>29 253 30,00 41 4</b>	4	29 253	FCV4296PTS	430	248	108	30		UAI134	<b>BCR145A</b>
		R	<b>29 253 30,00 41 4</b>	4	29 253	FCV4296PTS	430	248	108	30		UAI134	<b>BCR145A</b>

**SOLARIS****City Bus**

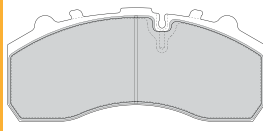
Articulated	01/99→	F	<b>29 179 30,00 41 4</b>	4	29 179	FCV1598BFE	430	248	109	30			<b>BCR168A</b>
		R	<b>29 179 30,00 41 4</b>	4	29 179	FCV1598BFE	430	248	109	30			<b>BCR168A</b>
		R	<b>29 179 30,00 41 4</b>	4	29 179	FCV1598BFE	430	248	109	30	R2 axle		<b>BCR168A</b>



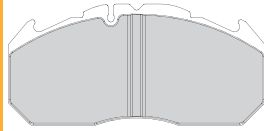
**29 053 30,00 41 4**  
4550 MER D3/D-ELSA 1



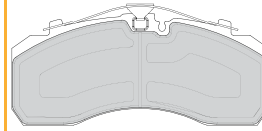
**29 179 30,00 41 4**  
4567 KNR SB/SN7



**29 210 28,00 41 4**  
4550 MER D3/D-ELSA 1



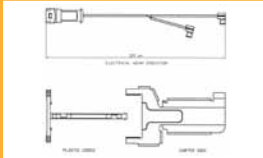
**29 253 30,00 41 4**  
4550 KNR SB/SN7



**UAI108** ↔ 335mm  
2



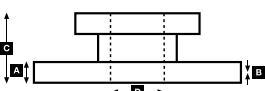
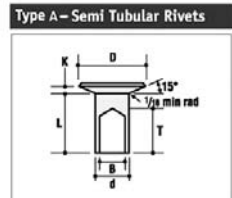
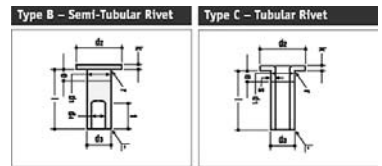
**UAI134** ↔ 355mm  
2



			<b>A</b>	<b>B</b>	<b>C</b>	<b>D</b>		<b>Kg</b>	
<b>BCR114A</b>		432	45.0	35.0	135	194	10xM16	32.5	
<b>BCR145A</b>		430	45.0	37.0	132	211	10xM14	34.2	
<b>BCR168A</b>		430	45.0	37.0	131	203	10xM16	34.4	



Rivet Ref	Head Size	Shank Ø x Shank Length	Drawing type	Head Shape	T = tubular S = semi-tubular	Material	Material Description
<b>93067</b>	18	10x18	Type C	Flat	T	STEEL	1 x FM RIVETS BAG INCLUDES 100 PCS
<b>93068</b>	18	10x20	Type C	Flat	T	STEEL	1 x FM RIVETS BAG INCLUDES 100 PCS





# WVA



!

**SOR****SOR 10.5**

Engine: Iveco F4 AE 0682C Euro3 Tector	2000→	F	<b>29 197 30,00 41 4</b>	4	29 197	FCV1275BFE	377	211	93	30				<b>BCR147A</b>
	2001→	R	<b>29 137 29,00 41 4</b>	4	29 137	FCV1387B	375	210	102	29				<b>FCR278A</b>

**SOR 10.5**

	1999→	R	<b>19 928 19,70 00 8*</b>	8	19 928	RW/26/1	360	167	170	▶19,7	*use/verwenden K19928.0-3537	93683		
--	-------	---	---------------------------	---	--------	---------	-----	-----	-----	-------	------------------------------	-------	--	--

**SOR 12**

		F	<b>29 159 30,00 40 4</b>	4	29 159	FCV1964	377	211	93	30	UAC166/UAC170(FORKS)		UAI168 UAC166	<b>BCR147A</b>
		R	<b>29 159 30,00 40 4</b>	4	29 159	FCV1964	375	211	93	30	UAC166/UAC170(FORKS)		UAI168 UAC166	

**SOR 7.5**

All		F	<b>17 290 13,40 00 6</b>	4	17 290	MB/98/2	360	172	130	▶13,4		93058		
				4	17 950	MB/99/1	360	130	130	▶13,5		93058		
		R	<b>17 290 13,40 00 6</b>	4	17 290	MB/98/2	360	172	130	▶13,4		93058		
				4	17 950	MB/99/1	360	130	130	▶13,5		93058		

**SOR 9.5**

Engine: Iveco F4 AE 0862C Euro3 Tector	2000→	F	<b>29 197 30,00 41 4</b>	4	29 197	FCV1275BFE	377	211	93	30				<b>BCR147A</b>
	2001→	R	<b>29 137 29,00 41 4</b>	4	29 137	FCV1387B	375	210	102	29				<b>FCR278A</b>

**SOR 9.5**

All	1996→2001	F	<b>17 290 13,40 00 6</b>	4	17 290	MB/98/2	360	172	130	▶13,4		93058		
				4	17 950	MB/99/1	360	130	130	▶13,5		93058		
		R	<b>19 928 19,70 00 8*</b>	8	19 928	RW/26/1	360	167	170	▶19,7	*use/verwenden K19928.0-3537	93683		

**STEYR****692-12T (4x2), (4x4), 792NIG (4x2)**

	1986→	R	<b>17 092 10,00 60 3</b>	2	17 092	SY/8/1	405	430	120	10,0		93060		
				2	17 093	SY/9/1	405	324	120	10,0		93060		

**K252.23, K550.25, KH525.23, S575.25, SH550.25, G550.25**

	1980→	R	<b>19 245 15,00 60 6</b>	4	19 245	SY/23/1	420	186	160	15,0		93067		
				4	19 782	SY/31/1	420	136	160	15,0		93067		
		R	<b>19 246 15,00 00 8</b>	8	19 246	SY/24/1	420	186	185	15,0		93067		

**SC6 F72 Citybus**

All	1987→	R	<b>15 030 08,00 60 3</b>	2	15 742	MB/80/2	270	211	79	8,0		93038		
				2	15 030	MB/81/3	270	244	79	8,0		93038		

**SL11, SS11, SG18**

		F	<b>19 245 15,00 60 6</b>	4	19 245	SY/23/1	420	186	160	15,0		93067		
				4	19 782	SY/31/1	420	136	160	15,0		93067		
		R	<b>19 246 15,00 00 8</b>	8	19 246	SY/24/1	420	186	185	15,0		93067		

**VAN HOOL****All**

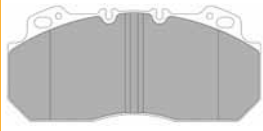
A 300 Urbain, A 420, A 440, A 500 Urbain, EOS-Model 80 - 223kW		F	<b>29 747 32,00 40 8</b>	8	29 747	FCV594	410	140	121	32				<b>BCR155A</b>
A 320		F	<b>29 090 28,00 41 4</b>	4	29 090	FCV1813B		250	114	28				
			<b>29 253 30,00 41 4</b>	4	29 253	FCV4296PTS		248	109	30				
Buses with Knorr SB/SN7...		R	<b>29 253 30,00 41 4</b>	4	29 253	FCV4296PTS		248	109	30				
EOS 90, 100, 200, 230		F	<b>29 197 30,00 41 4</b>	4	29 197	FCV1275BFE	410	211	93	30				<b>BCR155A</b>
T815, T915, T916, T917 - with Meritor D3/D-Elsa 1			<b>29 210 28,00 41 4</b>	4	29 210	FCV1578BFE		250	118	28				

**All**

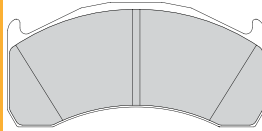
420 x 200mm BPW-axle		R	<b>19 094 17,80 00 8</b>	8	19 094	BC/97/1	420	202	200	▶17,8		93251		
300		F	<b>17 481 12,00 60 4</b>	4	17 481	FI/86/1	420	421	125	12,0		93058		
308		F	<b>17 481 12,00 60 4</b>	4	17 481	FI/86/1	420	421	125	12,0		93058		
309	09/79→	F	<b>19 786 18,90 00 5</b>	6	19 786	PB/34/1	410	202	200	▶18,9		93068		
				2	19 823	PB/34/2	410	202	200	▶18,9		93068		
		R	<b>19 786 18,90 00 5</b>	6	19 786	PB/34/1	410	202	200	▶18,9		93068		
				2	19 823	PB/34/2	410	202	200	▶18,9		93068		
314 N3		R	<b>17 481 12,00 60 4</b>	4	17 481	FI/86/1	420	421	125	12,0	Opt.	93058		
320 165 CV		R	<b>17 481 12,00 60 4</b>	4	17 481	FI/86/1	420	421	125	12,0	Opt.	93058		



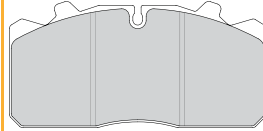
**29 090 28,00 41 4**  
4567 MER D-LISA



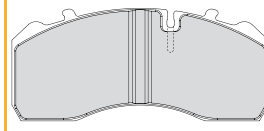
**29 137 29,00 41 4**  
4562 MER C- DUCO



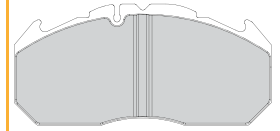
**29 159 30,00 40 4**  
4568 WAB PAN 19-1



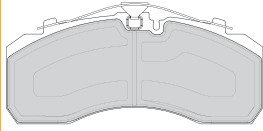
**29 197 30,00 41 4**  
4550 KNR SB/SN6



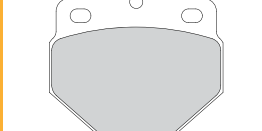
**29 210 28,00 41 4**  
4568 MER D3/D-ELSA 1



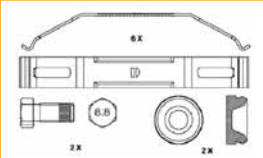
**29 253 30,00 41 4**  
4550 KNR SB/SN7



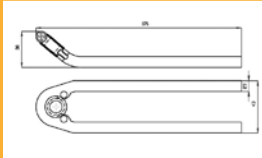
**29 747 32,00 40 8**  
1721 KNR K 85



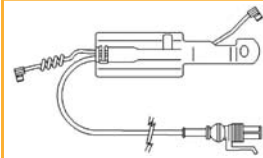
**UAC166** ↔



**UAC170** ↔



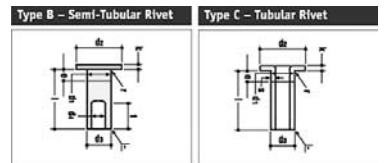
**UAI168** ↔ 380mm



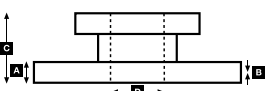
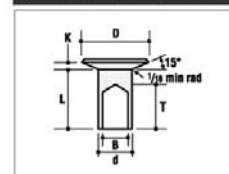
				<b>A</b>	<b>B</b>	<b>C</b>	<b>D</b>		<b>Kg</b>	
<b>BCR147A</b>			377	45.0	38.0	128	162	10xM14	23.0	
<b>BCR155A</b>			410	48.0	40.0	120	162	12xM16	29.1	
<b>FCR278A</b>			375	45.0	37.0	150	225	8x20 2xM10	37.7	



Rivet Ref	Head Size	Shank Ø x Shank Length	Drawing type	Head Shape	T = tubular S = semi-tubular	Material	Material Description
<b>93038</b>	9.5	05x10	Type C	Flat	T	STEEL	1 x FM RIVETS BAG INCLUDES 100 PCS
<b>93058</b>	15.5	08x15	Type C	Flat	T (stepped)	STEEL	1 x FM RIVETS BAG INCLUDES 100 PCS
<b>93060</b>	15.5	08x20	Type C	Flat	T (stepped)	STEEL	1 x FM RIVETS BAG INCLUDES 100 PCS
<b>93067</b>	18	10x18	Type C	Flat	T	STEEL	1 x FM RIVETS BAG INCLUDES 100 PCS
<b>93068</b>	18	10x20	Type C	Flat	T	STEEL	1 x FM RIVETS BAG INCLUDES 100 PCS
<b>93251</b>	15.5	08x15	Type B	Flat	S	STEEL	1 x FM RIVETS BAG INCLUDES 100 PCS
<b>93683</b>	12	L8	Type A	Conical	S	STEEL	1 x FM RIVETS BAG INCLUDES 100 PCS



Type A - Semi Tubular Rivets





# WVA



!



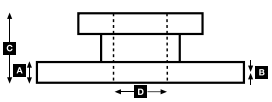
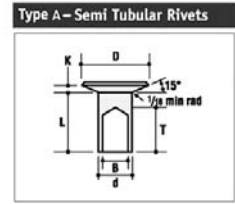
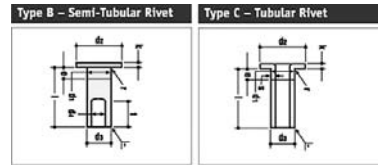
## ...VAN HOOL

...All

340 special Type/version speciale	1968→	F	<b>17 481 12,00 60 4</b>	4	17 481	FI/86/1	420	421	125	12,0		93058				
409		R	<b>17 481 12,00 60 4</b>	4	17 481	FI/86/1	420	421	125	12,0	Opt.	93058				
A 300 Urbain		F	<b>19 946 18,20 00 6</b>	4	19 946	PB/36/1	410	192	180	▶18,2	Opt.	93067				
				4	19 947	PB/37/1	410	193	180	▶18,7		93067				
				2	19 084		410	192	180	▶17,5	Opt.	93067				
				2	19 855	PB/29/1	410	192	180	▶17,5		93067				
		4	19 856	PB/30/1	410	192	180	▶17,4		93067						
		R	<b>19 699 17,55 00 5</b>	2	19 847	PB/18/1	410	192	220	▶17,55		93067				
				2	19 699	PB/18/2	410	192	220	▶17,55		93067				
				4	19 848	PB/19/1	410	192	220	▶17,45		93067				
				4	19 712	PB/20/1	410	208	220	▶16,1	→1985 steel brake shoes	93067	0,16			
				4	19 755	PB/21/1	410	211	220	▶0,16		93067				
4	19 755			PB/31/1	410	211	220	▶18,0	1986→ cast iron brakes	93067						
4	19 712	PB/32/2	410	210	220	▶18,1		93067								
A 420		F	<b>19 786 18,90 00 5</b>	6	19 786	PB/34/1	410	202	200	▶18,9	opt.	93068				
				2	19 823	PB/34/2	410	202	200	▶18,9		93068				
		R	<b>19 617 18,50 60 6</b>	4	19 618	DF/30/1	419	219	203	▶18,5		93686				
				4	19 617	DF/31/1	419	210	203	▶18,5		93686				
A 440		F	<b>19 786 18,90 00 5</b>	6	19 786	PB/34/1	410	202	200	▶18,9	Opt.	93068				
				2	19 823	PB/34/2	410	202	200	▶18,9		93068				
		R	<b>19 617 18,50 60 6</b>	4	19 618	DF/30/1	419	219	203	▶18,5		93686				
				4	19 617	DF/31/1	419	210	203	▶18,5		93686				
A 500 Urbain		F	<b>19 946 18,20 00 6</b>	4	19 946	PB/36/1	410	192	180	▶18,2		93067				
				4	19 947	PB/37/1	410	193	180	▶18,7		93067				
				R	<b>19 699 17,55 00 5</b>	2	19 847	PB/18/1	410	192	220	▶17,55		93067		
						2	19 699	PB/18/2	410	192	220	▶17,55		93067		
		4	19 848			PB/19/1	410	192	220	▶17,45		93067				
		4	19 712			PB/20/1	410	208	220	▶16,1	→1985 steel brake shoes	93067				
		4	19 755				410	211	220	▶16,0		93067				
		4	19 755			PB/31/1	410	211	220	▶18,0	1986→ cast iron brake shoes	93067				
		4	19 712	PB/32/2	410	210	220	▶18,1		93067						
		A 600 Urbain		F	<b>19 946 18,20 00 6</b>	4	19 946	PB/36/1	410	192	180	▶18,2		93067		
4	19 947					PB/37/1	410	193	180	▶18,2		93067				
R	<b>19 617 18,50 60 6</b>			4	19 618	DF/30/1	419	219	203	▶18,5		93686				
				4	19 617	DF/31/1	419	210	203	▶18,5		93686				
A 662		F	<b>17 481 12,00 60 4</b>	4	17 481	FI/86/1	420	421	125	12,0		93058				
		R	<b>17 481 12,00 60 4</b>	4	17 481	FI/86/1	420	421	125	12,0		93058				
Acron		F	<b>19 896 18,00 00 8</b>	8	19 896	AX/14/6	419	196	178	18,0	Opt.	93683				
				4	19 946	PB/36/1	410	192	180	▶18,2		93067				
				4	19 947	PB/37/1	410	193	180	▶18,2		93067				
		R	<b>19 896 18,00 00 8</b>	8	19 896	AX/14/6	419	196	178	18,0	Opt.	93683				
				4	19 114	PB/38/1	410	196	220	▶19,4	* use/verwenden 82740167	93067				
				4	19 115	PB/39/1	410	196	220	▶19,4		93067				
Altano		F	<b>19 896 18,00 00 8</b>	8	19 896	AX/14/6	419	196	178	18,0	Opt.	93683				
				6	19 786	PB/34/1	410	202	200	▶18,9		93068				
				2	19 823	PB/34/2	410	202	200	▶18,9		93068				
				4	19 946	PB/36/1	410	192	180	▶18,2	Opt.	93067				
		4	19 947	PB/37/1	410	193	180	▶18,2		93067						
		R	<b>19 896 18,00 00 8</b>	8	19 896	AX/14/6	419	196	178	18,0	Opt.	93683				
				4	19 114	PB/38/1	410	196	220	▶19,4	* use/verwenden 82740167	93067				
				4	19 115	PB/39/1	410	196	220	▶19,4		93067				
Astromege		F	<b>19 786 18,90 00 5</b>	6	19 786	PB/34/1	410	202	200	▶18,9		93068				
				2	19 823	PB/34/2	410	202	200	▶18,9		93068				
		R	<b>19 786 18,90 00 5</b>	6	19 786	PB/34/1	410	202	200	▶18,9		93068				
				2	19 823	PB/34/2	410	202	200	▶18,9		93068				
EOS Model 80-223		R	<b>19 699 17,55 00 5</b>	2	19 847	PB/18/1	410	192	220	▶17,55		93067				
				2	19 699	PB/18/2	410	192	220	▶17,55		93067				
				4	19 848	PB/19/1	410	192	220	▶17,45		93067				
				4	19 712	PB/20/1	410	208	220	▶16,1	→1985 steel brake shoes	93067				
				4	19 755	PB/21/1	410	211	220	0,16		93067				
				4	19 755	PB/31/1	410	211	220	▶18,0	1986→ cast iron brake shoes	93067				
				4	19 712	PB/32/2	410	210	220	▶18,1		93067				



Rivet Ref	Head Size	Shank Ø x Shank Length	Drawing type	Head Shape	T = tubular S = semi-tubular	Material	Material Description
<b>93058</b>	15.5	08x15	Type C	Flat	T (stepped)	STEEL	1 x FM RIVETS BAG INCLUDES 100 PCS
<b>93067</b>	18	10x18	Type C	Flat	T	STEEL	1 x FM RIVETS BAG INCLUDES 100 PCS
<b>93068</b>	18	10x20	Type C	Flat	T	STEEL	1 x FM RIVETS BAG INCLUDES 100 PCS
<b>93683</b>	12	L8	Type A	Conical	S	STEEL	1 x FM RIVETS BAG INCLUDES 100 PCS
<b>93686</b>	12	L11	Type A	Conical	S	STEEL	1 x FM RIVETS BAG INCLUDES 100 PCS





# WVA



!

**...VAN HOOL**

...All

G 280.2 Urbain		F	<b>19 494 17,00 00 8</b>	8	19 494	MP/31/2	410	175	163	▶17,0		93059	UAI202	
		R1	<b>19 786 18,90 00 5</b>	6	19 786	PB/34/1	410	202	200	▶18,9		93068		
			2	19 823	PB/34/2	410	202	200	▶18,9		93068			
G 280.3 Urbain		R2	<b>19 494 17,00 00 8</b>	8	19 494	MP/31/2	410	175	163	▶17,0		93059	UAI202	
		F	<b>19 494 17,00 00 8</b>	8	19 494	MP/31/2	410	175	163	▶17,0		93059	UAI202	
			R1	<b>19 712 16,10 00 6</b>	4	19 712	PB/20/1	410	208	220	▶16,1	→1985 steel brake shoes	93067	
		R1	<b>19 712 18,10 00 6</b>	4	19 755	PB/21/1	410	211	220	0,16		93067		
			4	19 755	PB/31/1	410	211	220	▶18,0	1986→ cast iron brake shoes	93067			
		R2	<b>19 494 17,00 00 8</b>	8	19 712	PB/32/2	410	210	220	▶18,1		93067		
G 280.4 Urbain		F	<b>19 494 17,00 00 8</b>	8	19 494	MP/31/2	410	175	163	▶17,0		93059	UAI202	
		R1	<b>19 712 16,10 00 6</b>	4	19 712	PB/20/1	410	208	220	▶16,1	→1985 steel brake shoes	93067		
			4	19 755	PB/21/1	410	211	220	0,16		93067			
		R1	<b>19 712 18,10 00 6</b>	4	19 755	PB/31/1	410	211	220	▶18,0	1986→ cast iron brake shoes	93067		
			4	19 712	PB/32/2	410	210	220	▶18,1		93067			
R2	<b>19 494 17,00 00 8</b>	8	19 494	MP/31/2	410	175	163	▶17,0		93059	UAI202			
T 809 Alizee		F	<b>19 896 18,00 00 8</b>	8	19 896	AX/14/6	419	196	178	18,0	Opt.	93683		
			<b>19 946 18,20 00 6</b>	4	19 946	PB/36/1	410	192	180	▶18,2		93067		
			4	19 947	PB/37/1	410	193	180	▶18,2		93067			
		R	<b>19 896 18,00 00 8</b>	8	19 896	AX/14/6	419	196	178	18,0	Opt.	93683		
			<b>19 114 19,40 00 6*</b>	4	19 114	PB/38/1	410	196	220	▶19,4	* use/verwenden 82740167	93067		
			4	19 115	PB/39/1	410	196	220	▶19,4		93067			
T 811, T 812, T 813		F	<b>19 384 18,15 60 5</b>	6	19 384	CW/4/1	381	188	178	▶18,15		93684		
			2	19 385	CW/4/2	381	188	178	▶18,15		93684			
		F	<b>19 495 17,00 00 8</b>	8	19 495	MP/32/2	410	177	183	▶17,0	Opt (MAN)	93059	UAI202	
		R	<b>19 896 18,00 00 8</b>	8	19 896	AX/14/6	419	196	178	18,0	Opt (MAN)	93683		
T 814, T 815	1980→	F	<b>19 384 18,15 60 5</b>	6	19 384	CW/4/1	381	188	178	▶18,15		93684		
			2	19 385	CW/4/2	381	188	178	▶18,15		93684			
		F	<b>19 495 17,00 00 8</b>	8	19 495	MP/32/2	410	177	183	▶17,0	Opt (MAN)	93059	UAI202	
		R	<b>19 896 18,00 00 8</b>	8	19 896	AX/14/6	419	196	178	18,0	Opt (MAN)	93683		

A-Series:

A 308 A 508	1980→	F	<b>19 384 18,15 60 5</b>	6	19 384	CW/4/1	381	188	178	▶18,15		93684		
			2	19 385	CW/4/2	381	188	178	▶18,15		93684			
		R	<b>19 384 18,15 60 5</b>	6	19 384	CW/4/1	381	188	178	▶18,15		93684		
			2	19 385	CW/4/2	381	188	178	▶18,15		93684			

**VOLVO**

B-Series:

B7BLE, B10BLE, B10M, B10TLE, B12B, B12M (incl 6x2) B7R, B7RLE	01/95→	F	<b>29 090 28,00 41 4</b>	4	29 090	FCV1813B	438	250	114	28			UAI116	<b>BCR192A</b>
--	--------	---	--------------------------	---	--------	----------	-----	-----	-----	----	--	--	--------	----------------

B-Series

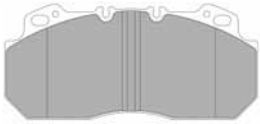
B 7BLE, B10BLE, B10M, B10TLE, B12B	1995→	R	<b>19 090 18,30 00 8</b>	8	19 090	VL/87/2	410	176	175	▶18,3	(96 x L8=5mm Platform, 104 x L10=8mm Platform)	93683/ 93685		
			<b>19 071 18,30 00 8</b>	8	19 071	VL/88/2	410	176	200	▶18,3	Opt (96 x L8=5mm Platform, 104 x L10=8mm Platform)	93683/ 93685		
			<b>19 068 18,30 00 8</b>	8	19 068	VL/89/2	410	176	225	▶18,3	Opt (96 x L8=5mm Platform, 104 x L10=8mm Platform)	93683/ 93685		

B 10-Series:

B 10 L Meritor D Lisa	01/95→	F	<b>29 090 28,00 41 4</b>	4	29 090	FCV1813B	438	250	114	28			UAI116	<b>BCR192A</b>
-----------------------	--------	---	--------------------------	---	--------	----------	-----	-----	-----	----	--	--	--------	----------------



**29 090 28,00 41 4**  
4567 MER D-LISA



**UAI116** ↔ 226mm  
📦 2



**UAI202** ↔ 195mm  
📦 4



**BCR192A**



438

45.0

38.0

127

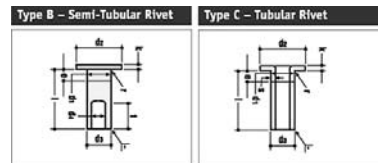
195

10xM16

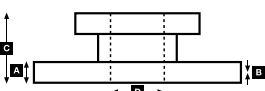
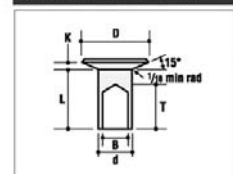
Kg  
35.0



Rivet Ref	Head Size	Shank Ø x Shank Length	Drawing type	Head Shape	T = tubular S = semi-tubular	Material	Material Description
<b>93059</b>	15.5	08x18	Type C	Flat	T (stepped)	STEEL	1 x FM RIVETS BAG INCLUDES 100 PCS
<b>93067</b>	18	10x18	Type C	Flat	T	STEEL	1 x FM RIVETS BAG INCLUDES 100 PCS
<b>93068</b>	18	10x20	Type C	Flat	T	STEEL	1 x FM RIVETS BAG INCLUDES 100 PCS
<b>93683</b>	12	L8	Type A	Conical	S	STEEL	1 x FM RIVETS BAG INCLUDES 100 PCS
<b>93684</b>	12	L9	Type A	Conical	S	STEEL	1 x FM RIVETS BAG INCLUDES 100 PCS
<b>93685</b>	12	L10	Type A	Conical	S	STEEL	1 x FM RIVETS BAG INCLUDES 100 PCS



Type A - Semi Tubular Rivets





# WVA



!



## ...VOLVO

## B 10-Series:

B 10 B	1992→	F	<b>19 562 19,00 00 6</b>	4	19 562	VL/76/2	394	190	203	▶19,0	S-Cam-Brake	93685		
			<b>19 071 18,30 00 8</b>	4	19 563	VL/77/1	394	146	203	▶19,0	Z-Cam-Brake (96 x L8=5mm Platform, 104 x L10=8mm Platform)	93685		
				8	19 071	VL/88/2	410	176	200	▶18,3			93683/93685	
		R	<b>19 799 19,00 60 6</b>	4	19 800	VL/81/2	394	190	254	▶19,0	S-Cam-Brake	93685		
			<b>19 068 18,30 00 8</b>	4	19 799	VL/82/1	394	146	254	▶19,0	Z-Cam-Brake (96 x L8=5mm Platform, 104 x L10=8mm Platform)	93685		
				8	19 068	VL/89/2	410	176	225	▶18,3			93683/93685	
B 10 H	1979→	F	<b>19 562 19,00 00 6</b>	4	19 562	VL/76/2	394	190	203	▶19,0		93685		
B 10 M				4	19 563	VL/77/1	394	146	203	▶19,0		93685		
B 10 M DL	1993→	R	<b>19 799 19,00 60 6</b>	4	19 800	VL/81/2	394	190	254	▶19,0		93685		
B 10 M GLE				4	19 799	VL/82/1	394	146	254	▶19,0		93685		
B 10 M SE, GL	1996→													
B 10 MD	1979→													
B 10 MT	1993→													
B 10 R	1979→													
B 10 L	01/95→	R	<b>19 068 18,30 00 8</b>	8	19 068	VL/89/2	410	176	225	▶18,3	Z-Cam-Brake (96 x L8=5mm Platform, 104 x L10=8mm Platform)	93683/93685		

## B 12-Series:

B 12 262-309kW	01/92→08/08	F	<b>29 090 28,00 41 4</b>	4	29 090	FCV1813B	438	250	114	28			UA116	<b>BCR192A</b>
B 12	09/08→	F	<b>29 218 29,00 41 4</b>	4	29 218	FCV4378BFE		249,6	109,5	29				
		R	<b>29 218 29,00 41 4</b>	4	29 218	FCV4378BFE		249,6	109,5	29				

## B 12-Series:

B 12	1986→	F	<b>19 071 18,30 00 8</b>	8	19 071	VL/88/2	410	176	200	▶18,3	Z-Cam-Brake (96 x L8=5mm Platform, 104 x L10=8mm Platform)	93683/93685		
		R	<b>19 068 18,30 00 8</b>	8	19 068	VL/89/2	410	176	225	▶18,3	Z-Cam-Brake (96 x L8=5mm Platform, 104 x L10=8mm Platform)	93683/93685		
B 12 L	1995→	R	<b>19 068 18,30 00 8</b>	8	19 068	VL/89/2	410	176	225	▶18,3	(96 x L8=5mm Platform, 104 x L10=8mm Platform)	93683/93685		

## B 6-Series:

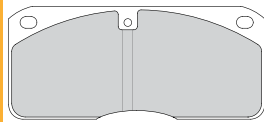
B 6, FA	01/83→	F	<b>29 039 22,00 40 4</b>	4	29 039	FCV702	322	177	78	22			UA104	<b>BCR131A</b>
---------	--------	---	--------------------------	---	--------	--------	-----	-----	----	----	--	--	-------	----------------

## B 6-Series:

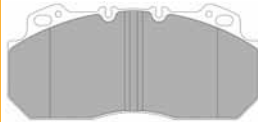
B 6, FA	1983→	F	<b>19 384 18,15 60 5</b>	6	19 384	CW/4/1	381	188	178	▶18,15	83-85	93684		
			<b>19 269 09,30 60 3*</b>	2	19 385	CW/4/2	381	188	178	▶18,15		93684		
				2	19 272	GG/207/1	360	353	170	▶12,8	86-88 /* use/verwenden B2345927	93683		
			<b>19 543 14,80 60 5</b>	2	19 269	GG/208/1	360	270	170	9,3		93683		
				4	19 543	GG/214/1	360	174	170	▶14,8	89-94	93683		
				2	19 552	GG/215/1	360	269	170	▶8,4		93683		
		<b>19 758 14,80 60 6</b>	4	19 758	GG/235/1	360	174	170	▶14,8	1995→	93683			
			4	19 759	GG/236/1	360	174	170	▶9,7		93683			
		R	<b>19 384 18,15 60 5</b>	6	19 384	CW/4/1	381	188	178	▶18,15	83-85	93684		
			<b>19 269 09,30 60 3*</b>	2	19 385	CW/4/2	381	188	178	▶18,15		93684		
				2	19 272	GG/207/1	360	353	170	▶12,8	86-88 /* use/verwenden B2345927	93683		
			<b>19 543 14,80 60 5</b>	2	19 269	GG/208/1	360	270	170	9,3		93683		
	4		19 543	GG/214/1	360	174	170	▶14,8	89-94	93683				
	2		19 552	GG/215/1	360	269	170	▶8,4		93683				
<b>19 758 14,80 60 6</b>	4	19 758	GG/235/1	360	174	170	▶14,8	1995→	93683					
	4	19 759	GG/236/1	360	174	170	▶9,7		93683					



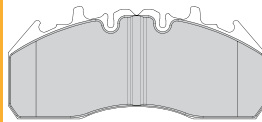
**29 039 22,00 40 4**  
3422 MER 2x68



**29 090 28,00 41 4**  
4567 MER D-LISA



**29 218 29,00 41 4**  
4567 MER Elsa225-3 (ex-PNG)



**UAI104** ↔ 235mm  
2



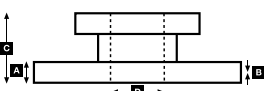
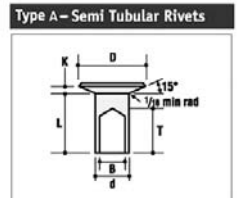
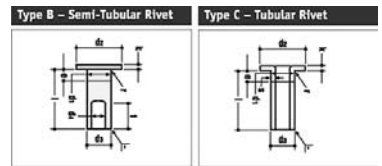
**UAI116** ↔ 226mm  
2



				<b>A</b>	<b>B</b>	<b>C</b>	<b>D</b>		<b>Kg</b>	
<b>BCR131A</b>				30.0	28.0	90	132	8xM14	13.6	
<b>BCR192A</b>				45.0	38.0	127	195	10xM16	35.0	



Rivet Ref	Head Size	Shank Ø x Shank Length	Drawing type	Head Shape	T = tubular S = semi-tubular	Material	Material Description
<b>93683</b>	12	L8	Type A	Conical	S	STEEL	1 x FM RIVETS BAG INCLUDES 100 PCS
<b>93684</b>	12	L9	Type A	Conical	S	STEEL	1 x FM RIVETS BAG INCLUDES 100 PCS
<b>93685</b>	12	L10	Type A	Conical	S	STEEL	1 x FM RIVETS BAG INCLUDES 100 PCS





# WVA



!

**...VOLVO****B 7-Series:**

B 7 155kW /211PS	1987→	F	<b>19 071 18,30 00 8</b>	8	19 071	VL/88/2	410	176	200	▶18,3	Z-Cam-Brake (96 x L8=5mm Platform, 104 x L10=8mm Platform)	93683/ 93685	
		F	<b>19 941 18,30 60 8</b>	8	19 941	VL/86/1	410	176	150	▶18,3	Opt. (96 x L8=5mm Platform, 80 x L10=8mm Platform)	93683/ 93685	
			<b>19 562 19,00 00 6</b>	4	19 563	VL/77/1	394	146	203	▶19,0	Ch.30000→	93685	
				4	19 562	VL/76/2	394	190	203	▶19,0		93685	
		R	<b>19 068 18,30 00 8</b>	8	19 068	VL/89/2	410	176	225	▶18,3	(96 x L8=5mm Platform, 104 x L10=8mm Platform)	93683/ 93685	
			<b>19 090 18,30 00 8</b>	8	19 090	VL/87/2	410	176	175	▶18,3	Opt. (96 x L8=5mm Platform, 104 x L10=8mm Platform)	93683/ 93685	
			<b>19 799 19,00 60 6</b>	4	19 800	VL/81/2	394	190	254	▶19,0	Ch.30000→	93685	
				4	19 799	VL/82/1	394	146	254	▶19,0		93685	

**B 9-Series:**

B 9 M 180kW /245PS	1983→	F	<b>19 560 19,00 00 6</b>	4	19 560	VL/74/1	414	197	152	▶19,0	→1996	93685	
			<b>19 562 19,00 00 6</b>	4	19 561	VL/75/1	414	159	152	▶19,0		93685	
				4	19 562	VL/76/2	394	190	203	▶19,0	1996→	93685	
				4	19 563	VL/77/1	394	146	203	▶19,0		93685	
		R	<b>19 562 19,00 00 6</b>	4	19 562	VL/76/2	394	190	203	▶19,0	→1996	93685	
				4	19 563	VL/77/1	394	146	203	▶19,0		93685	
			<b>19 799 19,00 60 6</b>	4	19 800	VL/81/2	394	190	254	▶19,0	1996→	93685	
				4	19 799	VL/82/1	394	146	254	▶19,0		93685	

**B12M (Incl 6x2)**

	1995→	R	<b>19 068 18,30 00 8</b>	8	19 068	VL/89/2	410	176	225	▶18,3	(96 x L8=5mm Platform, 104 x L10=8mm Platform)	93683/ 93685	
--	-------	---	--------------------------	---	--------	---------	-----	-----	-----	-------	--	-----------------	--

**B7000-Series:**

B7000	09/08→	F	<b>29 218 29,00 41 4</b>	4	29 218	FCV4378BFE	249.6	109.5	29			
		R	<b>29 218 29,00 41 4</b>	4	29 218	FCV4378BFE	249.6	109.5	29			

**B8000-Series:**

B8000	09/08→	F	<b>29 218 29,00 41 4</b>	4	29 218	FCV4378BFE	249.6	109.5	29			
		R	<b>29 218 29,00 41 4</b>	4	29 218	FCV4378BFE	249.6	109.5	29			

**B9000-Series:**

B9000	09/08→	F	<b>29 218 29,00 41 4</b>	4	29 218	FCV4378BFE	249.6	109.5	29			
		R	<b>29 218 29,00 41 4</b>	4	29 218	FCV4378BFE	249.6	109.5	29			

**Citybus**

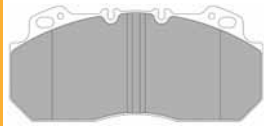
B7L, B10BLE (S/D), B7L, B7LA, B10L, B10LA (S/D), B7TL, B9TL, B10TL (D/D & 6x2)		F	<b>29 090 28,00 41 4</b>	4	29 090	FCV1813B	438	250	114	28		UA116	<b>BCR192A</b>
--	--	---	--------------------------	---	--------	----------	-----	-----	-----	----	--	-------	----------------

**Citybus**

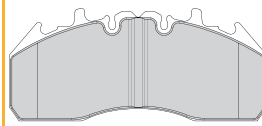
B7TL, B9TL, B10TL (D/D & 6x2); B7L, B10BLE (S/D)		R	<b>19 068 18,30 00 8</b>	8	19 068	VL/89/2	410	176	225	▶18,3	(96 x L8=5mm Platform, 104 x L10=8mm Platform)	93683/ 93685	
B7L, B10BLE (S/D)		R	<b>19 090 18,30 00 8</b>	8	19 090	VL/87/2	410	176	175	▶18,3	Opt (96 x L8=5mm Platform, 104 x L10=8mm Platform)	93683/ 93685	
			<b>19 071 18,30 00 8</b>	8	19 071	VL/88/2	410	176	200	▶18,3	Opt (96 x L8=5mm Platform, 104 x L10=8mm Platform)	93683/ 93685	



**29 090 28,00 41 4**  
4567 MER D-LISA



**29 218 29,00 41 4**  
4567 MER Elso225-3 (ex-PNG)



**UAI116** ↔ 226mm  
2

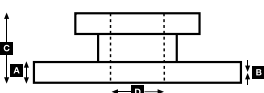
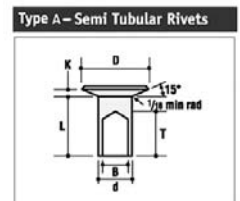
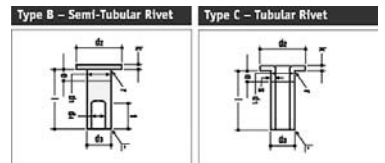


**BCR192A**

			<b>A</b>	<b>B</b>	<b>C</b>	<b>D</b>		<b>Kg</b>	
		438	45.0	38.0	127	195	10xM16	35.0	



Rivet Ref	Head Size	Shank Ø x Shank Length	Drawing type	Head Shape	T = tubular S = semi-tubular	Material	Material Description
<b>93683</b>	12	L8	Type A	Conical	S	STEEL	1 x FM RIVETS BAG INCLUDES 100 PCS
<b>93685</b>	12	L10	Type A	Conical	S	STEEL	1 x FM RIVETS BAG INCLUDES 100 PCS





# WVA



!

**...VOLVO****Olympian Series**

Olympian	1988→	F	<b>19 090 18,30 00 8</b>	8	19 090	VL/87/2	410	176	175	▶18,3	(96 x L8=5mm Platform, 104 x L10=8mm Platform)	93683/ 93685	
		R1	<b>19 068 18,30 00 8</b>	8	19 068	VL/89/2	410	176	225	▶18,3	(96 x L8=5mm Platform, 104 x L10=8mm Platform)	93683/ 93685	
		R2	<b>19 090 18,30 00 8</b>	8	19 090	VL/87/2	410	176	175	▶18,3	(96 x L8=5mm Platform, 104 x L10=8mm Platform)	93683/ 93685	
Olympian MK2	1993→	F	<b>19 090 18,30 00 8</b>	8	19 090	VL/87/2	410	176	175	▶18,3	(96 x L8=5mm Platform, 104 x L10=8mm Platform)	93683/ 93685	
		R	<b>19 068 18,30 00 8</b>	8	19 068	VL/89/2	410	176	225	▶18,3	(96 x L8=5mm Platform, 104 x L10=8mm Platform)	93683/ 93685	
			<b>19 783 14,60 60 6</b>	4	19 783	MQ/3/2	311	148	178	▶14,6	Opt.	93684	
				4	19 784	MQ/4/2	311	146	178	▶14,3		93684	
	R	<b>19 090 18,30 00 8</b>	8	19 090	VL/87/2	410	176	175	▶18,3	Auxiliary axle (96 x L8=5mm Platform, 104 x L10=8mm Platform)	93683/ 93685		

**TX (8000.9000)**

	01/00→	F	<b>29 125 29,00 41 4</b>	4	29 125	FCV1962B		250	111	29				
			<b>29 090 28,00 41 4</b>	4	29 090	FCV1813B	438	250	114	28	D-Isa Opt		UA1116	<b>BCR192A</b>
		R	<b>29 125 29,00 41 4</b>	4	29 125	FCV1962B		250	111	29				



**29 090 28,00 41 4**  
4567 MER D-LISA



**29 125 29,00 41 4**  
4567 MER D-DUCO



**UAI116** ↔ 226mm  
2



**BCR192A**



438

A 45.0

B 38.0

C 127

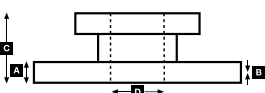
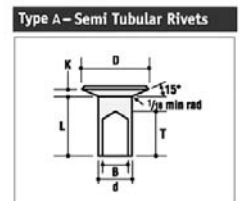
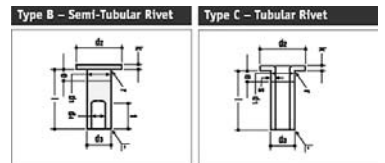
D 195

10xM16

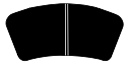
Kg 35.0



Rivet Ref	Head Size	Shank Ø x Shank Length	Drawing type	Head Shape	T = tubular S = semi-tubular	Material	Material Description
<b>93683</b>	12	L8	Type A	Conical	S	STEEL	1 x FM RIVETS BAG INCLUDES 100 PCS
<b>93684</b>	12	L9	Type A	Conical	S	STEEL	1 x FM RIVETS BAG INCLUDES 100 PCS
<b>93685</b>	12	L10	Type A	Conical	S	STEEL	1 x FM RIVETS BAG INCLUDES 100 PCS







# WVA



!



## HALDEX

DB19

			<b>29 207 30,00 41 4</b>	4	29 207	FCV1815BFE	210	92	30	GIGANT Application		UAI175	
--	--	--	--------------------------	---	--------	------------	-----	----	----	--------------------	--	--------	--

DB22LT

			<b>29 195 30 00 41 4</b>	4	29 195	FCV1814BFE	210	93.8	30	GIGANT Application			
--	--	--	--------------------------	---	--------	------------	-----	------	----	--------------------	--	--	--

MK II, MKIII

DB22 disc brake versions for 22, 5" wheel			<b>29 120 30,00 41 4</b>	4	29 120	FCV1901B	248	105	30	without bump			
---	--	--	--------------------------	---	--------	----------	-----	-----	----	--------------	--	--	--

MKIV, ModulX

DB22 disc brake versions for 22, 5" wheel			<b>29 143 30,00 41 4</b>	4	29 143	FCV1367B	248	105	30	with bump		UAI171/UAI172	
---	--	--	--------------------------	---	--------	----------	-----	-----	----	-----------	--	---------------	--

## KNORR-BREMSE

All

K65 Coach applications		F	<b>29 688 25,00 40 8*</b>	8	29 688	FCV961	110	99	25	* use/verwenden FCV961			
K85 Coach applications		F	<b>29 747 32,00 40 8</b>	8	29 747	FCV594	140	121	32				
SB/SN5000 Truck/Trailer applications 17.5" wheels		F	<b>29 183 27,00 41 3</b>	4	29 183	FCV1277BFE	185	84	27/34				
		R	<b>29 183 27,00 41 3</b>	4	29 183	FCV1277BFE	185	84	27/34				
SB/SN6000 Trailer applications 19.5" wheels	→04/03 05/03→	R	<b>29 197 30,00 41 4</b>	4	29 197	FCV1329BFE	211	93	30	All trailer applications besides BPW Only BPW Axle SB3745T	UAI171/UAI172		
		F	<b>29 197 30,00 41 4</b>	4	29 197	FCV1329BFE	211	93	30				
		F	<b>29 165 30,00 41 4</b>	4	29 165	FCV1678B	211	93	30				
SB/SN6000 Truck applications 19.5" wheels		F	<b>29 197 30,00 41 4</b>	4	29 197	FCV1275BFE	211	93	30				
		R	<b>29 197 30,00 41 4</b>	4	29 197	FCV1275BFE	211	93	30				
SB/SN6000 MAN Truck applications 19.5" wheels		F	<b>29 197 30,00 41 4</b>	4	29 197	FCV1792BFE	211	93	30				
		R	<b>29 197 30,00 41 4</b>	4	29 197	FCV1792BFE	211	93	30				
SB/SN7000 Trailer applications 22.5" wheels	→04/03 05/03→	R	<b>29 253 30,00 41 4</b>	4	29 253	FCV4296PTS	248	108	30	All trailer applications besides BPW Only BPW Axle SB4345T	UAI171/UAI172		
		F	<b>29 253 30,00 41 4</b>	4	29 253	FCV4296PTS	248	108	30				
		R	<b>29 167 30,00 41 4</b>	4	29 167	FCV1677B	248	108	30				
SB/SN7000 Truck/Coach applications 22.5" wheels		F	<b>29 253 30,00 41 4</b>	4	29 253	FCV4296PTS	248	108	30				
		R	<b>29 253 30,00 41 4</b>	4	29 253	FCV4296PTS	248	108	30				
SB/SN7000 DAF		F	<b>29 253 30,00 41 4</b>	4	29 253	FCV4345PTS 432	248	109	30	HD option 29 179 30,00 41 4			
		R	<b>29 253 30,00 41 4</b>	4	29 253	FCV4345PTS 432	248	109	30	HD option 29 179 30,00 41 4			
SB/SN7000 Scania		F	<b>29 179 30,00 41 4</b>	4	29 179	FCV1373DFE	248	109	30				
		R	<b>29 179 30,00 41 4</b>	4	29 179	FCV1373DFE	248	109	30				
SB/SN7000 Urban Bus applications only 22.5" wheels		F	<b>29 179 30,00 41 4</b>	4	29 179	FCV1598BFE	248	109	30				
		R	<b>29 179 30,00 41 4</b>	4	29 179	FCV1598BFE	248	109	30				
SB/SN7000 Bova		F	<b>29 179 30,00 42 4</b>	4	29 179	FCV4374BFE	248	109	30	wear indicator UAI130 included in the pad set			
		R	<b>29 179 30,00 42 4</b>	4	29 179	FCV4374BFE	248	109	30	wear indicator UAI130 included in the pad set			
SB7600 Iveco Truck applications 22.5" wheels		F	<b>29 196 30,00 40 4</b>	4	29 196	FCV1914FE 436	248	108	30				
		R	<b>29 196 30,00 40 4</b>	4	29 196	FCV1914FE 436	248	108	30				
		F	<b>29 196 30,00 41 4</b>	4	29 196		248	108	30	incl. accessory kit			
		R	<b>29 196 30,00 41 4</b>	4	29 196		248	108	30	incl. accessory kit			
SK7 Trailer applications	05/03→	R	<b>29 158 30,00 41 4</b>	4	29 158	FCV1657B	210.8	108	30	For SAF only			
		F	<b>29 171 30,00 41 4</b>	4	29 171	FCV1825B	210.8	108	30	BPW Axle SB4309T			

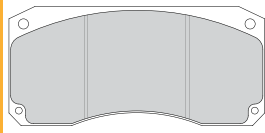
## MERITOR

All

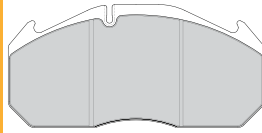
C-Duco Volvo Applications	2000→	R	<b>29 137 29,00 41 4</b>	4	29 137	FCV1387B	210	102	29				
D Lisa Bus Applications	1991→	F	<b>29 090 28,00 41 4</b>	4	29 090	FCV1813B	250	114	28			UAI116	
D2	07/87→	F	<b>29 043 24,00 40 4</b>	4	29 043	FCV769	204	97	24			UAI109/UAI111	
D Duco	2000→	F	<b>29 125 29,00 41 4</b>	4	29 125	FCV1388B	250	111	29				
		R	<b>29 125 29,00 41 4</b>	4	29 125	FCV1388B	250	111	29				
D Lisa Applications	1991→	F	<b>29 090 28,00 41 4</b>	4	29 090	FCV1047B	250	114	28			UAI116	
D3/ D-Elsa 1 MAN applications	01/89→	F	<b>29 210 28,00 41 4</b>	4	29 210	FCV1578BFE	250	118	28	Man bus max 100km/h speed		UAI161/UAI162	
		R	<b>29 210 28,00 41 4</b>	4	29 210	FCV1578BFE	250	118	28	Man bus max 100km/h speed		UAI161/UAI162	
D3/ D-Elsa 1 oversize 30mm MAN		F	<b>29 053 30,00 41 4</b>	4	29 053	FCV1583B	250	118	30				
		R	<b>29 053 30,00 41 4</b>	4	29 053	FCV1583B	250	118	30				
D3/ D-Elsa 1 RV1 applications	04/90→	F	<b>29 210 28,00 41 4</b>	4	29 210	FCV1585BFE	250	118	28			UAI101→12/95 UAI17 01/96→	



**29 043 24,00 40 4**  
1720 MER D2



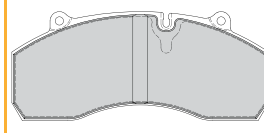
**29 053 30,00 41 4**  
4567, 4568 MER D3/D-ELSA 1



**29 090 28,00 41 4**  
4572 MER D-LISA



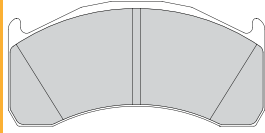
**29 120 30,00 41 4**  
4550 HAL DB22



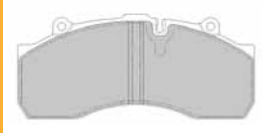
**29 125 29,00 41 4**  
4562 MER D-DUCO



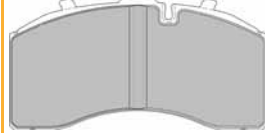
**29 137 29,00 41 4**  
4562 MER C- DUCO



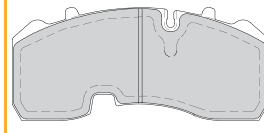
**29 143 30,00 41 4**  
4550 HAL DB22



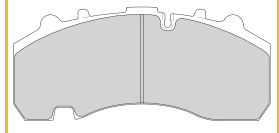
**29 158 30,00 41 4**  
4550 KNR SK7



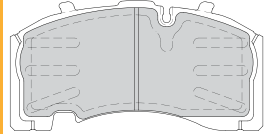
**29 165 30,00 41 4**  
4575 KNR SB3745T (SB6)



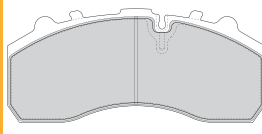
**29 167 30,00 41 4**  
4575 KNR SB4345T (SB7)



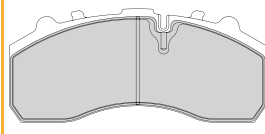
**29 171 30,00 41 4**  
4575 KNR SB4309T (SK7)



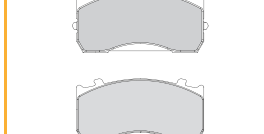
**29 179 30,00 41 4**  
4567, 4576, 7083 KNR SB/SN7



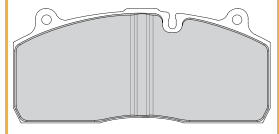
**29 179 30,00 42 4**  
4550 KNR SB/SN7



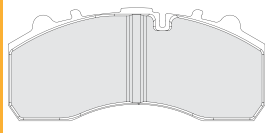
**29 183 27,00 41 3**  
4550 KNR SB/SN5



**29 195 30 00 41 4**  
4581 HALDEX DB22LT



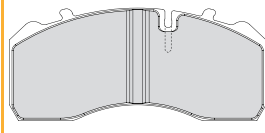
**29 196 30,00 40 4**  
4550 KNR SB7600



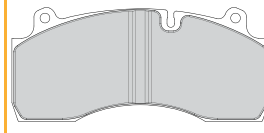
**29 196 30,00 41 4**  
4550 KNR SB7600



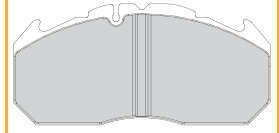
**29 197 30,00 41 4**  
4550, 4568, 4569 KNR SB/SN6



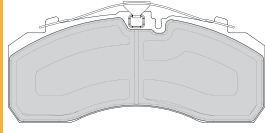
**29 207 30,00 41 4**  
4581 HAL DB19



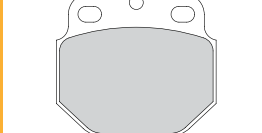
**29 210 28,00 41 4**  
4567, 4568, 4572 MER D3/D-ELSA 1



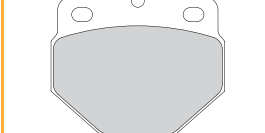
**29 253 30,00 41 4**  
4550, 4567, 4569 KNR SB/SN7



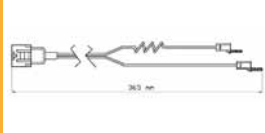
**29 688 25,00 40 8\***  
1721 KNR K 65



**29 747 32,00 40 8**  
1721 KNR K 85



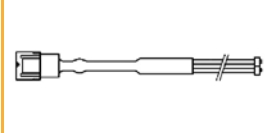
**UAI101** ↔ 365mm  
📦 2



**UAI109** ↔ 420mm  
📦 2



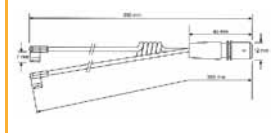
**UAI111** ↔ 580mm  
📦 2



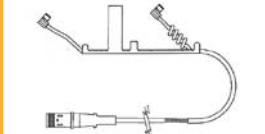
**UAI116** ↔ 226mm  
📦 2



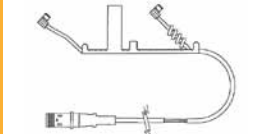
**UAI117** ↔ 400mm  
📦 2



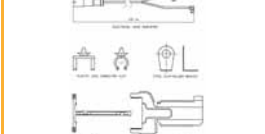
**UAI161** ↔ 385mm  
📦 2



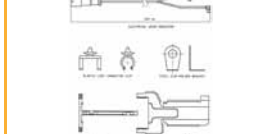
**UAI162** ↔ 400mm  
📦 2



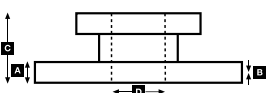
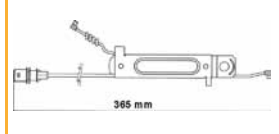
**UAI171** ↔ 430mm  
📦 2



**UAI172** ↔ 940mm  
📦 2



**UAI175** ↔ 365mm  
📦 2





# WVA



!

**...MERITOR****...All**

D3/ D-Elsa 1 Mercedes applications	09/91→	F	<b>29 083 28,00 41 4</b>	4	29 083	FCV760B	250	118	28			UAI107 FAC102
			<b>29 083 28,00 42 4</b>	4	29 083		250	118	28	incl. heatshields		UAI107
D3/ D-Elsa 1 oversize 30mm Mercedes		R	<b>29 083 28,00 41 4</b>	4	29 083	FCV760B	250	118	28			FAC102
			<b>29 083 28,00 42 4</b>	4	29 083		250	118	28	incl. heatshields		
D3/ D-Elsa 1 oversize 30mm Bus only	1992→	F	<b>29 053 30,00 41 4</b>	4	29 053	FCV1583B	250	118	30			
		R	<b>29 053 30,00 41 4</b>	4	29 053	FCV1583B	250	118	30			
D3/ D-Elsa 1 Urban Bus only		F	<b>29 210 28,00 41 4</b>	4	29 210	FCV1579BFE	250	118	28	Man bus max 80km/h speed		UAI161/UAI162
		R	<b>29 210 28,00 41 4</b>	4	29 210	FCV1579BFE	250	118	28	Man bus max 80km/h speed		UAI161/UAI162
D-Elsa 2 Urban bus only	2002→	F	<b>29 156 30,00 41 4</b>	4	29 156	FCV1656BFE	250	118	30			UAI164
		R	<b>29 156 30,00 41 4</b>	4	29 156	FCV1656BFE	250	118	30			
D-Elsa 2 R.Trucks applications D-Elsa 2 MAN/ERF applications	08/00→ 03/00→		<b>29 156 30,00 41 4</b>	4	29 156	FCV1653BFE	250	118	30			UAI163
		F	<b>29 156 30,00 41 4</b>	4	29 156	FCV1404BFE	250	118	30			UAI164
		R	<b>29 156 30,00 41 4</b>	4	29 156	FCV1404BFE	250	118	30			
DX 225 Bus Applications	1998→	F	<b>29 150 30,00 41 4</b>	4	29 150	FCV1821B	249	117.5	30			
DX 195	1998→	R	<b>29 155 27,00 41 4</b>	4	29 155	FCV1857BFE 378						
DX 225 Bus Applications	1998→	F	<b>29 150 30,00 41 4</b>	4	29 150	FCV1821B	249	117.5	30			UAI170
		R	<b>29 150 30,00 41 4</b>	4	29 150	FCV1821B	249	117.5	30			UAI170
DX 225 Special vehicles		F	<b>29 180 29,00 41 4</b>	4	29 180	FCV4352B	235.5	109	29			UAI180
		R	<b>29 180 29,00 41 4</b>	4	29 180	FCV4352B	235.5	109	29			UAI180
Elsa 195 ROR Applications	2003→	R	<b>29 169 30,00 41 4</b>	4	29 169	FCV1624B	211	100	30			
Elsa 225-1 Renault Truck Midlum/Volvo Trucks Applications	05/06→	F	<b>29 203 29,00 41 4</b>	4	29 203	FCV4377B	216	99.6	29			UAI169 (Ren.)
		R	<b>29 203 29,00 41 4</b>	4	29 203	FCV4377B	216	99.6	29			UAI169 (Ren.)
Elsa 225-3 Renault/Volvo Applications	10/05→	F	<b>29 218 29,00 41 4</b>	4	29 218	FCV4378BFE	249.6	109.5	29			UAI169 (Ren.)
		R	<b>29 218 29,00 41 4</b>	4	29 218	FCV4378BFE	249.6	109.5	29			UAI169 (Ren.)
Elsa 225-3 Volvo Bus	09/08→	F	<b>29 218 29,00 41 4</b>	4	29 218	FCV4378BFE	249.6	109.5	29			
		R	<b>29 218 29,00 41 4</b>	4	29 218	FCV4378BFE	249.6	109.5	29			

**Lift Axles**

VGT195 Renault/Volvo Applications	05/06→	R	<b>29 177 29,00 41 4</b>	4	29 177	FCV4170B	210	102.6	29			UAI169 (Ren.)
-----------------------------------	--------	---	--------------------------	---	--------	----------	-----	-------	----	--	--	---------------

**WABCO****PAN17**

			<b>29 088 26,00 40 4</b>	4	29 088/ 29 144	FCV4283	330	176	83	26	MAN Applications	
			<b>29 088 26,00 40 4</b>	4	29 088	FCV1279		176	83	26	DAF/ RENAULT TRUCKS Applications	
			<b>29 088 26,00 40 4</b>	4	29 088	FCV1354		176	83	26	IVECO Applications	

**PAN19-1**

			<b>29 159 30,00 40 4</b>	4	29 159	FCV1964		211	93	30	DAF Applications	
			<b>29 159 30,00 40 4</b>	4	29 159	FCV4043		211	93	30	SAF/SMB Applications	
			<b>29 159 30,00 40 4</b>	4	29 159	FCV1963		211	93	30	DENNIS BUS/ SOR BUS	

**PAN19-2**

			<b>29 142 30,00 40 4</b>	4	29 141/ 29 142	FCV1389		204.6	99.6	30	DAF/ RENAULT TRUCKS Applications	
--	--	--	--------------------------	---	-------------------	---------	--	-------	------	----	----------------------------------	--

**PAN22**

			<b>29 154 30,00 40 4</b>	4	29 154	FCV1366		248	108	30	SMB	
--	--	--	--------------------------	---	--------	---------	--	-----	-----	----	-----	--

**PAN22-1**

			<b>29 162 31,00 40 4</b>	4	29 162	FCV1828		210.3	109.8	31	SMB/SAF	
--	--	--	--------------------------	---	--------	---------	--	-------	-------	----	---------	--

**Wabco 1000 V-G**

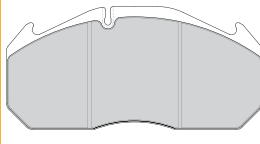
			<b>29 055 22,00 40 4</b>	4	29 055	FCV987		176	83	22	MAN Applications	
--	--	--	--------------------------	---	--------	--------	--	-----	----	----	------------------	--

**Wabco 1600 V-G**

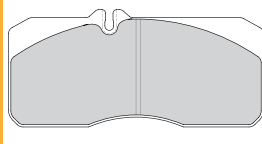
			<b>29 077 27,00 40 3</b>	4	29 077	FCV1042		205	106	27	DAF Applications	
--	--	--	--------------------------	---	--------	---------	--	-----	-----	----	------------------	--



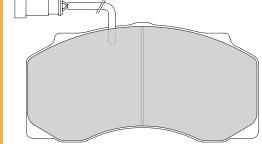
**29 053 30,00 41 4**  
4567, 4568 MER D3/D-ELSA 1



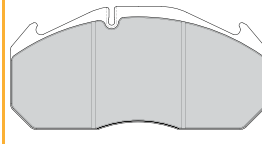
**29 055 22,00 40 4**  
4551 WAB 1000 V-G



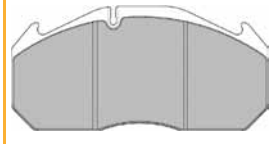
**29 077 27,00 40 3**  
1721 WAB 1600 V-G



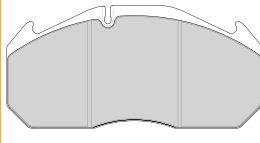
**29 083 28,00 41 4**  
3422 MER D3



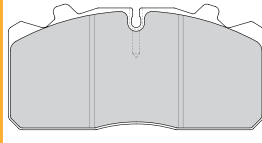
**29 083 28,00 42 4**  
3422 MER D3



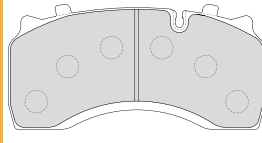
**29 084 30,00 41 4**  
3422 MER



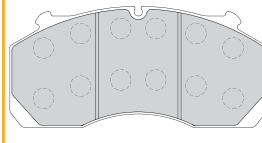
**29 088 26,00 40 4**  
1723, 4523, 4568 WAB PAN 17



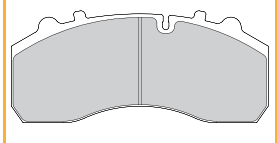
**29 142 30,00 40 4**  
4572 WAB PAN 19-2



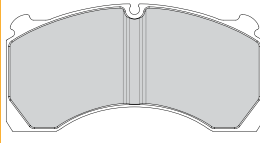
**29 150 30,00 41 4**  
4567 MER DX225



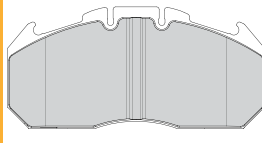
**29 154 30,00 40 4**  
4550 WAB PAN 22



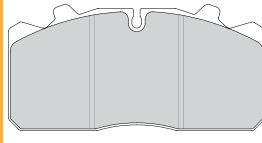
**29 155 27,00 41 4**  
4550 MER DX195



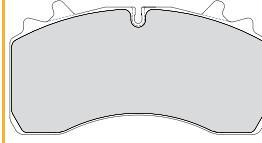
**29 156 30,00 41 4**  
4567, 4568, 4572 MER D-ELSA 2



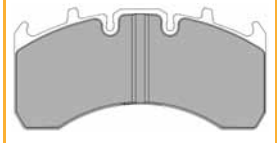
**29 159 30,00 40 4**  
4567, 4568, 4569 WAB PAN 19-1



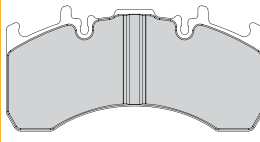
**29 162 31,00 40 4**  
4569 WAB PAN 22-1



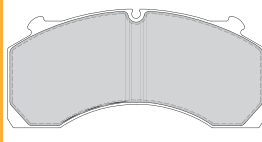
**29 169 30,00 41 4**  
4562 MER ELSA195



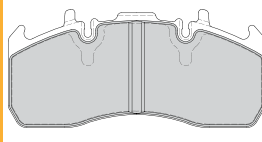
**29 177 29,00 41 4**  
4572 MER VGT195



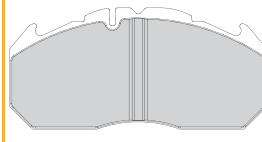
**29 180 29,00 41 4**  
4562 MER DX225



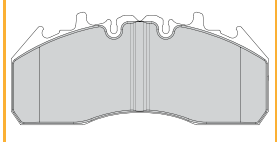
**29 203 29,00 41 4**  
4567 MER ELSA225-1




**29 210 28,00 41 4**  
4567, 4568, 4572 MER D3/D-ELSA 1



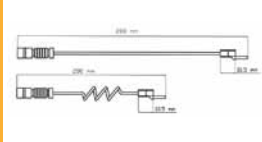
**29 218 29,00 41 4**  
4567 MER ELSa225-3 (ex-PNG)



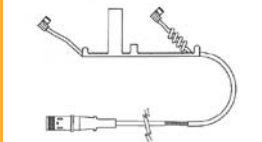
**FAC102** ↔  
📦 1



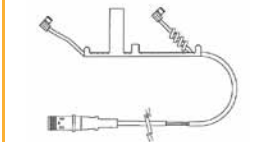
**UAI107** ↔ 280mm  
📦 2+2



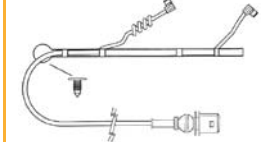
**UAI161** ↔ 385mm  
📦 2



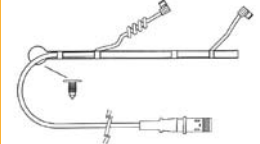
**UAI162** ↔ 400mm  
📦 2



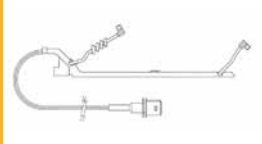
**UAI163** ↔ 355mm  
📦 2



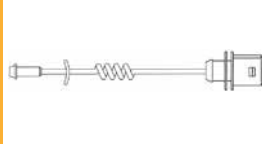
**UAI164** ↔ 290mm  
📦 2



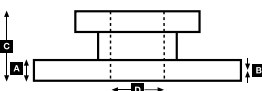
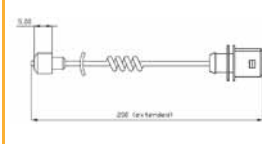
**UAI169** ↔ 355mm  
📦 2



**UAI170** ↔ 200mm  
📦 2



**UAI180** ↔ 200mm  
📦 2





# WVA



!



### ...WABCO

#### Wabco 456 F-Ö



		<b>29 017 23,00 40 4</b>	4	29 017	FCV376		191	89	23	DAF, IVECO, Leyland Applications			
		<b>29 024 23,00 41 3*</b>	4	29 024	FCV503		191	89	23	IVECO, Leyland Applications			
		<b>29 029 23,00 41 3*</b>	4	29 029	FCV952		191	87	23	IVECO Applications			

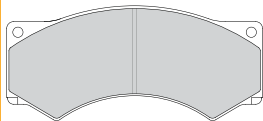
#### Wabco 485 F-Ö



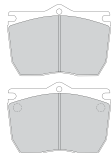
		<b>29 018 28,00 40 4*</b>	8	29 018	FCV983		162	111	28	IVECO BUS Applications			
--	--	---------------------------	---	--------	--------	--	-----	-----	----	------------------------	--	--	--



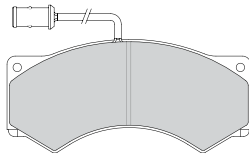
**29 017 23,00 40 4**  
3422 WAB 456 F-Ö



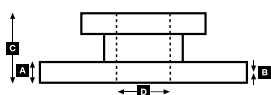
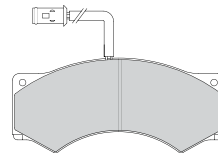
**29 018 28,00 40 4\***  
3475 WAB 485 F-Ö

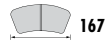


**29 024 23,00 41 3\***  
1721 WAB 456 F-Ö

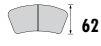


**29 029 23,00 41 3\***  
1721 WAB 456 F-Ö





167



62



17



BENDIX

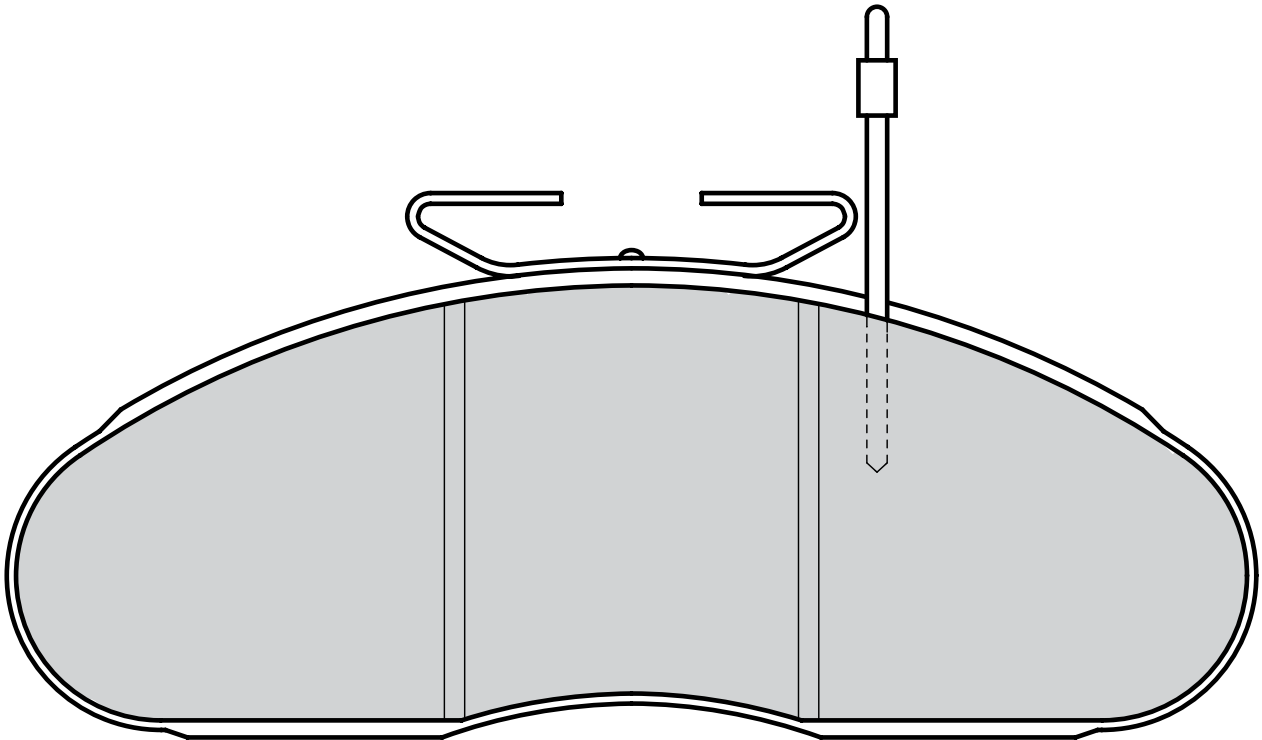
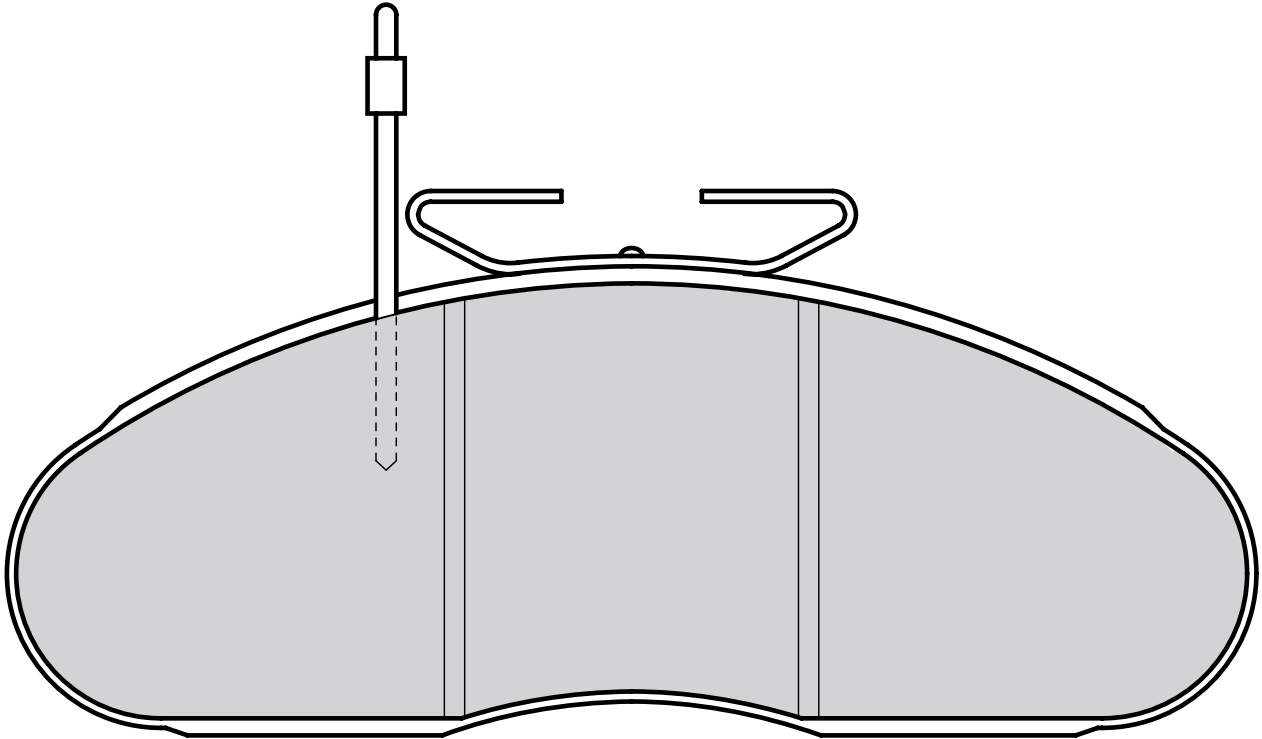


2M

MERCEDES-BENZ MB140

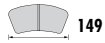
NISSAN Cabstar E, Eco-T / Atleon Range, Trade

RENAULT TRUCKS B Series

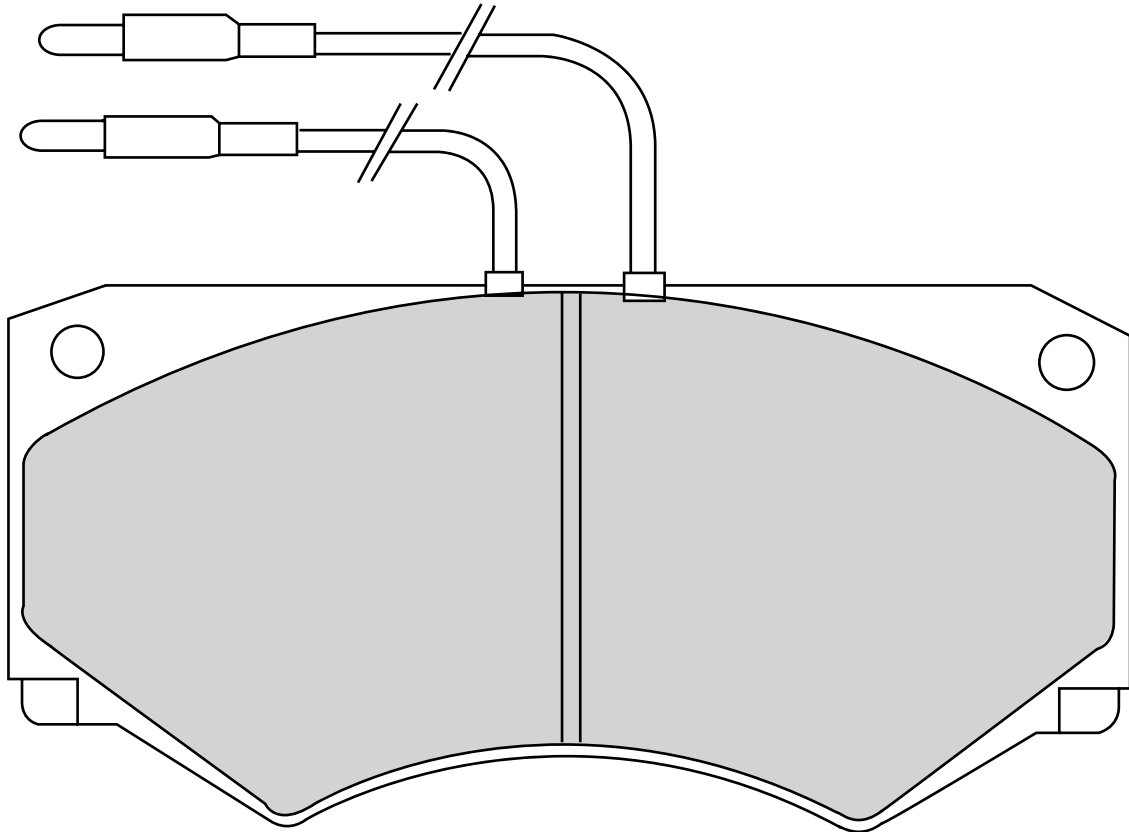




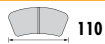
21 006 18,00 41 3\* / FVR492



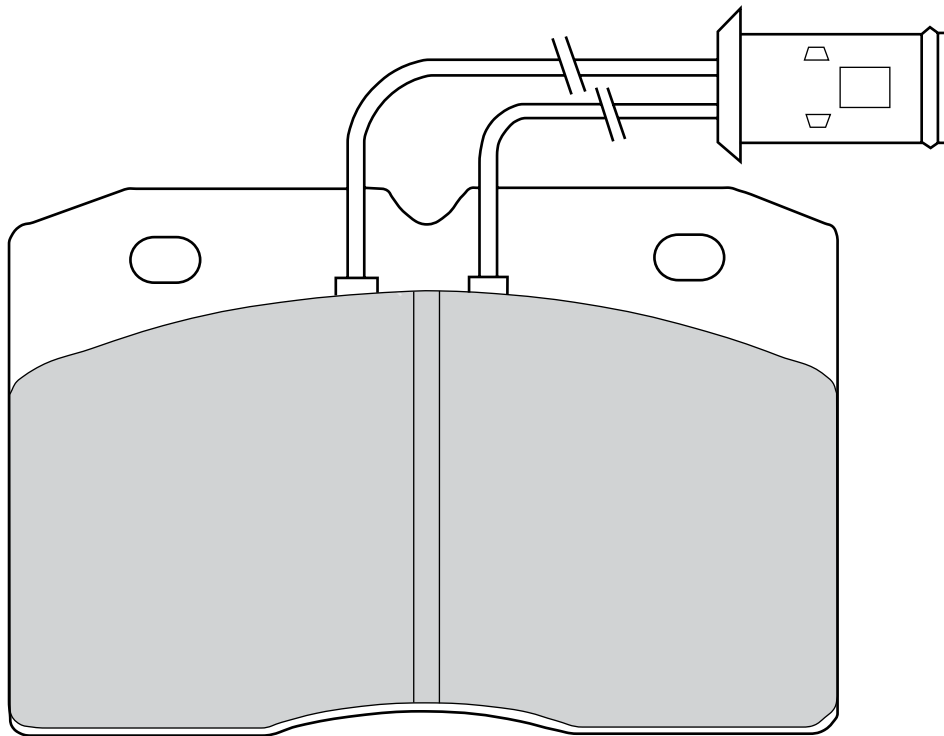
IVECO Daily I  
PERROT BREMSSEN (WABCO) All



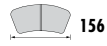
21 188 18,30 40 3\* / FVR511



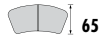
AWD TK, TK M Series, TL Range:  
IVECO Daily I



21 576 19,00 40 3



156



65



19



ATE



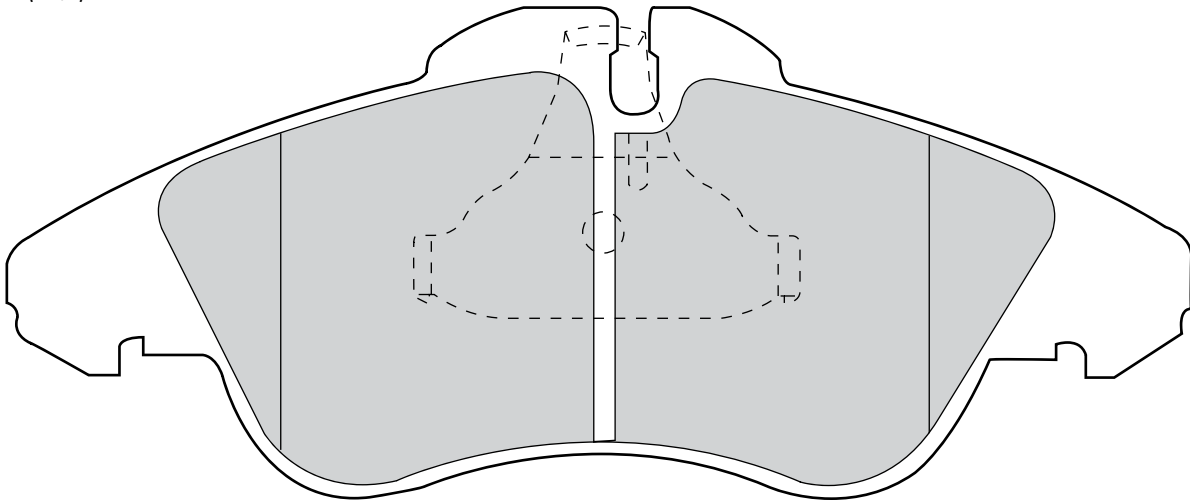
2L

ATE BREMSEN All

MERCEDES-BENZ Sprinter 2-T (901, 902), Sprinter 3-T (903), Sprinter 4-T (904), Sprinter Mini Bus (3,5 to), V-Class (638/2), Vito (638):

OPTARE Soroco NT

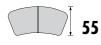
VOLKSWAGEN LT II (2DX0FE)



21 592 18,80 40 3



156



55



19



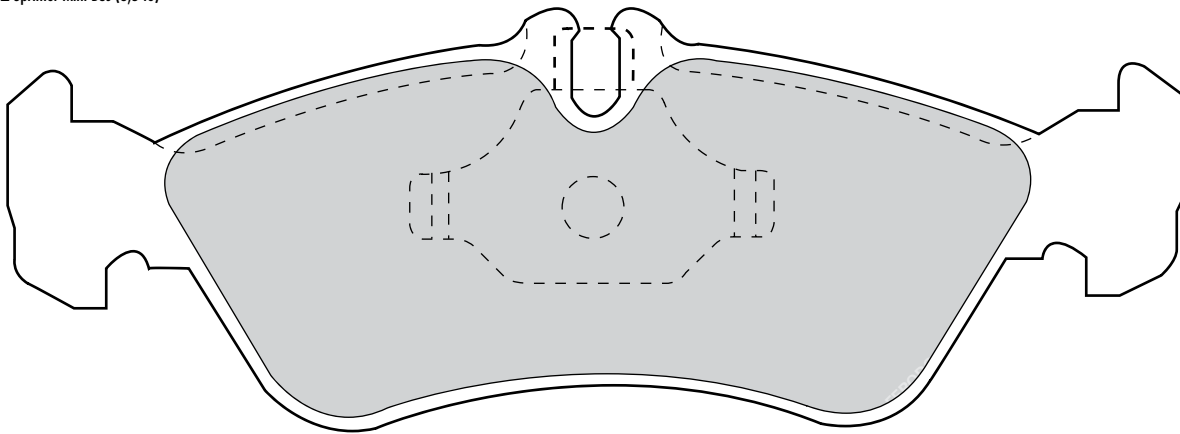
ATE



2L

ATE BREMSEN All

MERCEDES-BENZ Sprinter Mini Bus (3,5 to)



21 621 17,00 40 3



141



49



17



ATE



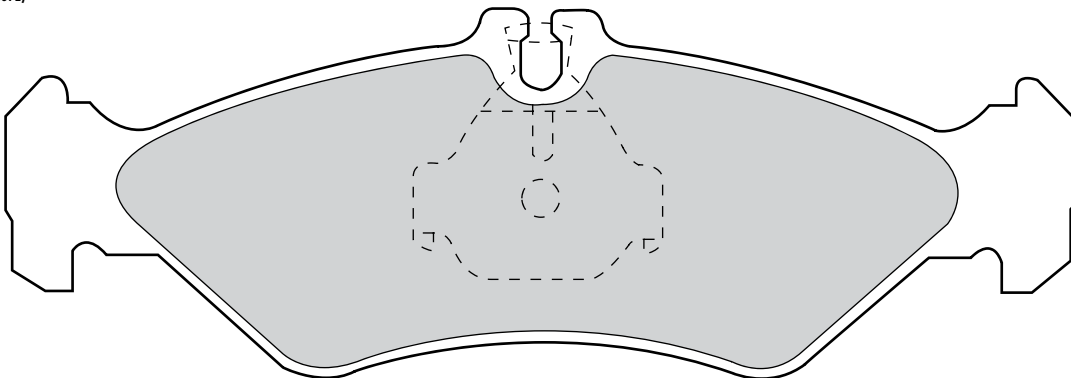
2L

ATE BREMSEN All

MERCEDES-BENZ Sprinter 2-T (901, 902), Sprinter 3-T (903)

OPTARE Soroco NT

VOLKSWAGEN LT II (2DX0FE)



21 904 17,00 41 3



64



57



17



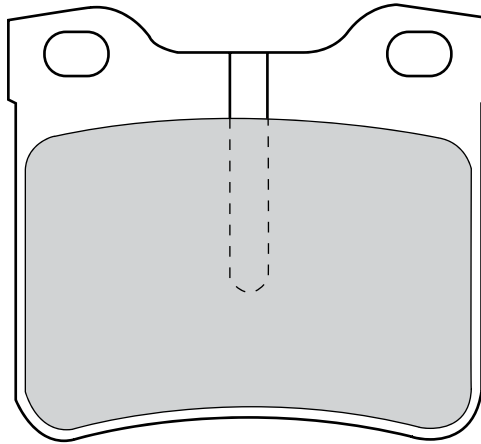
ATE



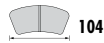
2M

ATE BREMSEN All

MERCEDES-BENZ V-Class (638/2), Vito (638):



23 020 17,90 40 4\* / FVR1305



104



53



18

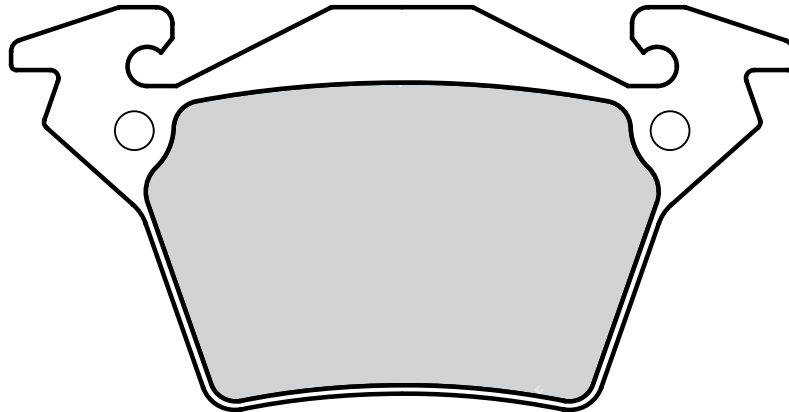


BOSCH

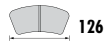


-

MERCEDES-BENZ V-Class (638/2), Vito (638):



23 021 18,60 40 4\* / FVR1306



126



63



19



BOSCH

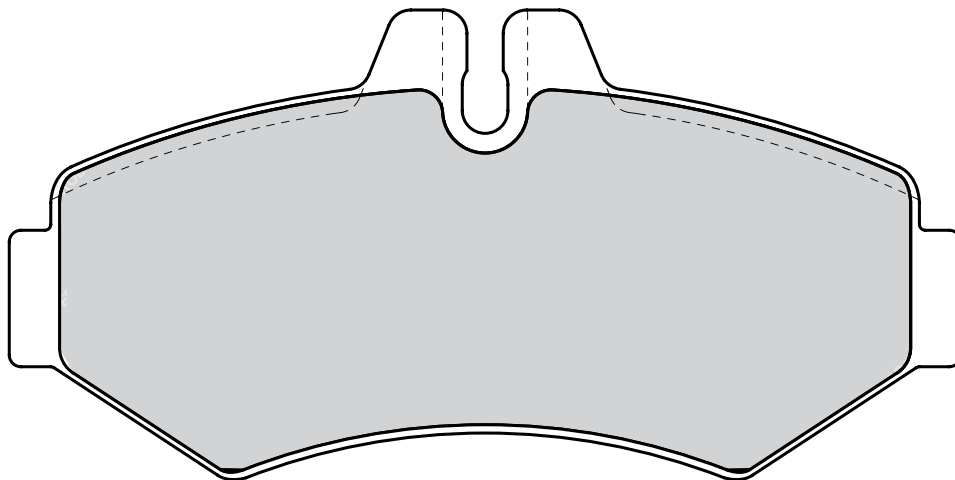


-

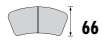
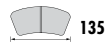
MERCEDES-BENZ Sprinter 3-T (903), Sprinter 4-T (904), Sprinter Mini Bus (3,5 to)

OPTARE Soroco NT

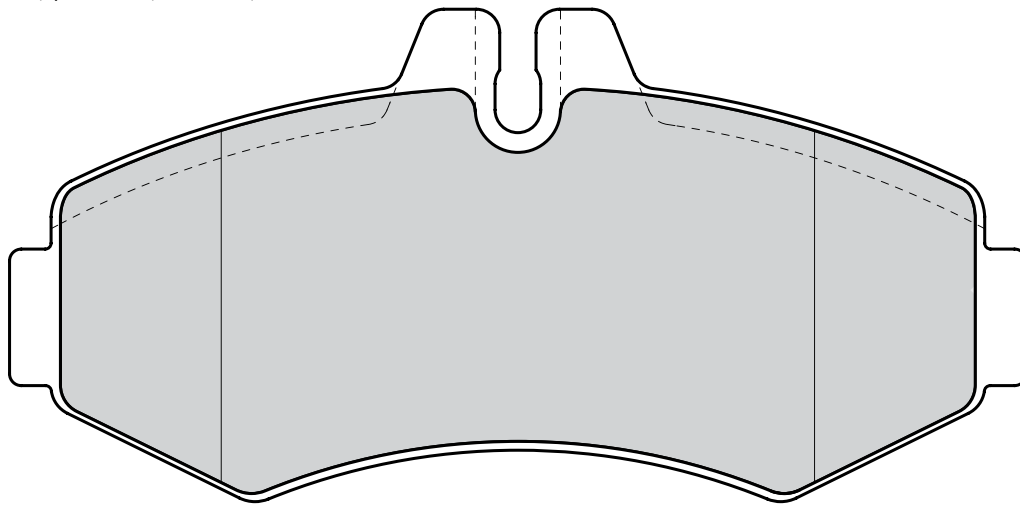
VOLKSWAGEN LT II (2DX0FE)



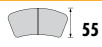
**23 022 20,60 40 4\* / FVR1304**



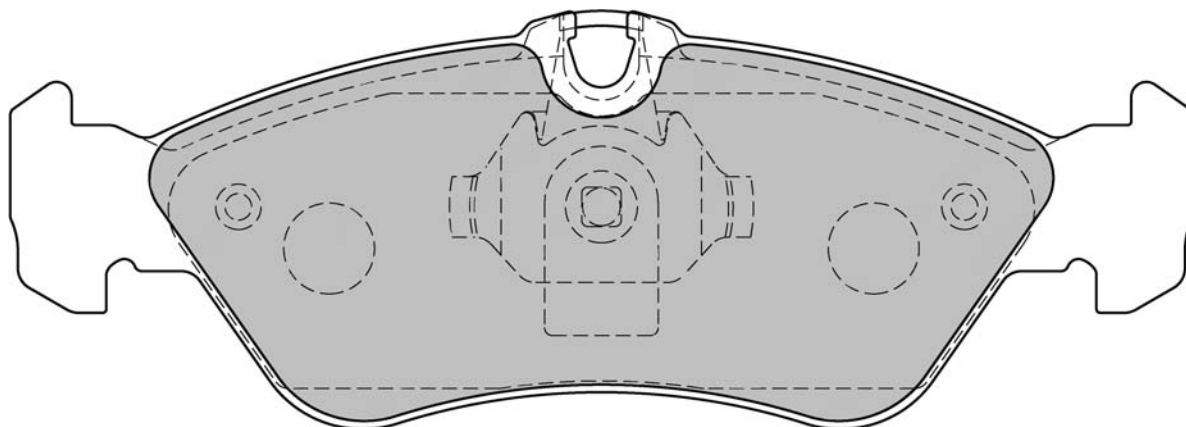
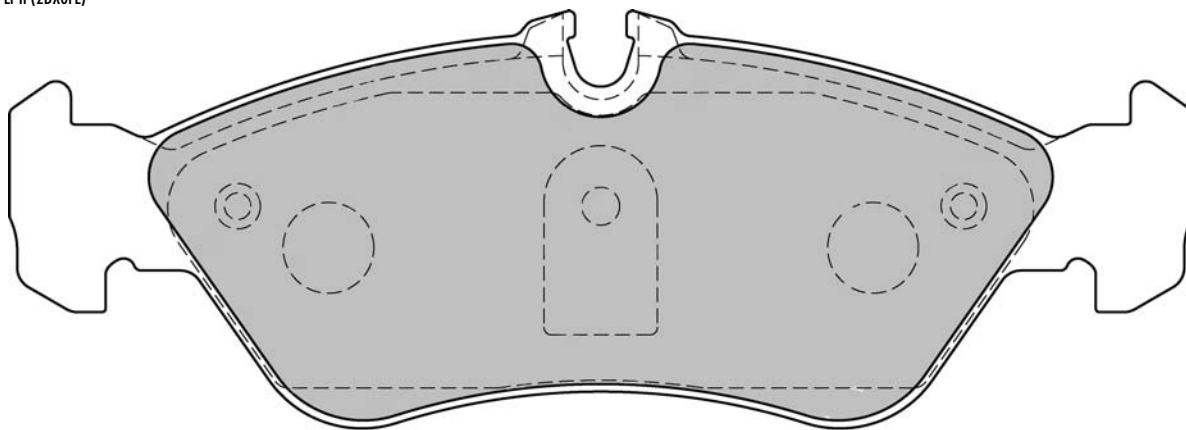
MERCEDES-BENZ Sprinter 3-T (903), Sprinter 4-T (904), V-Class (638/2), Vito (638):



**23 901 18,50 40 4**

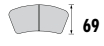


MERCEDES-BENZ Sprinter 3-T (903)  
VOLKSWAGEN LT II (2DX0FE)





174



69



20

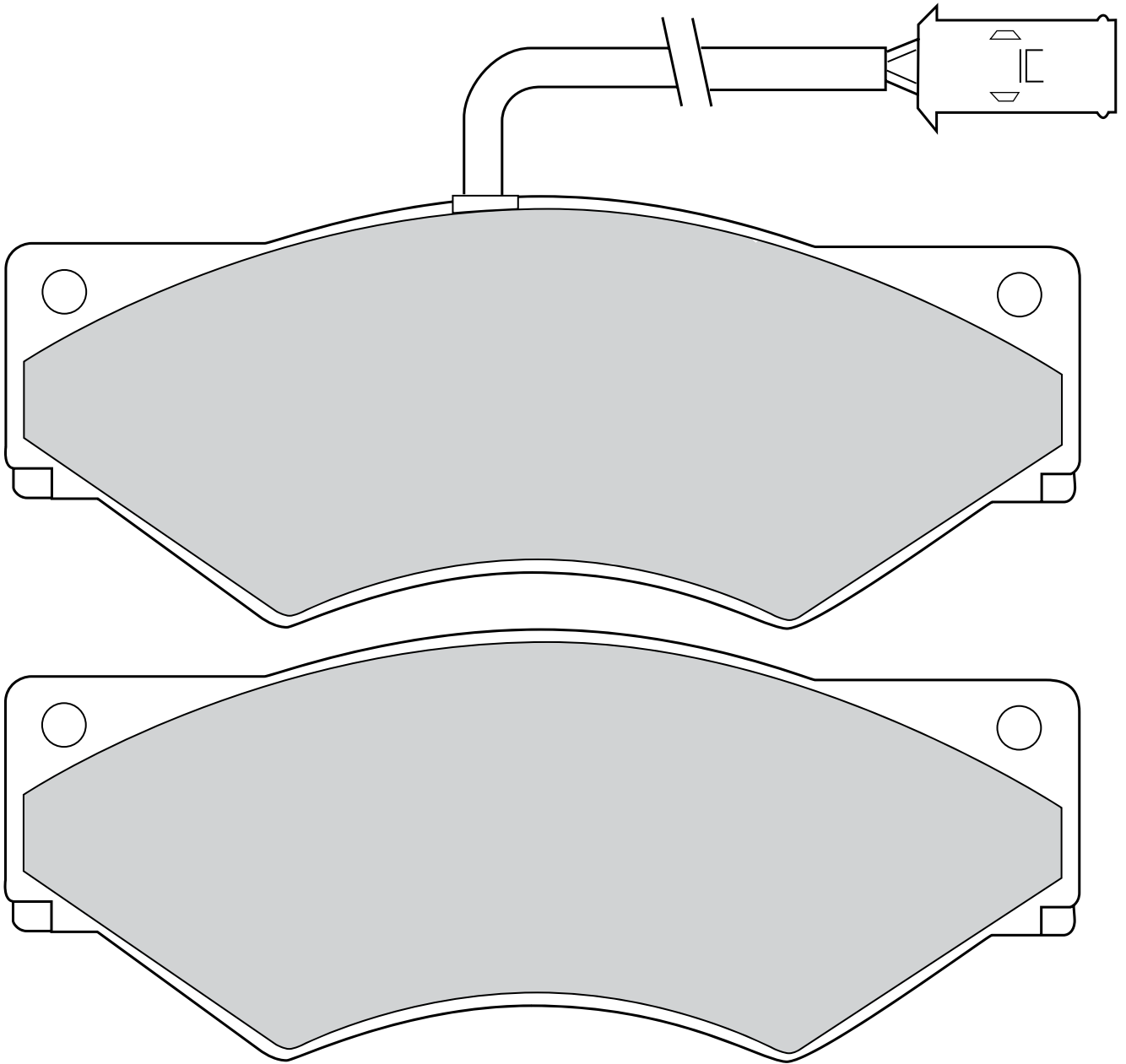


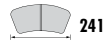
WABCO



2M

IVECO Daily I  
PERROT BREMSEN (WABCO) All





241



125



25



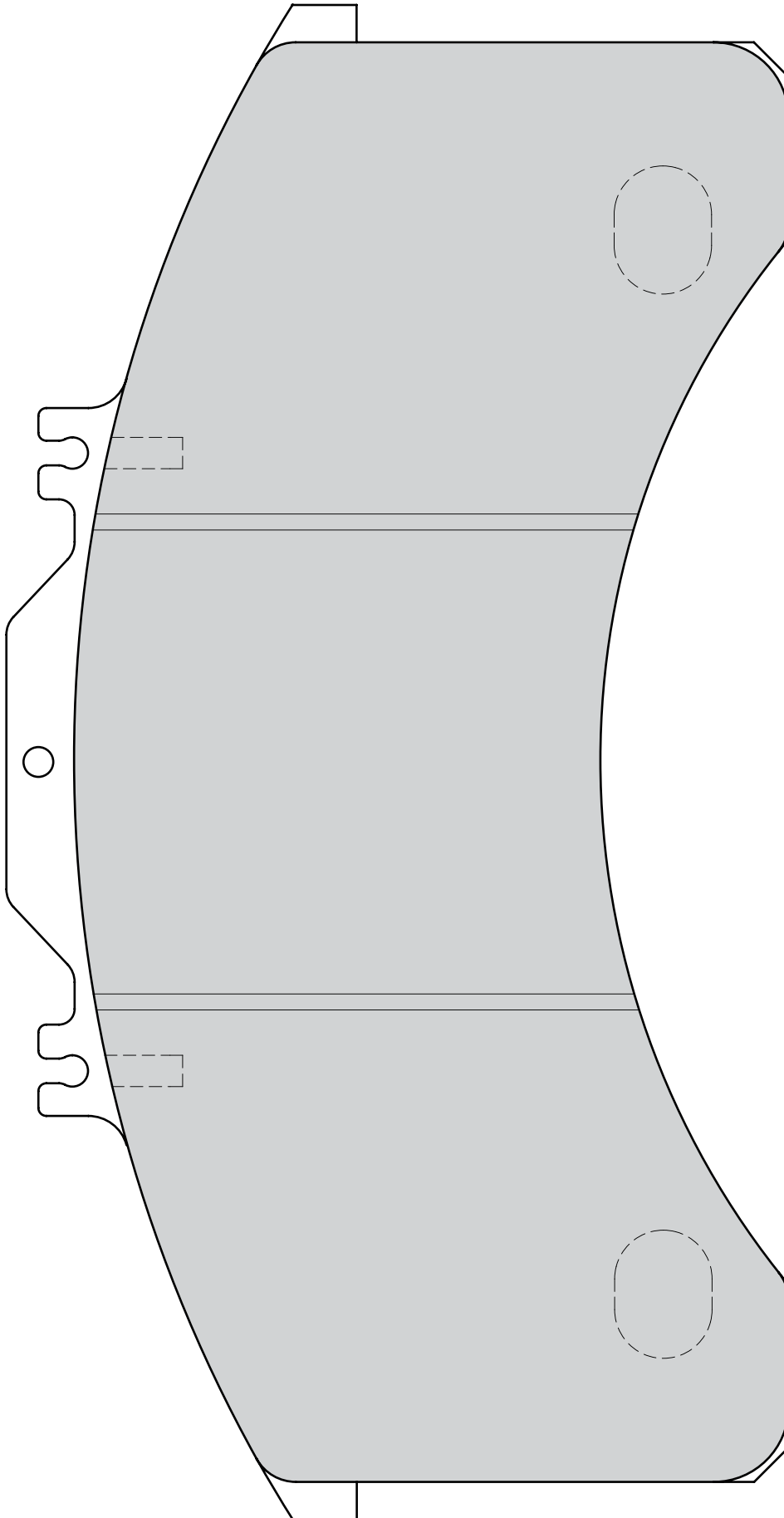
KNORR ADB 4300



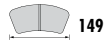
-

FORD Supercargo

IVECO Eurocargo, Eurostar, Eurotech MH, Eurotech MP, Eurotech MT



29 012 18,00 41 3



149



69



18



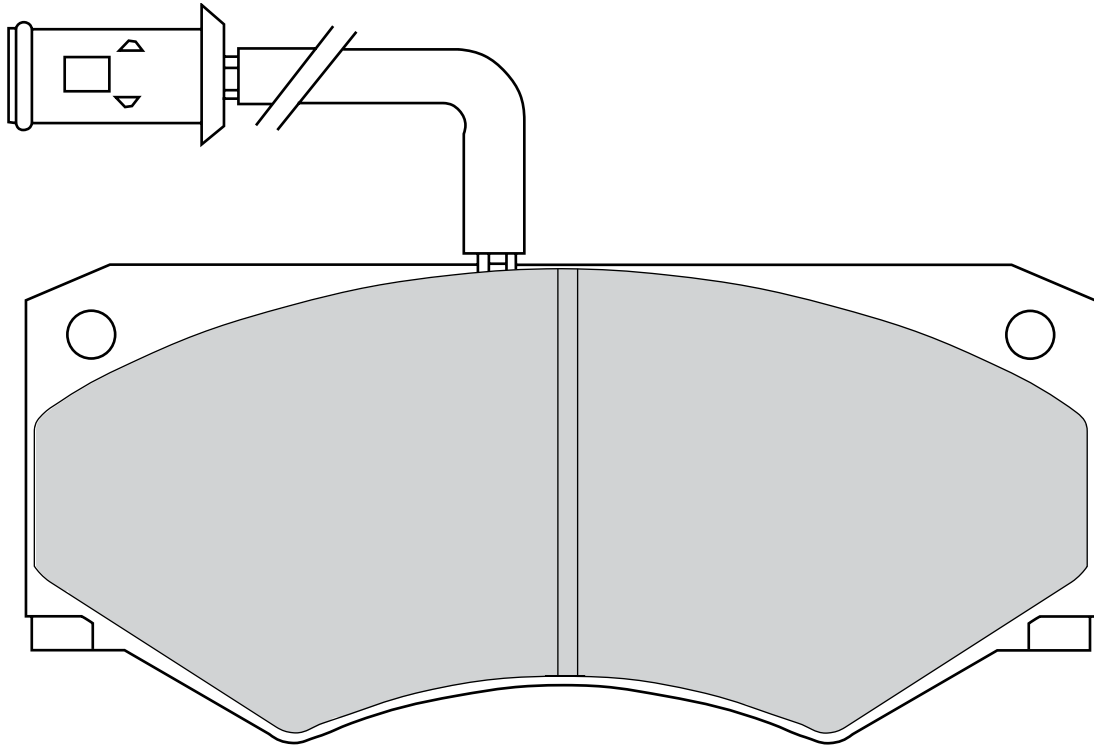
WABCO



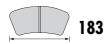
2M

IVECO Daily, Daily I

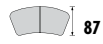
PERROT BREMSEN (WABCO) All



29 013 21,50 41 5\* / FCV668



183



87



21



S.E.E. 2 X 67

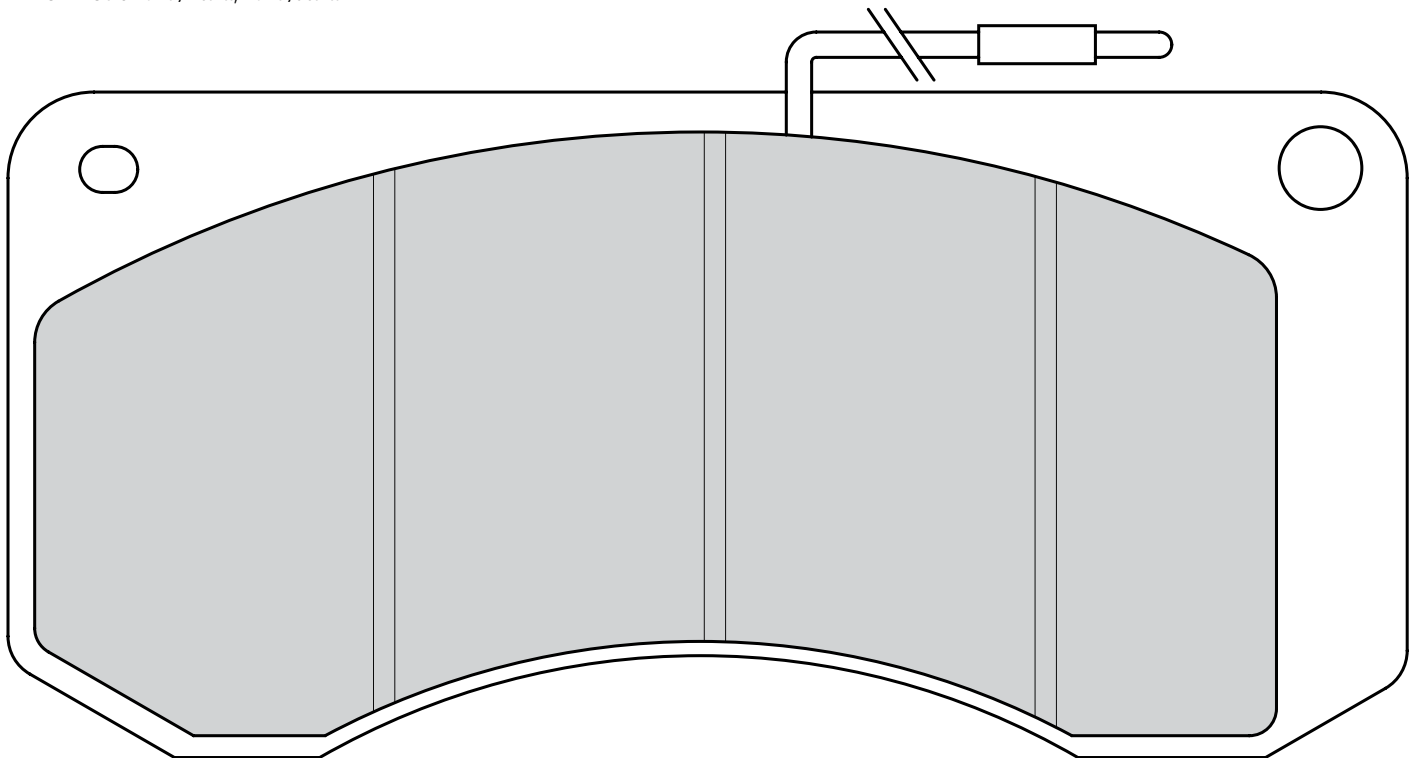


FITTED (4)

DENNIS Fire Engines

MAN Regal/Regent

RENAULT TRUCKS Midliner/M Series, Midliner/S Series







191



89



23



WABCO



-

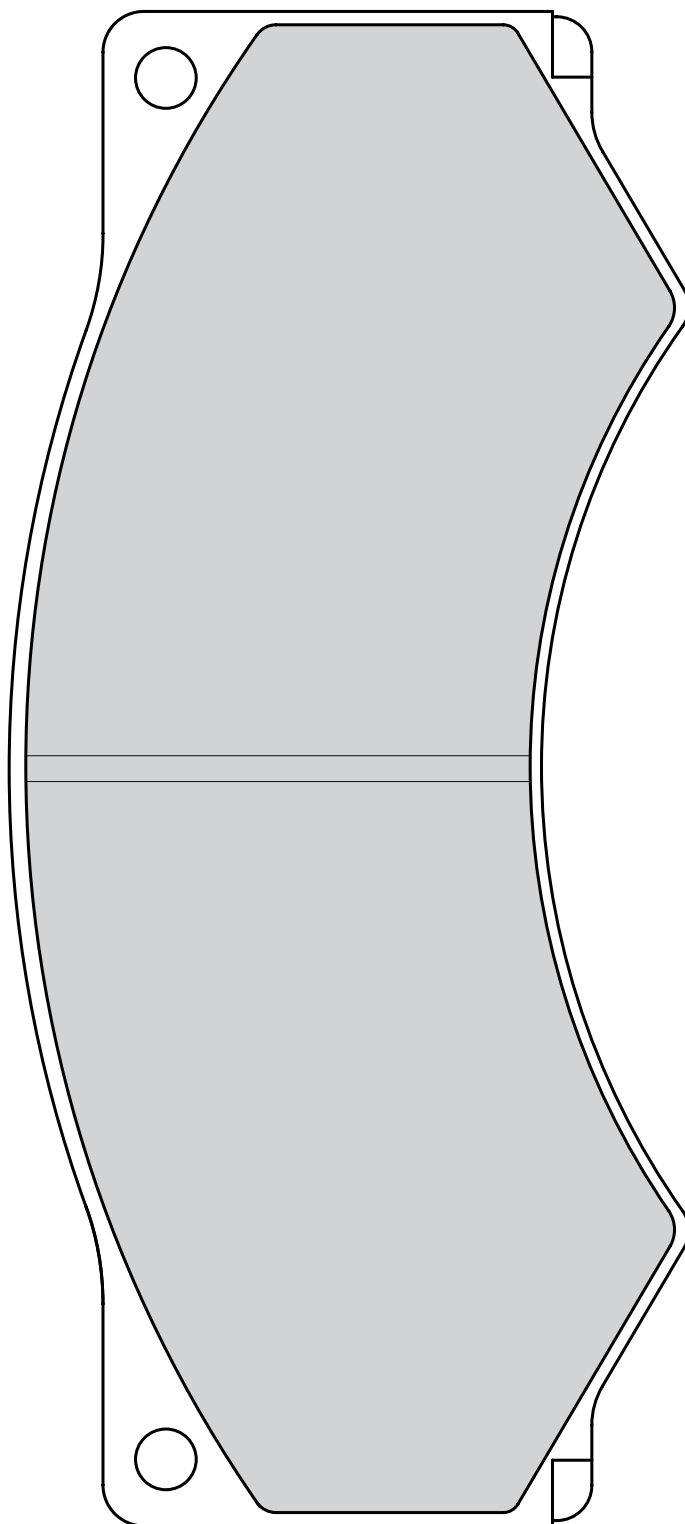
AVIA - DAEWOO (Czech) A60, A75, A80, D60, D75, D80, D95

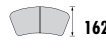
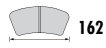
DAF F 1000, F 45 Series, F 600, F 800 Series, Roadrunner, Swift

IVECO Z-Series:

PERROT BREMSEN (WABCO) All

WABCO Wabco 456 F-Ö



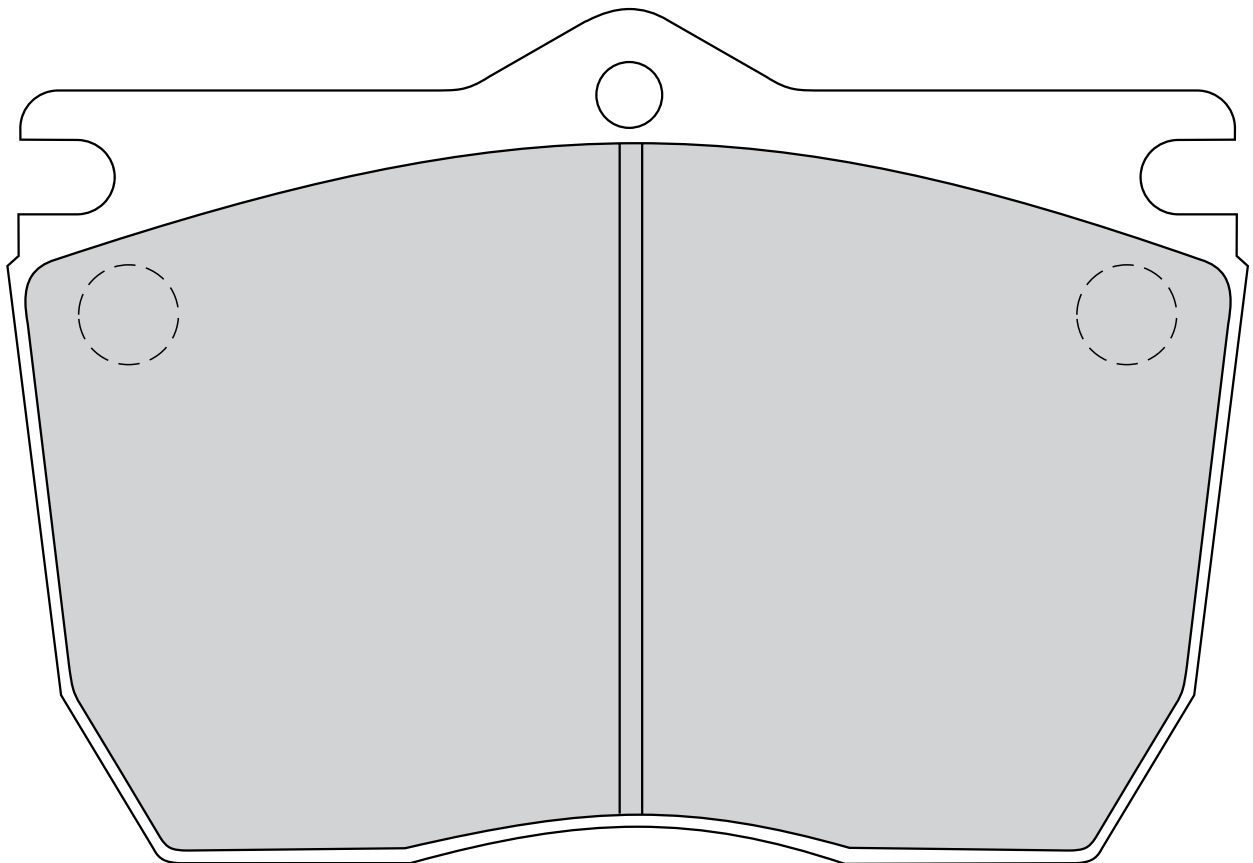
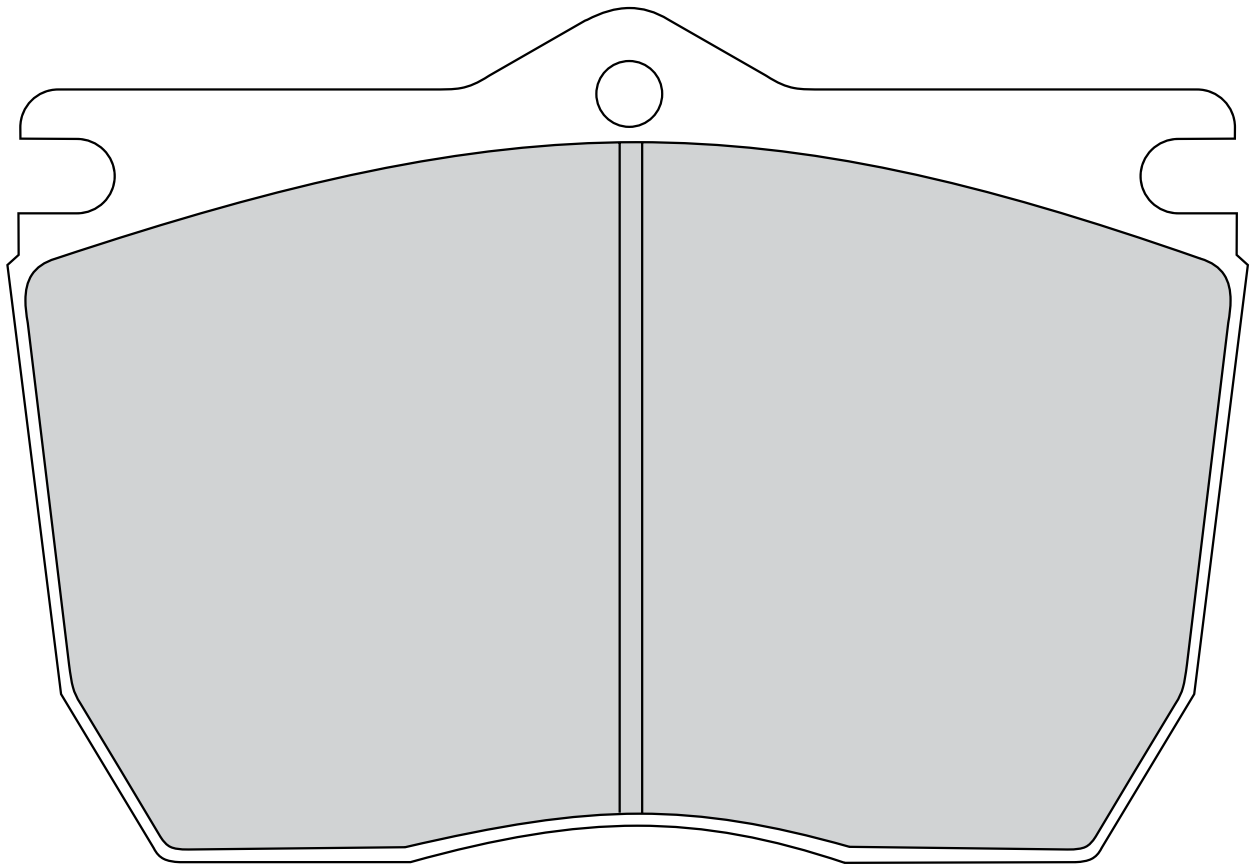


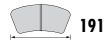
INBUS F140 (Filobus), U210 - S210 - 1330

IRISBUS Iveco 480/580, Iveco 490

PERROT BREMSSEN (WABCO) All

WABCO Wabco 485 F-Ö





191



89



23



WABCO 456 F-Ö



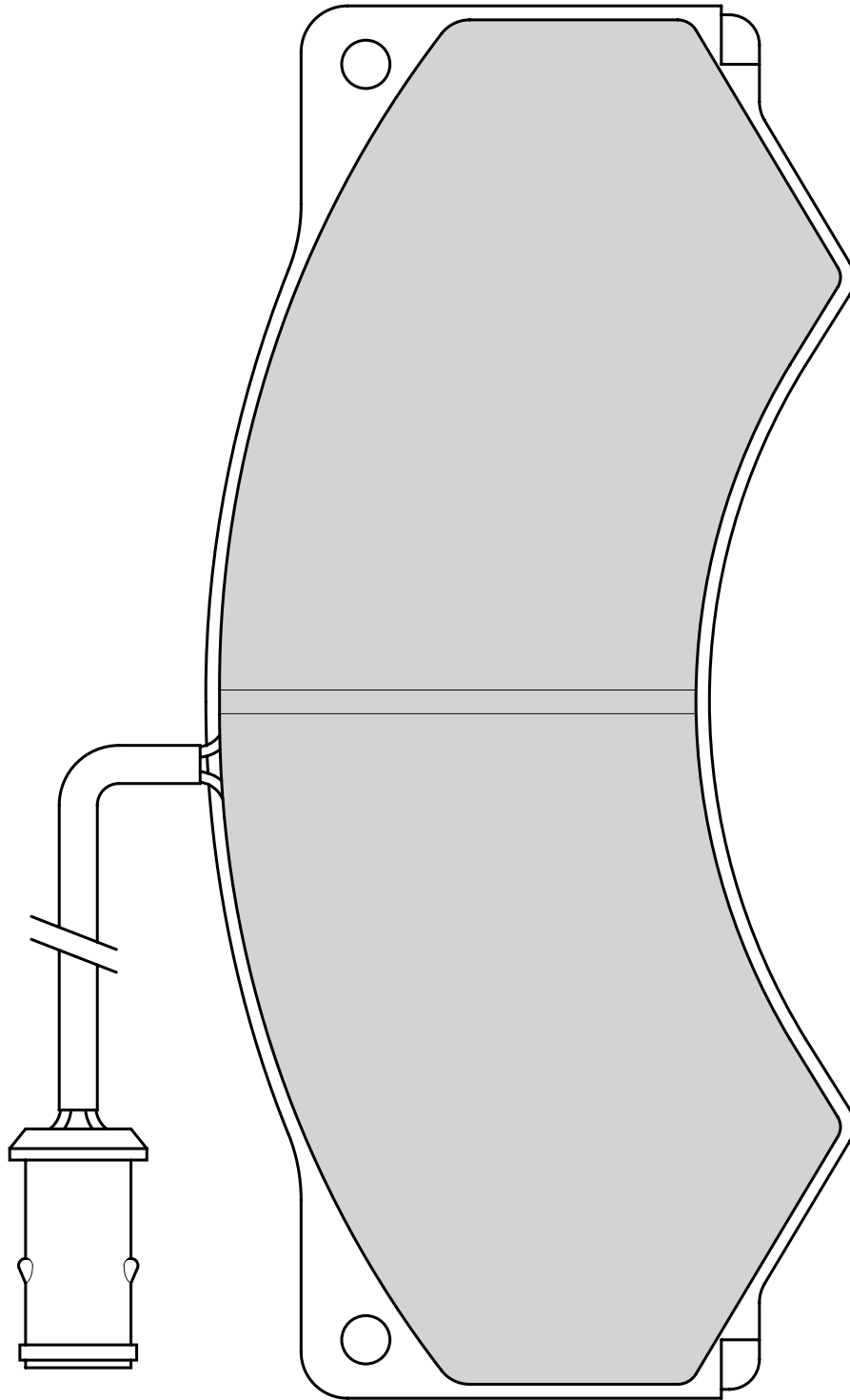
FITTED (2)

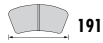
DAF F 45 Series, Roadrunner

IVECO Z-Series:

PERROT BREMSEN (WABCO) All

WABCO Wabco 456 F-Ö





191



87



23



WABCO 456 F-Ö

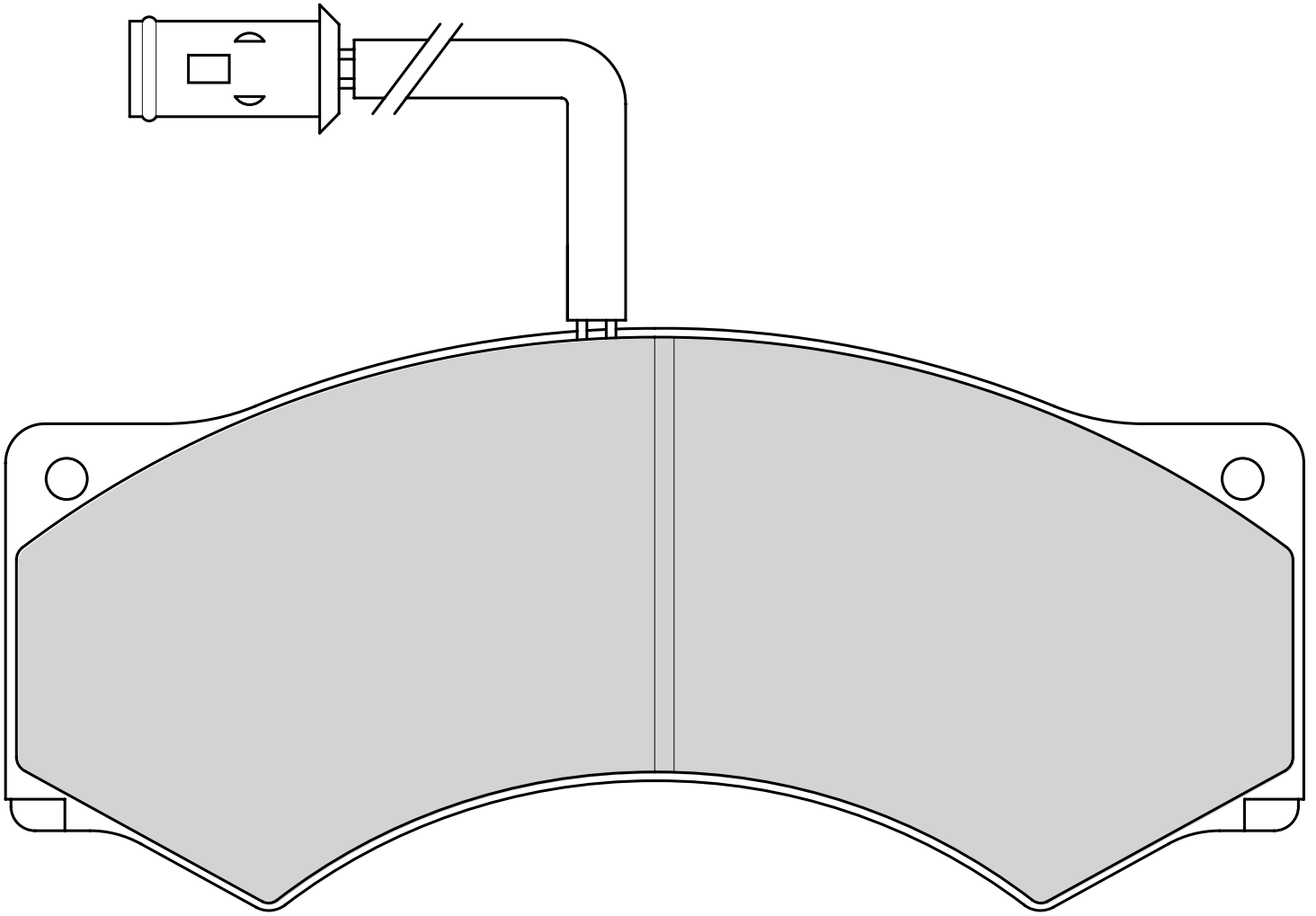


FITTED (2)

IVECO Z-Series:

PERROT BREMSEN (WABCO) All

WABCO Wabco 456 F-Ö





206



107



25

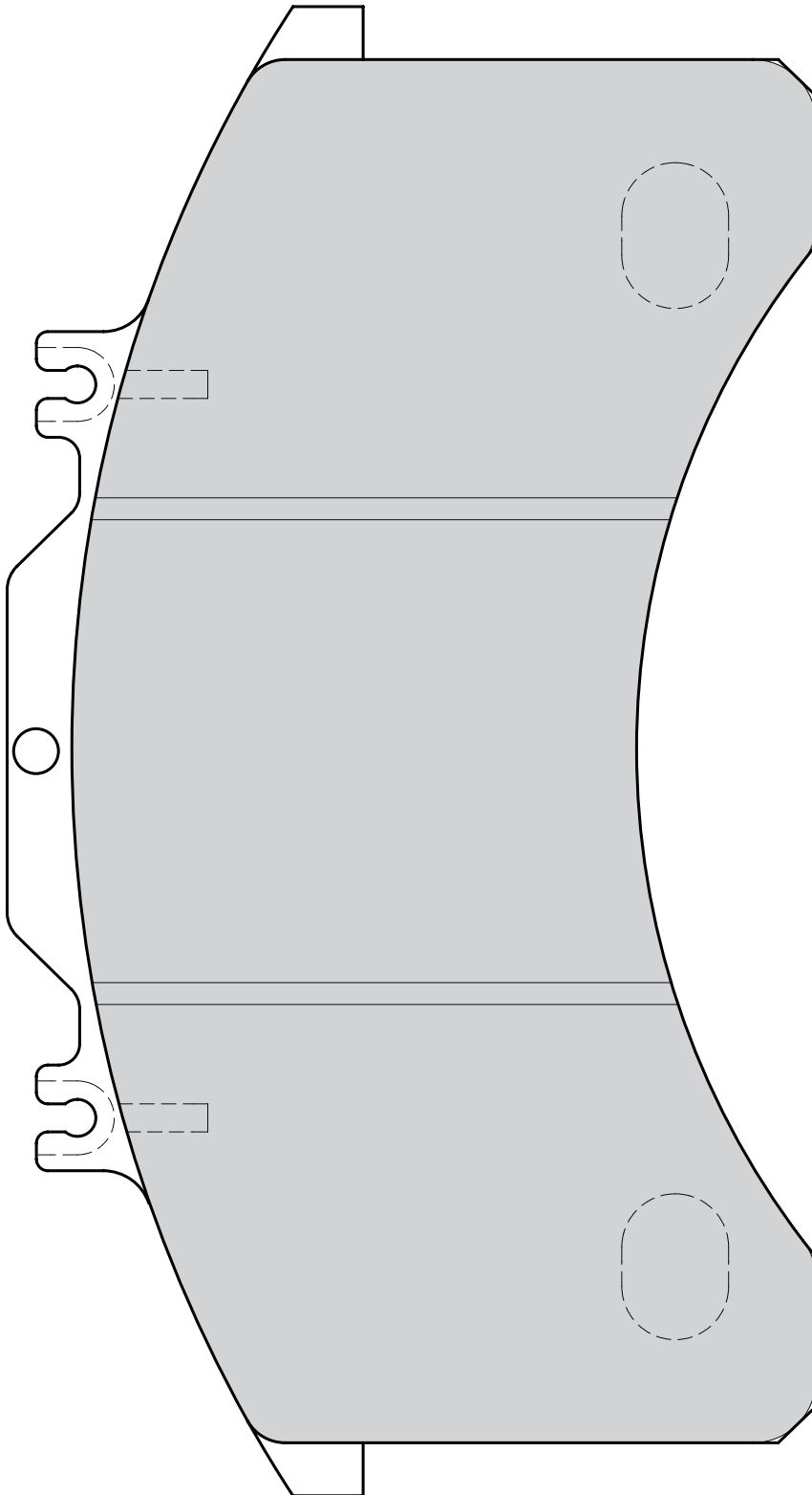


KNORR ADB 3700

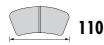


-

FORD Supercargo  
IVECO Eurocargo



29 038 18,30 40 3\* / FVR713



110



73



18

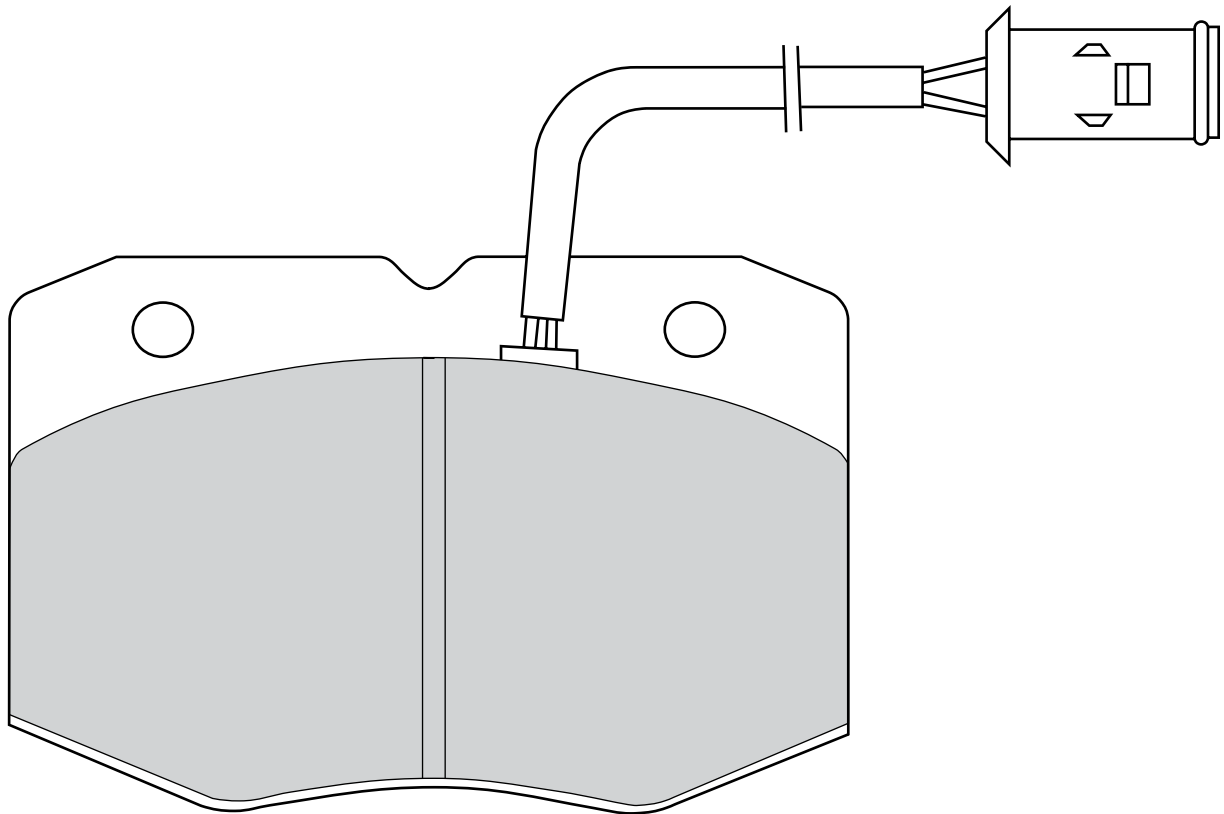


BREMBO

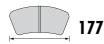


2M

IVECO Daily I



29 039 22,00 40 4



177



78



22



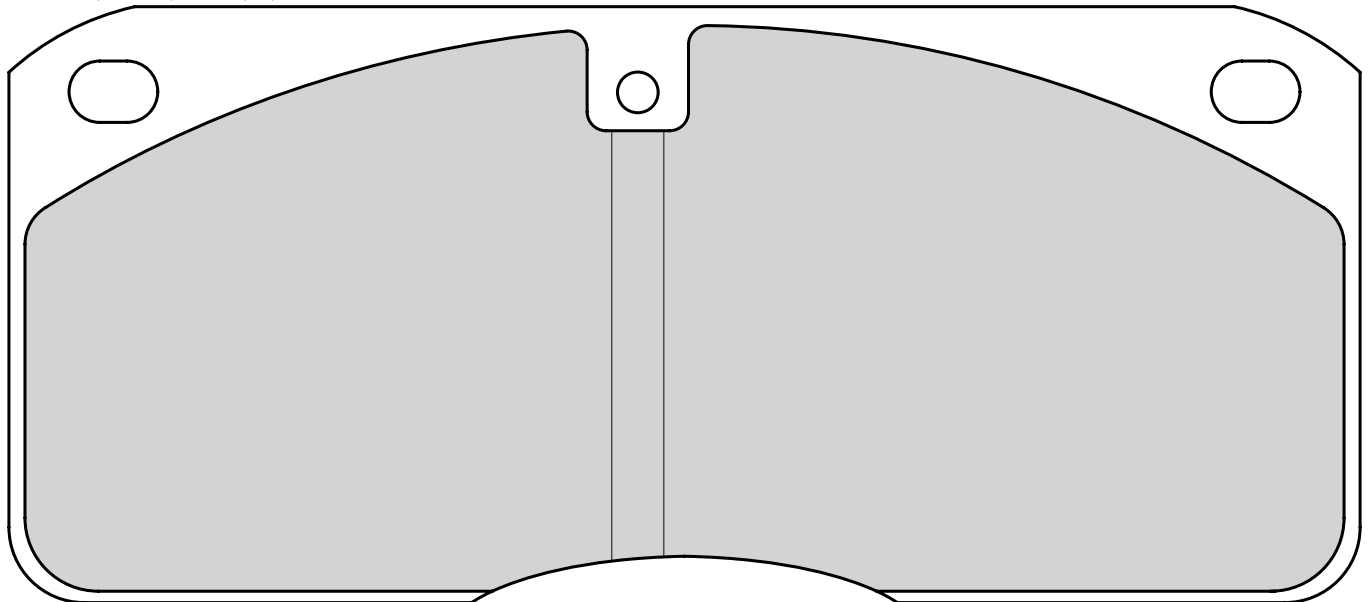
MERITOR 2X68



-

NISSAN Ebro, Eco-T / Atleon Range

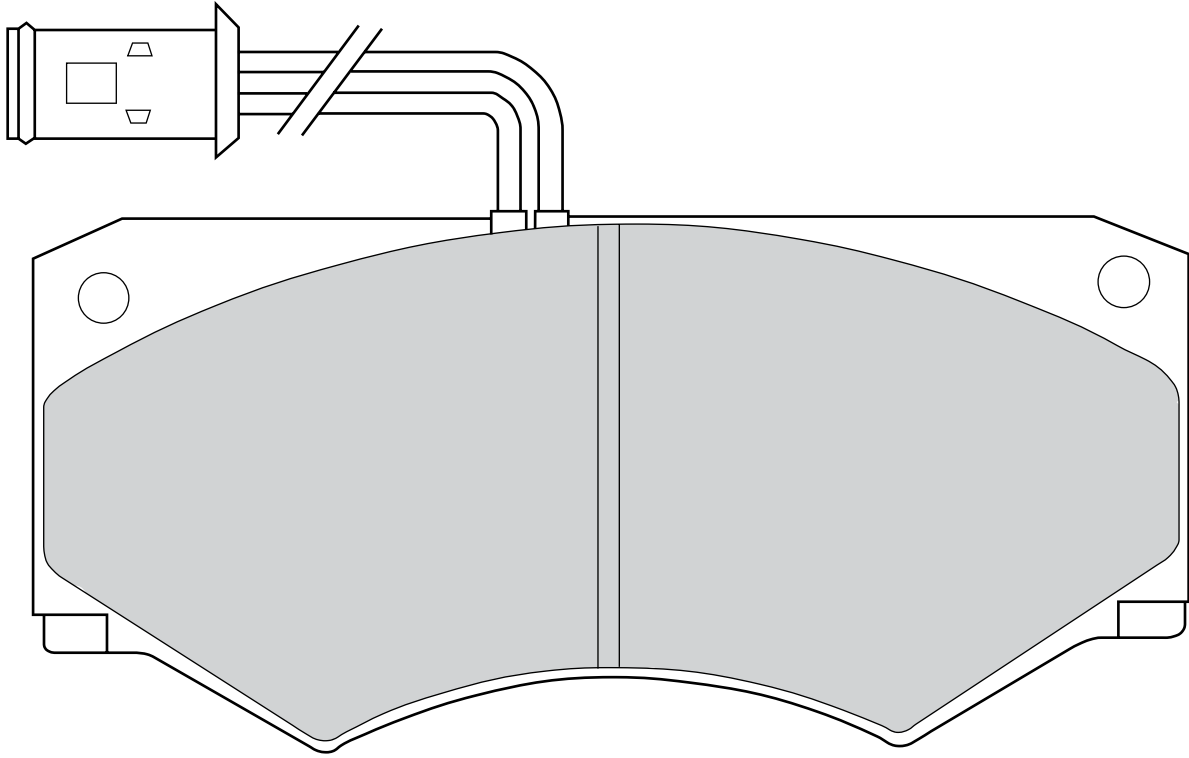
VOLVO B 6-Series; FL 4 Series; FL 6-Series; FLC, FS 7



29 040 18,00 41 3\* / FVR516



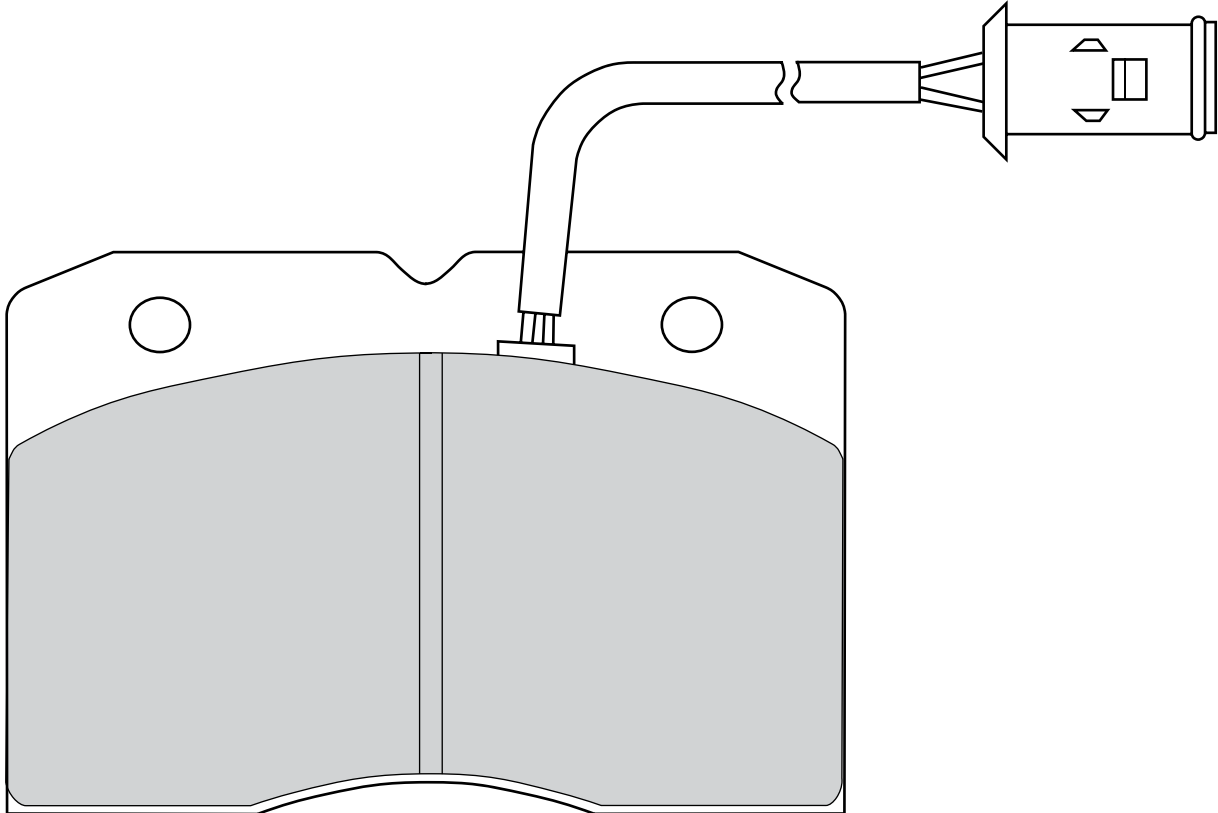
IVECO Daily I  
PERROT BREMSSEN (WABCO) All

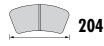


29 041 18,30 41 4\* / FVR655

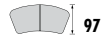


IVECO Daily I  
AWD TK, TK M Series, TL Range:





204



97



24



MERITOR D2



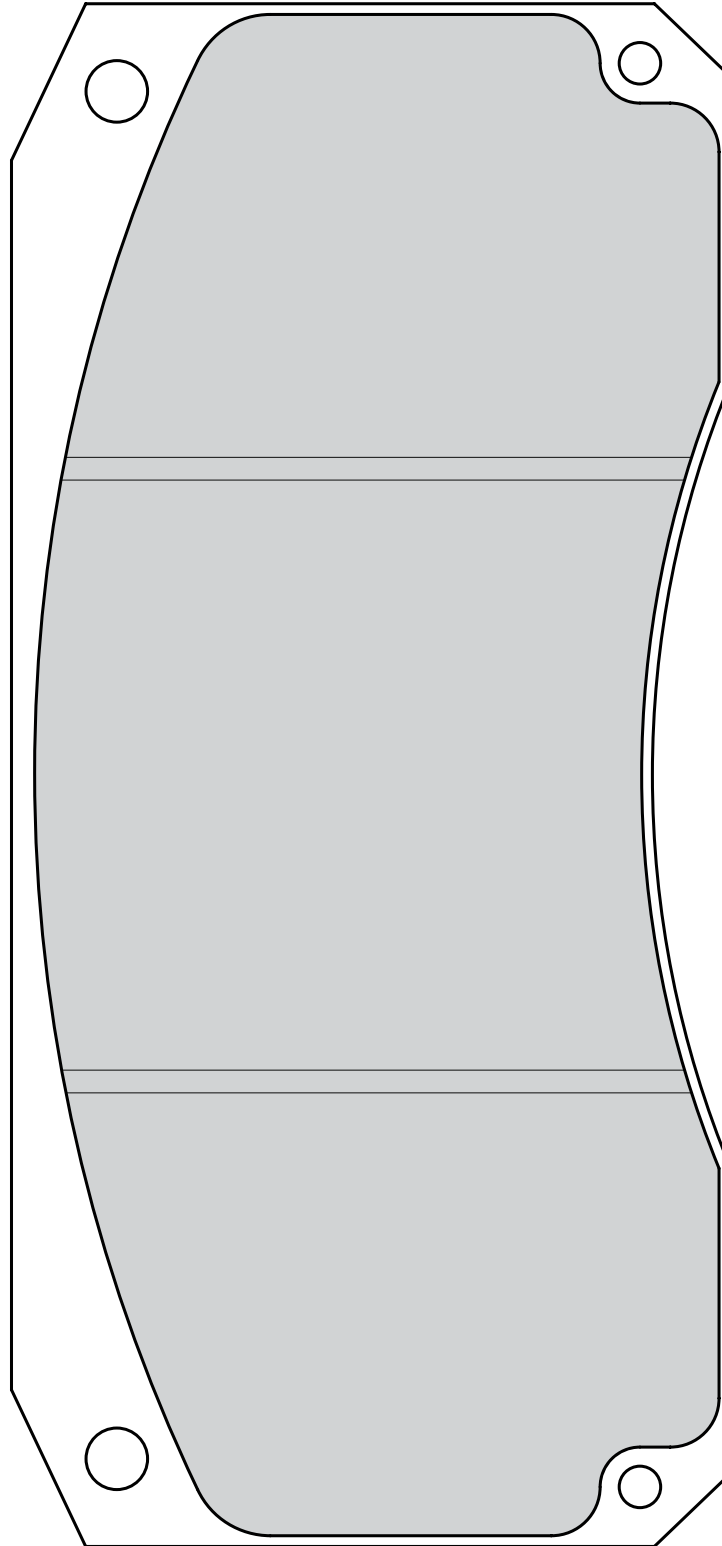
-

BERKHOF PSV Radial

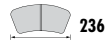
DENNIS Javelin Coach

MERITOR All

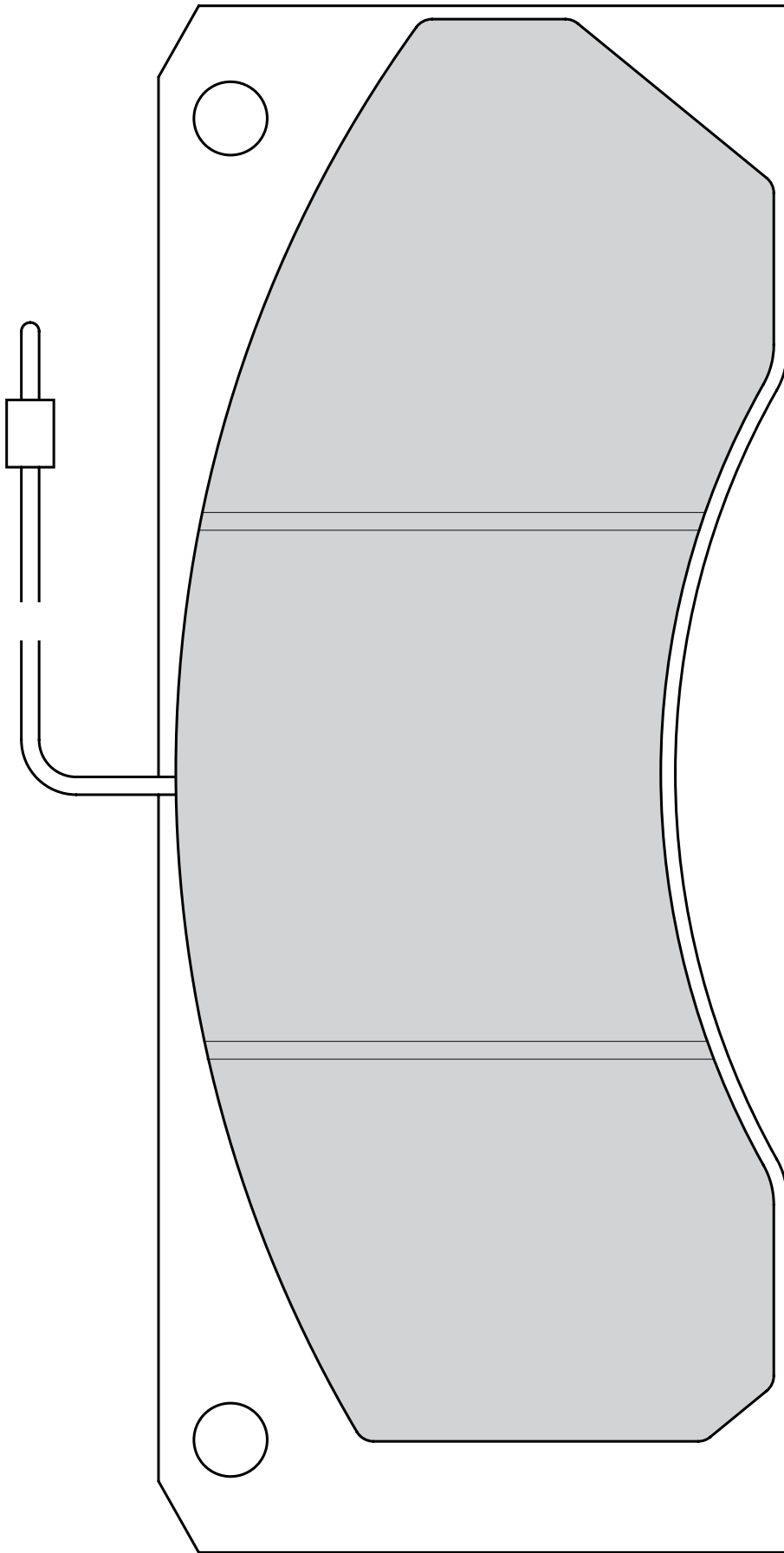
RENAULT TRUCKS Magnum/AE Series, Major/R Series, Manager/G Series

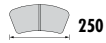




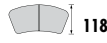


IRISBUS FR1 (5.4M, 5.6M, 6.2M)





250



118



30

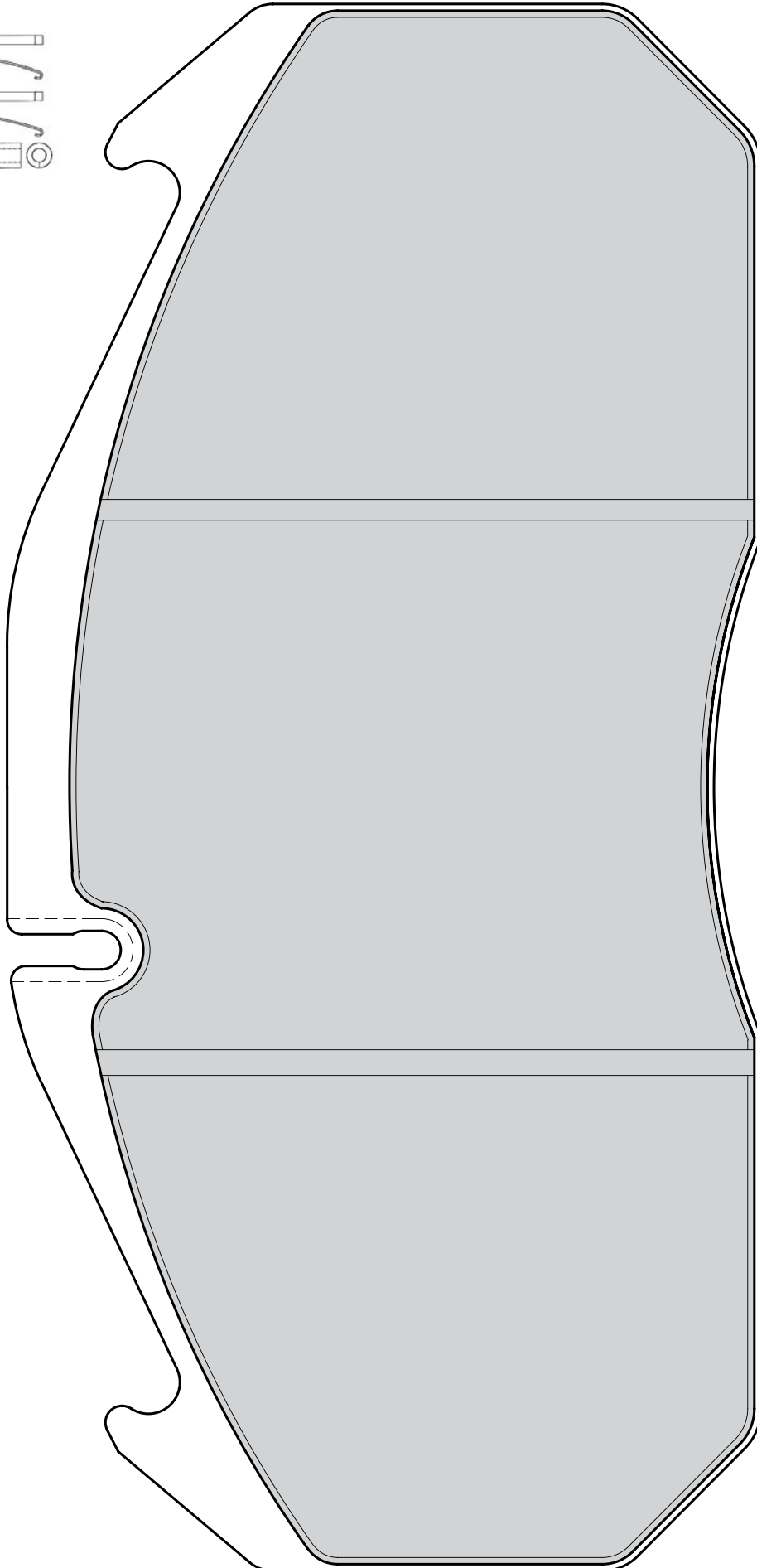
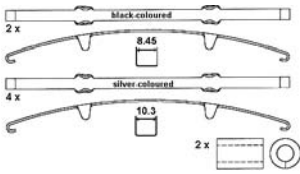


MERITOR D3/D-ELSA 1

DENNIS Lance ERNST AUWÄRTER Eurostar IRISBUS Agora, Citybus, Heuliez GX317

MAN Chassis, EL-Series, EM-Series, F2000-Series, F90-Series, Lions Coach, Lions Comfort, Lions Star, M2000-L Series, M2000-M Series, M2000-Series (ME Evolution), NG Series, NM-Series, NU, UL

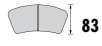
MERITOR All SETRA All, Comfortclass 300, Multiclass 300, TopClass 300



29 055 22,00 40 4



176



83



22



WABCO 1000 V-G



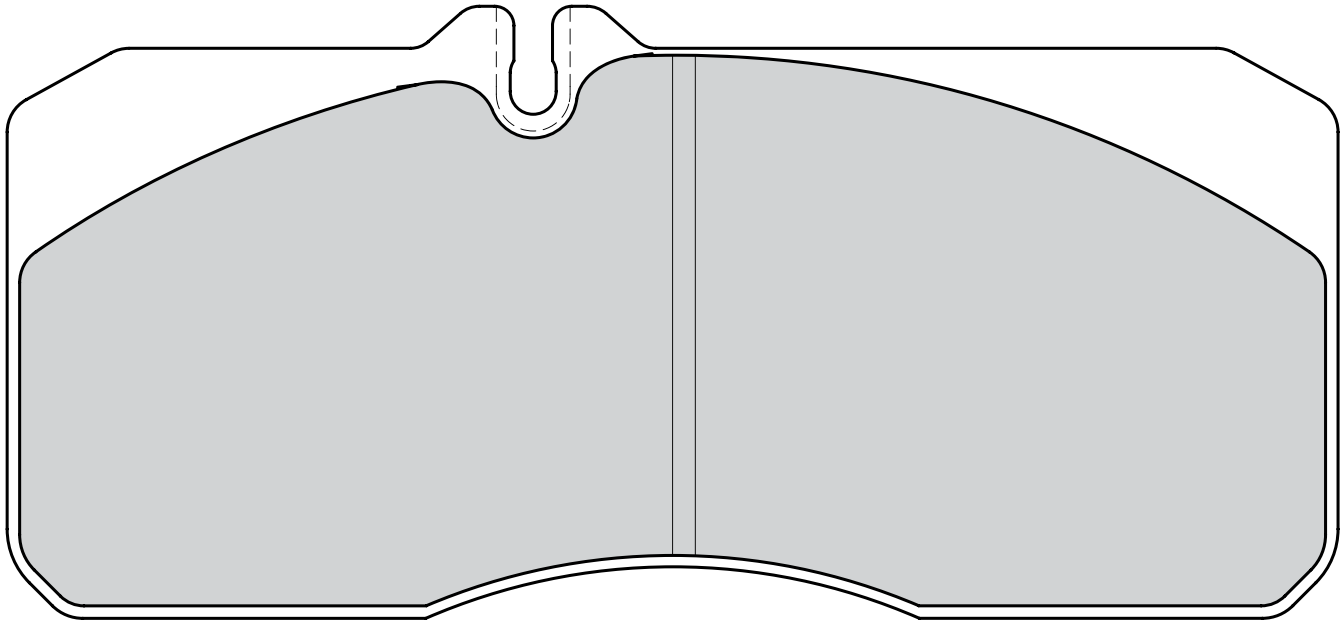
-

MAN L2000- Series

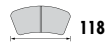
NEOPLAN All, Metroliner:

PERROT BREMSSEN (WABCO) All

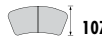
WABCO Wabco 1000 V-G



29 063 21,50 41 4



118



107



22

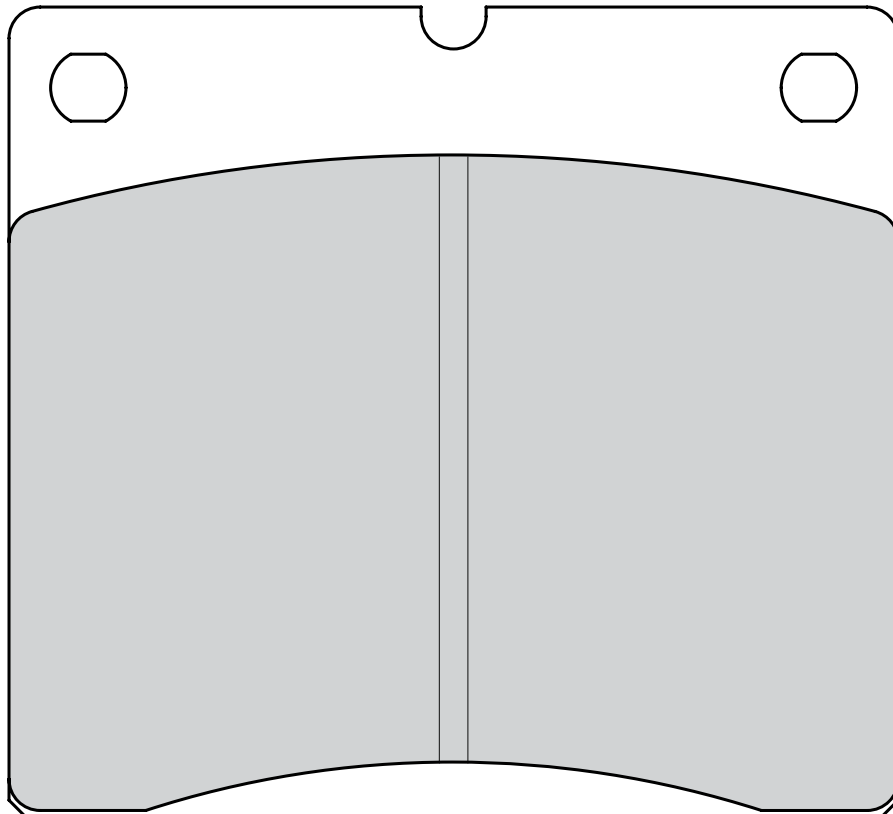


BREMBO

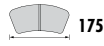


-

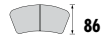
MENARINI All



29 065 22,00 40 4



175



86



22



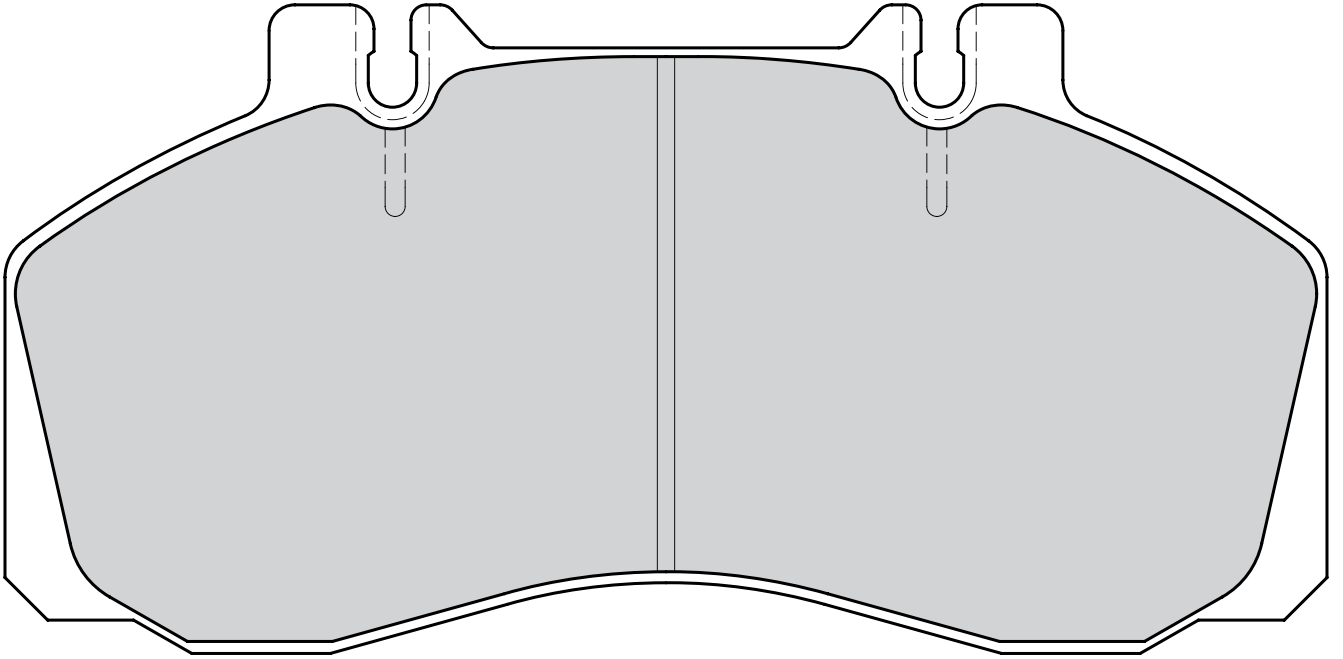
MERITOR 2X60



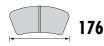
-

IVECO Eurocargo

RENAULT TRUCKS Midliner/S Series



29 067 22,00 40 4



176



79



22



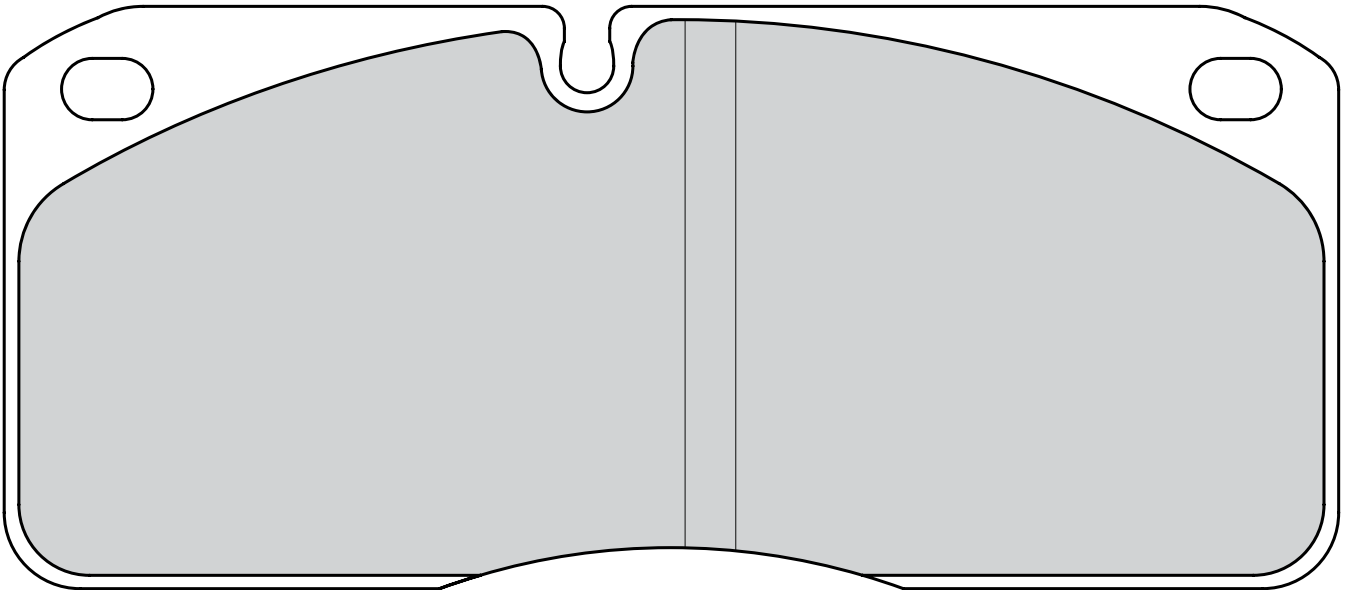
MERITOR 2X68

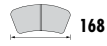


-

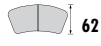
IVECO Cargo Plus, Eurocargo, Eurocargo Tector, Z-Series:

RENAULT TRUCKS Midliner/S Series





168



62



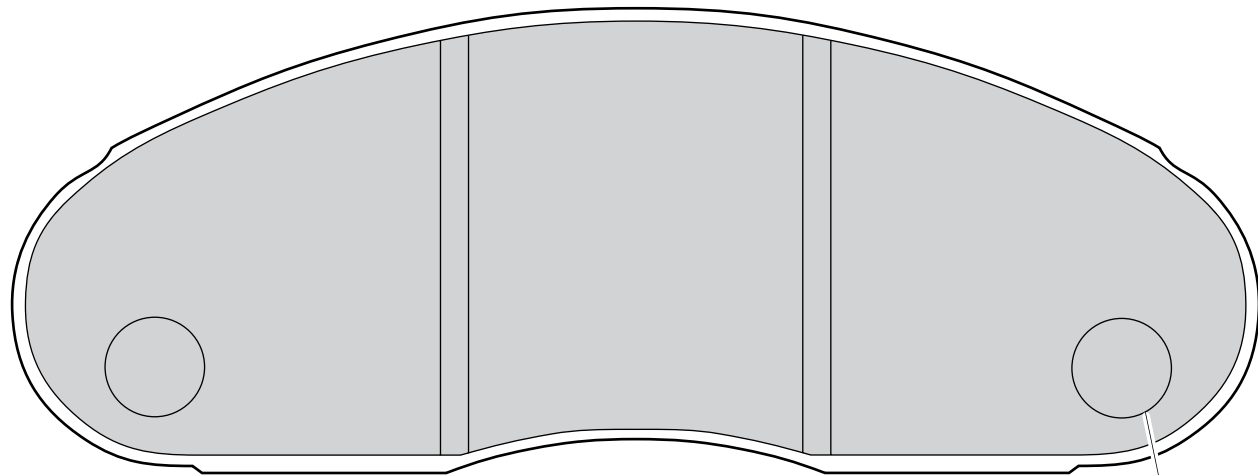
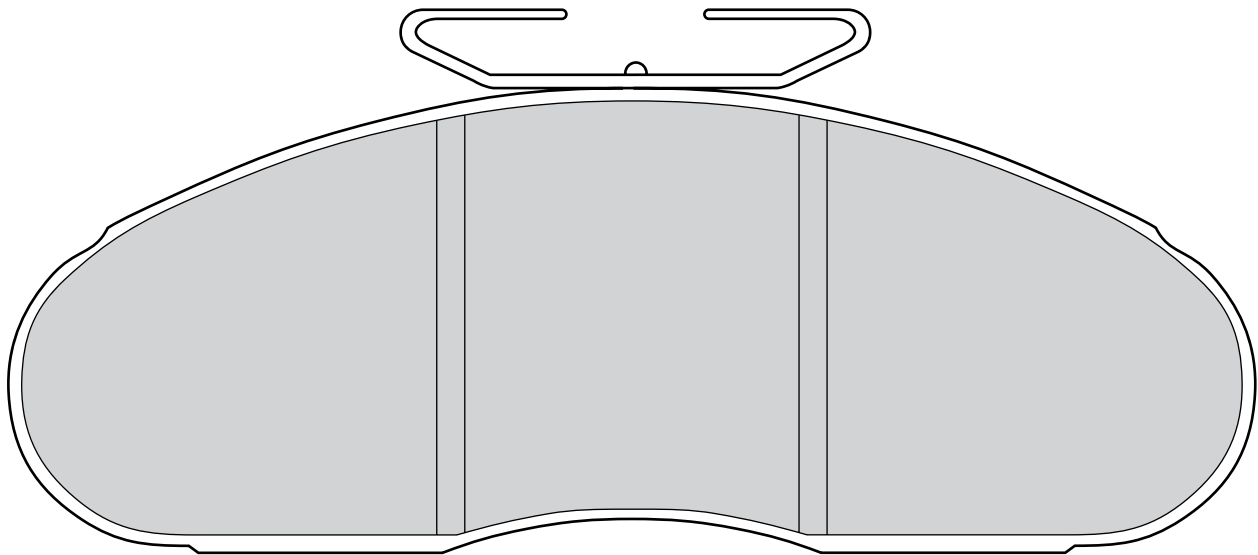
17



ALLIED SIGNAL PL2

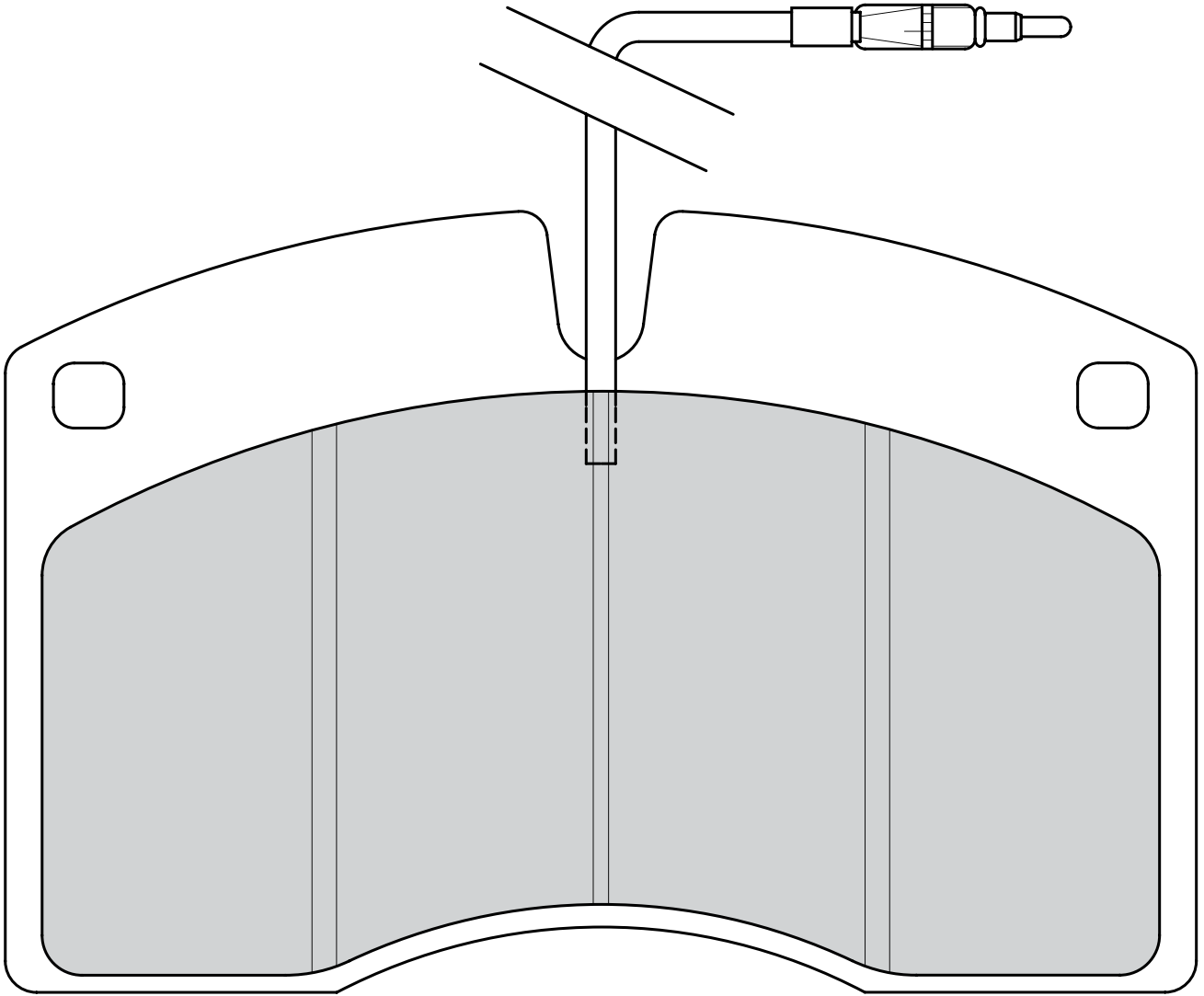


-



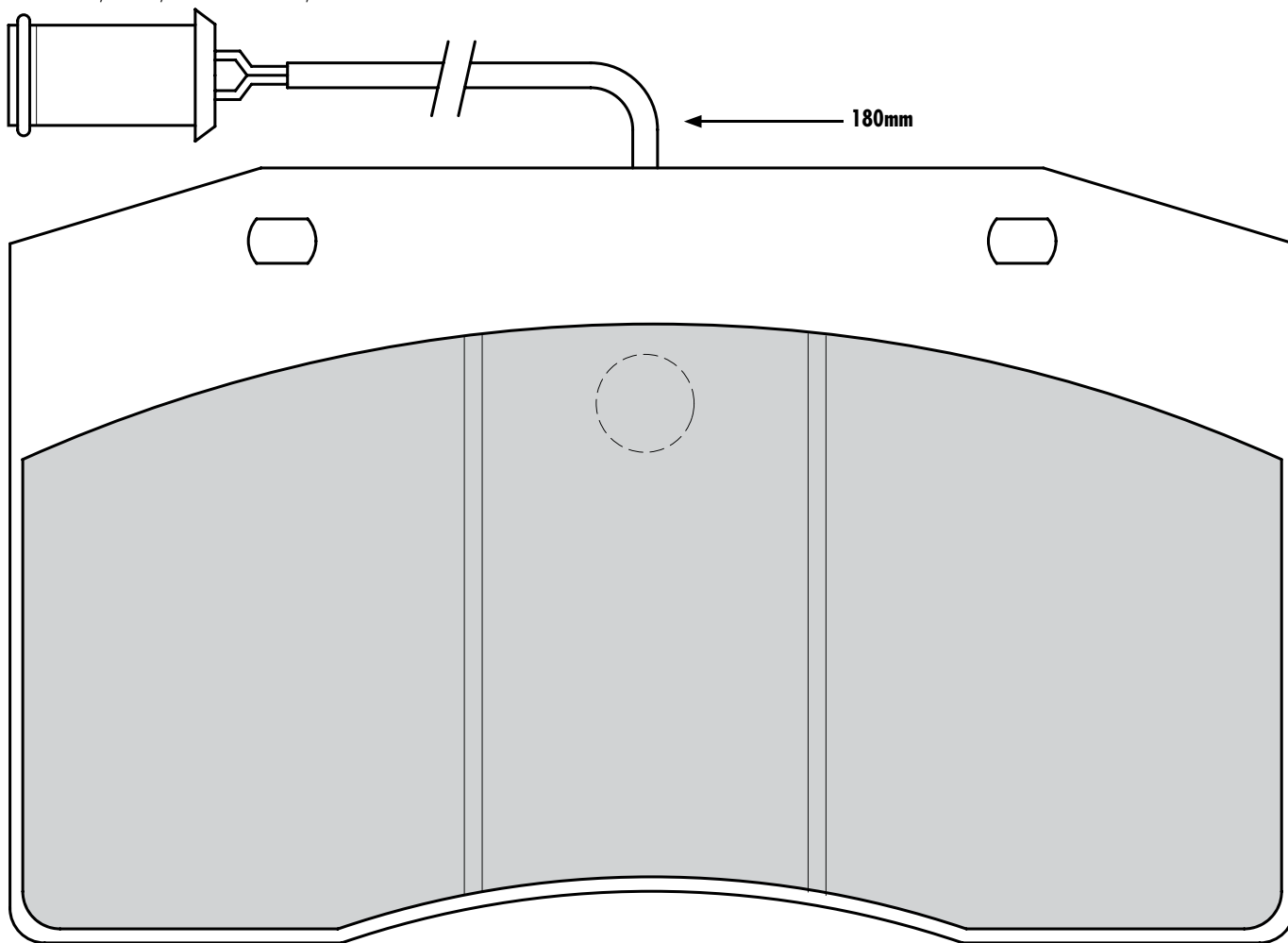
2 PLAIN HOLES 14mm  $\varnothing$

MENARINI All  
RENAULT BUS R312

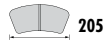




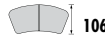
IRISBUS Iveco 370, Iveco 380, Iveco 391 E- 393E - 397E, Iveco Euroclass



29 077 27,00 40 3



205



106



27



WABCO 1600 V-G

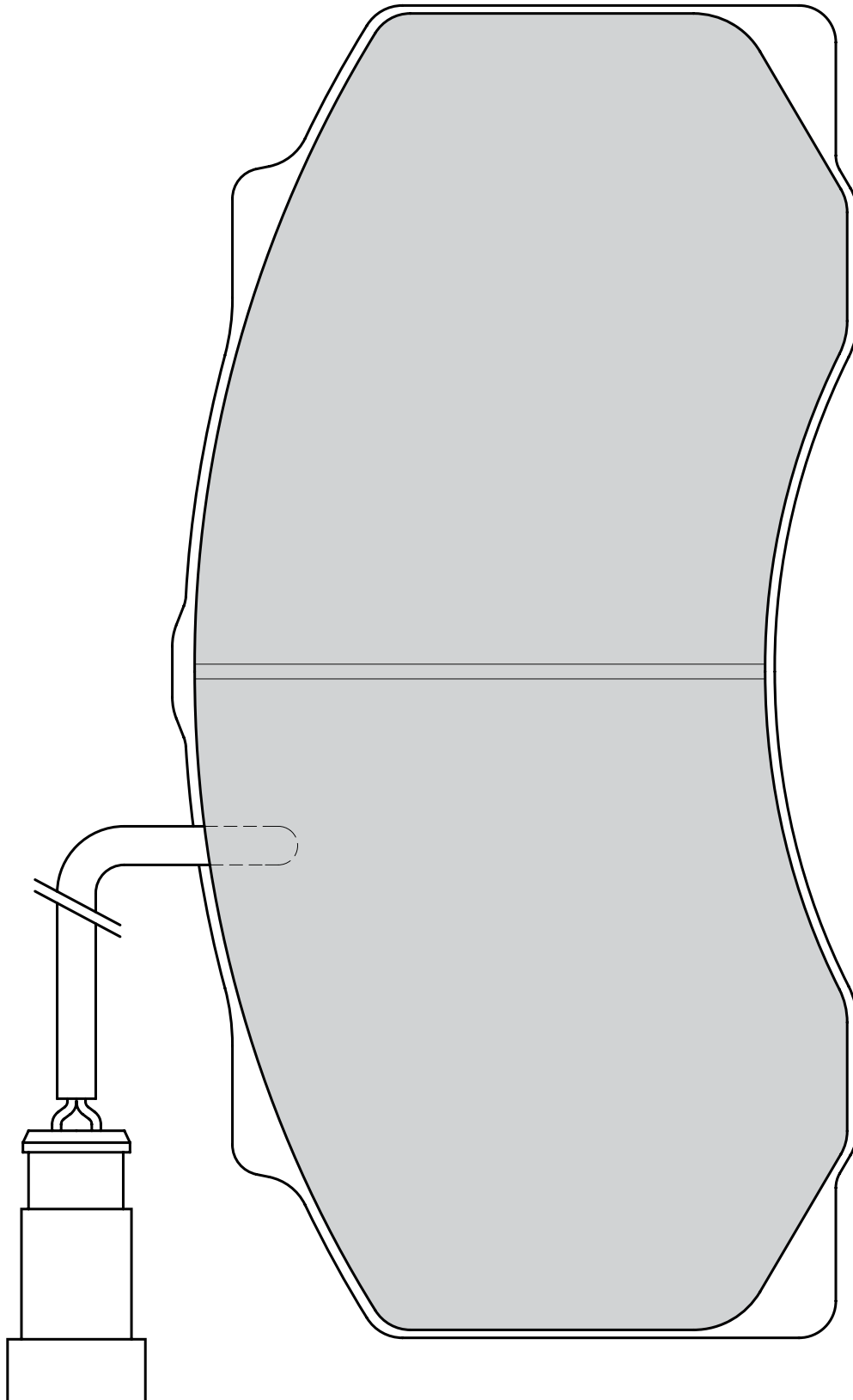


FITTED (2)

DAF F 50 Series, F 55 Series

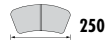
PERROT BREMSEN (WABCO) All

WABCO Wabco 1600 V-G

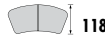




29 083 28,00 41 4



250



118



28



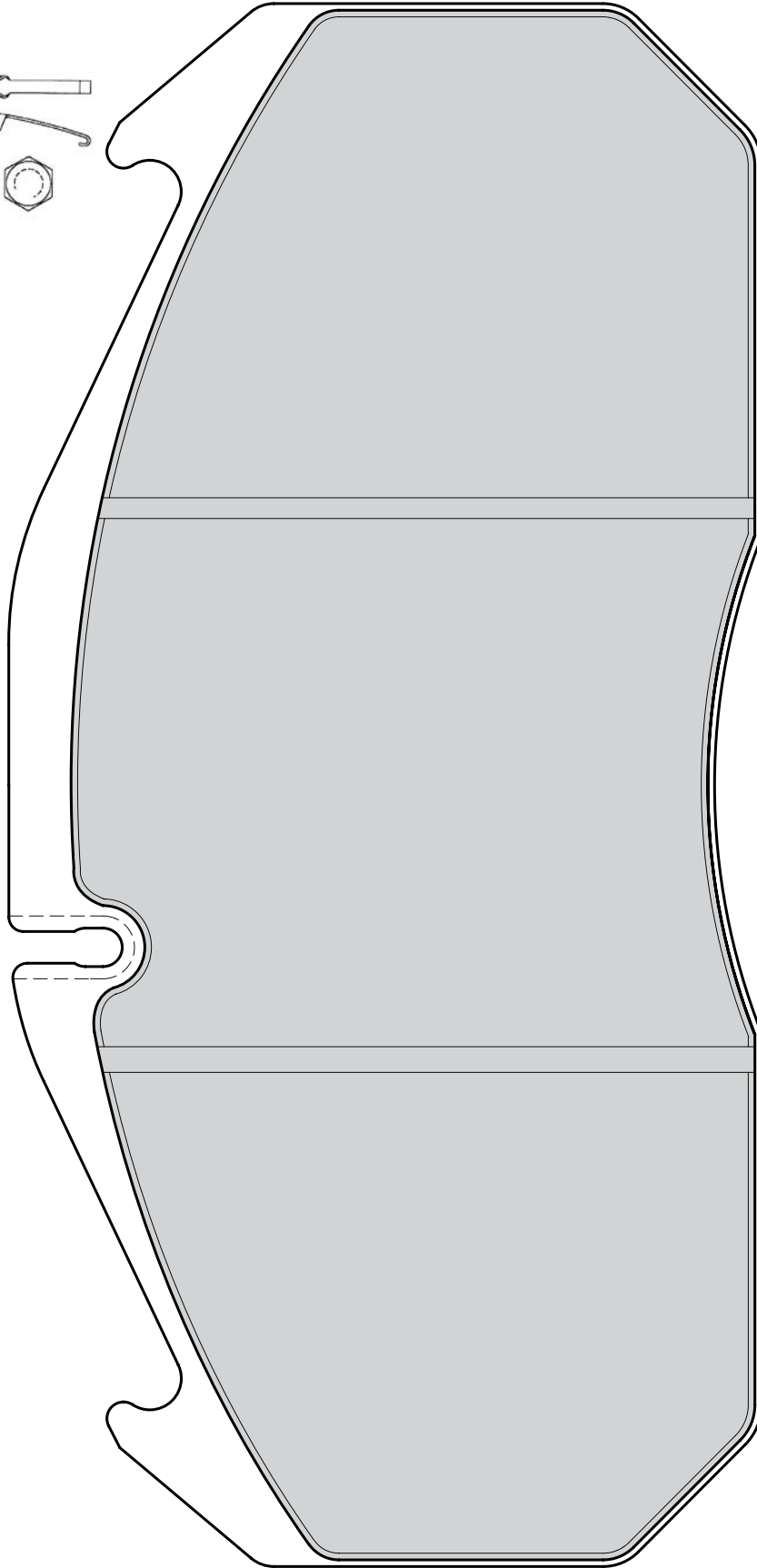
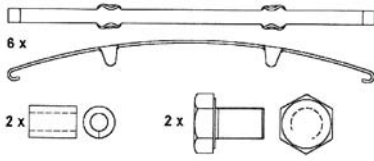
MERITOR D3



-

MERCEDES-BENZ Integro 0 550; 0 340/350 - 0 404, Turismo (0 350)

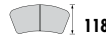
MERITOR All



29 083 28,00 42 4



250



118



28



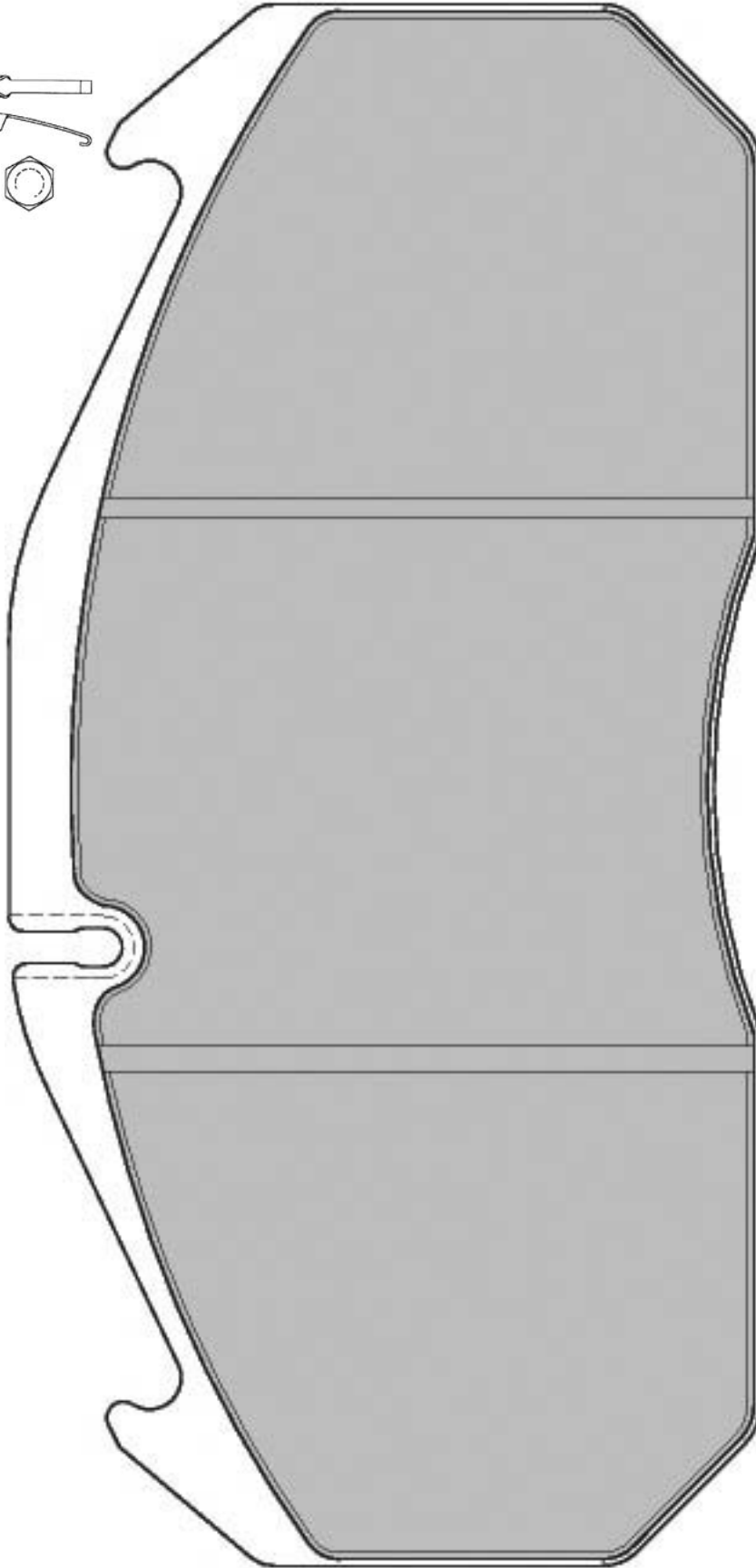
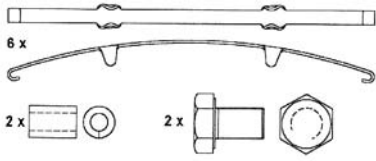
MERITOR D3

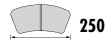


2 X HEATSHIELDS INCLUDED

MERCEDES-BENZ Integro 0 550-, 0 340/350 - 0 404, Turismo (0 350)

MERITOR All





250



118



30



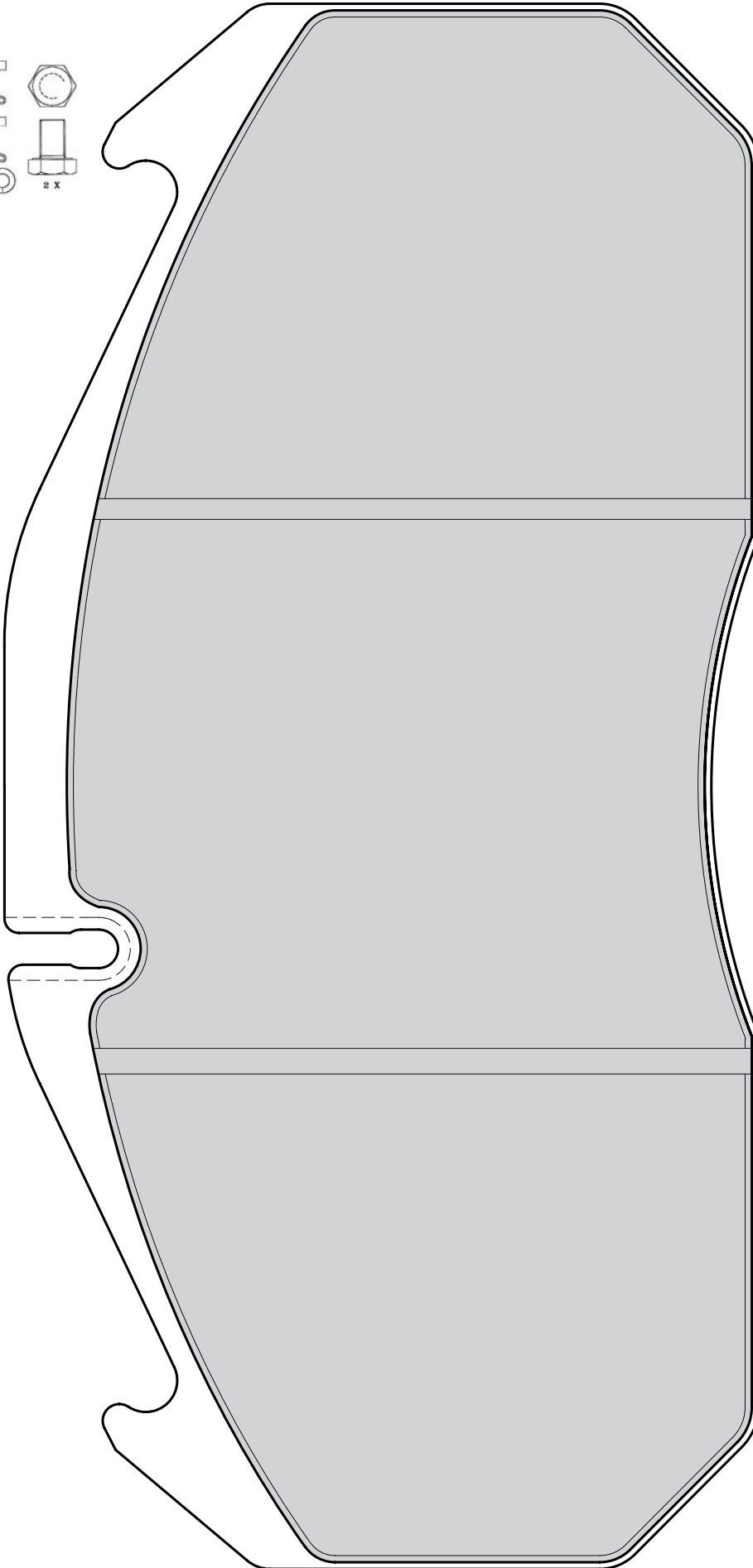
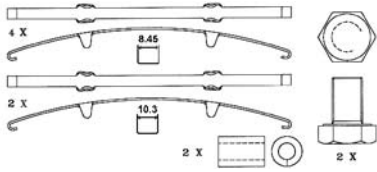
MERITOR



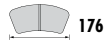
-

MERCEDES-BENZ Integro 0 550; 0 340/350 - 0 404, Turismo (0 350)

MERITOR All



29 088 26,00 40 4



176



83



26



WABCO PAN 17



-

**BMC** 1100 Falcon

**DAF** LF 45

**IVECO** Eurocargo, Eurocargo Tector

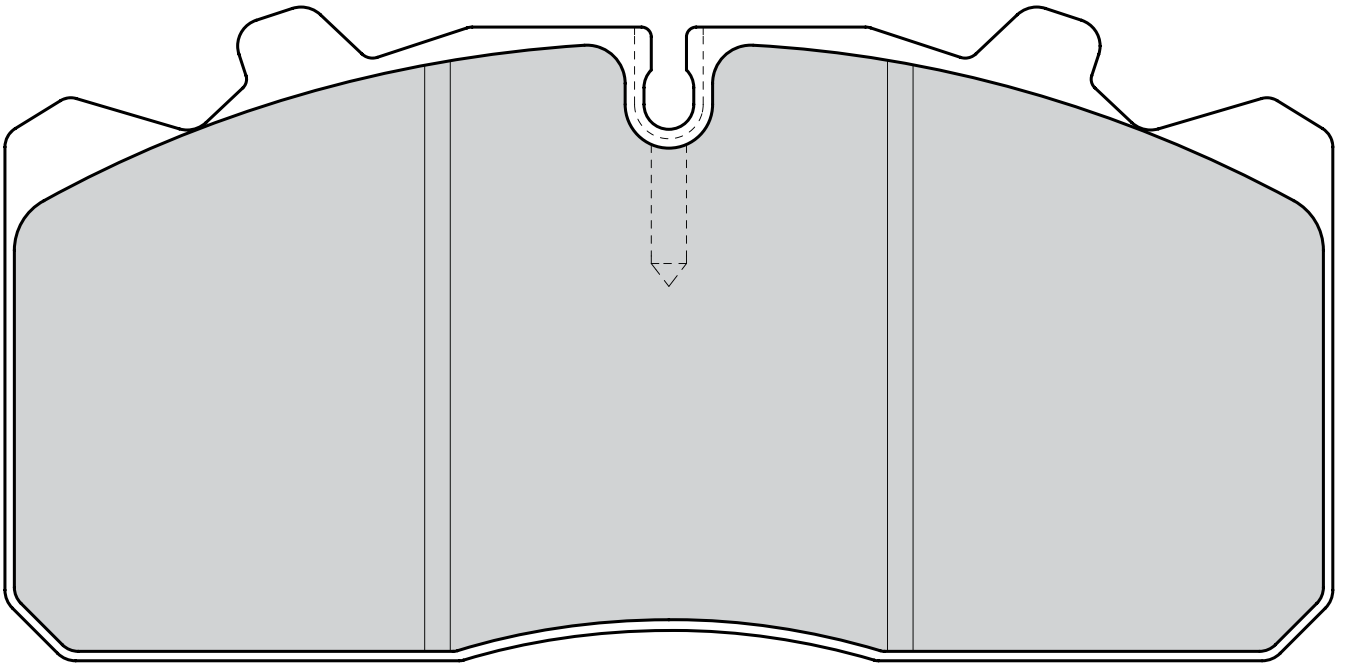
**MAN** L2000-Series, L2000-Series (LE Evolution), M2000-L Series

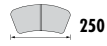
**OPTARE** Solo

**PERROT BREMSEN (WABCO)** All

**RENAULT TRUCKS** Midlum Series

**WABCO** PAN17





250



114



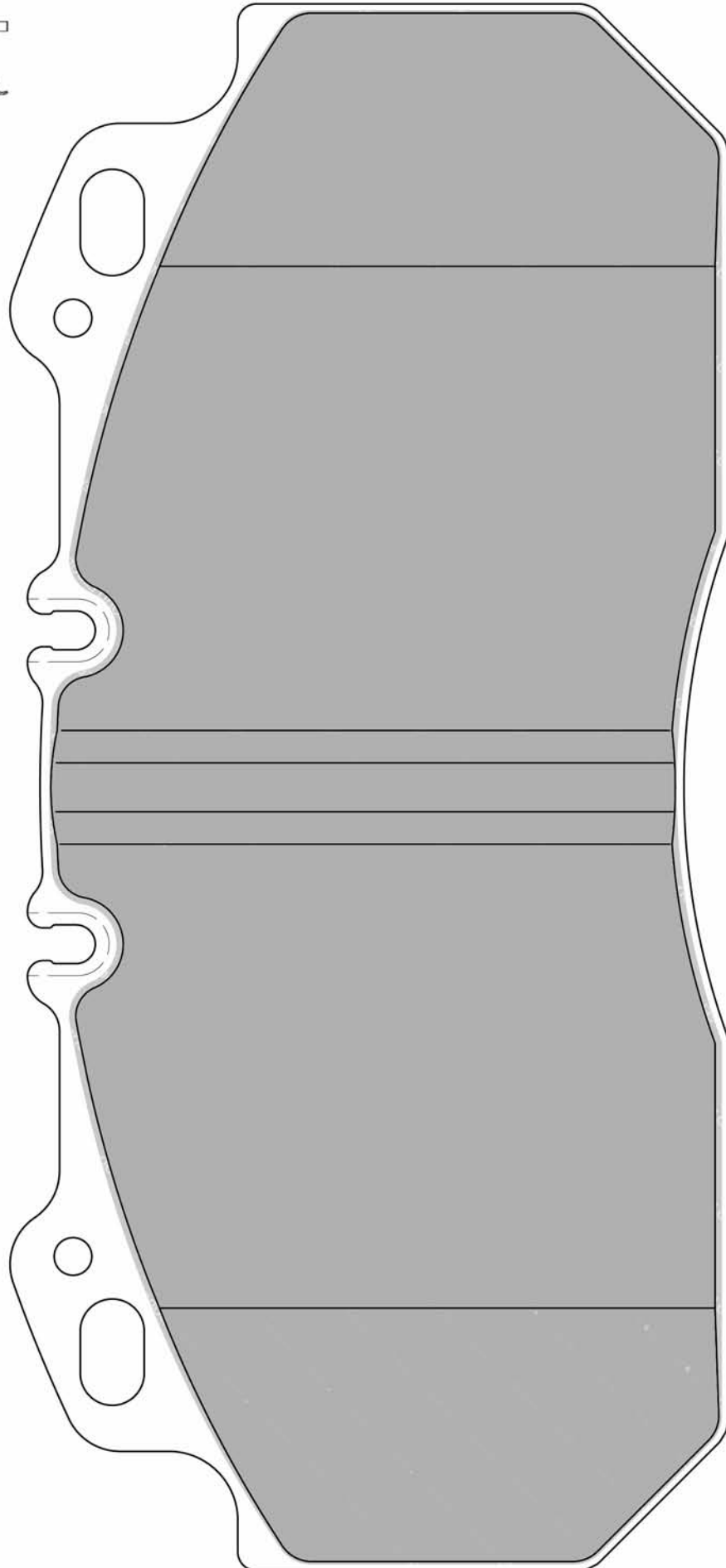
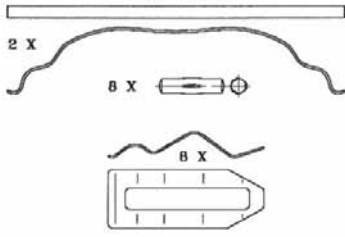
28

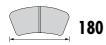


MERITOR D-LISA



**BERKHOF PSV** Axial 50, Radial, Radial+D361 **CAETANO PSV** Enigma 12m, Porto 12m **DENNIS** Arrow, Eagle, Elite, Fire Engines, Javelin Coach  
**IRISBUS** Agora, Citelis, Citybus, Heuliez GX217, Heuliez GX317, Heuliez GX417 **MERITOR** All **RENAULT TRUCKS** Magnum/AE Series, Premium Distribution, Premium Route **VAN HOOL** All  
**VOLVO** B 10-Series; B 12-Series; B-Series; Citybus, TX (8000.9000)





180



86



21


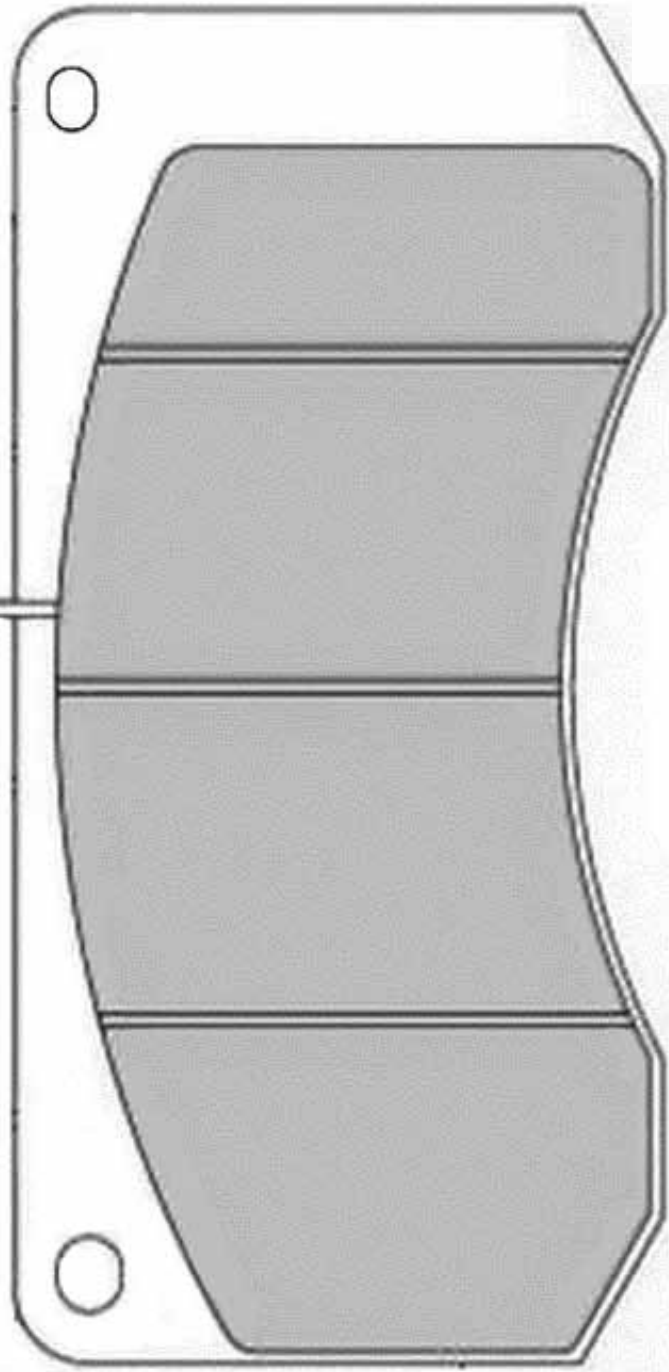


S.E.E. 2 X 67

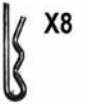


FITTED (4)

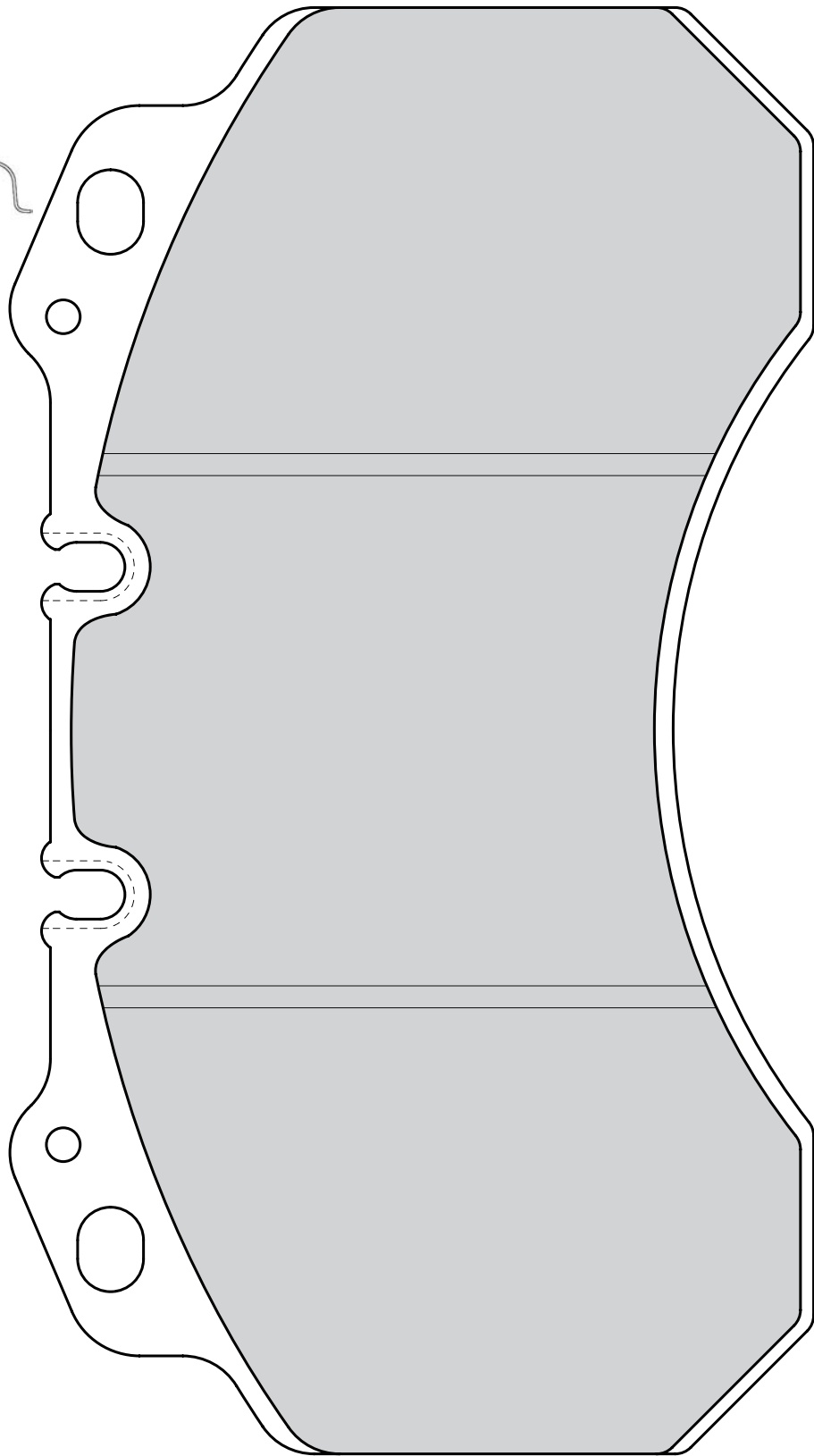
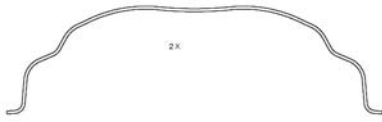
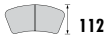
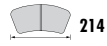
RENAULT TRUCKS Midliner/C Series, Midliner/M Series, Midliner/S Series

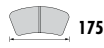


X4

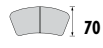


X8





175



70



20

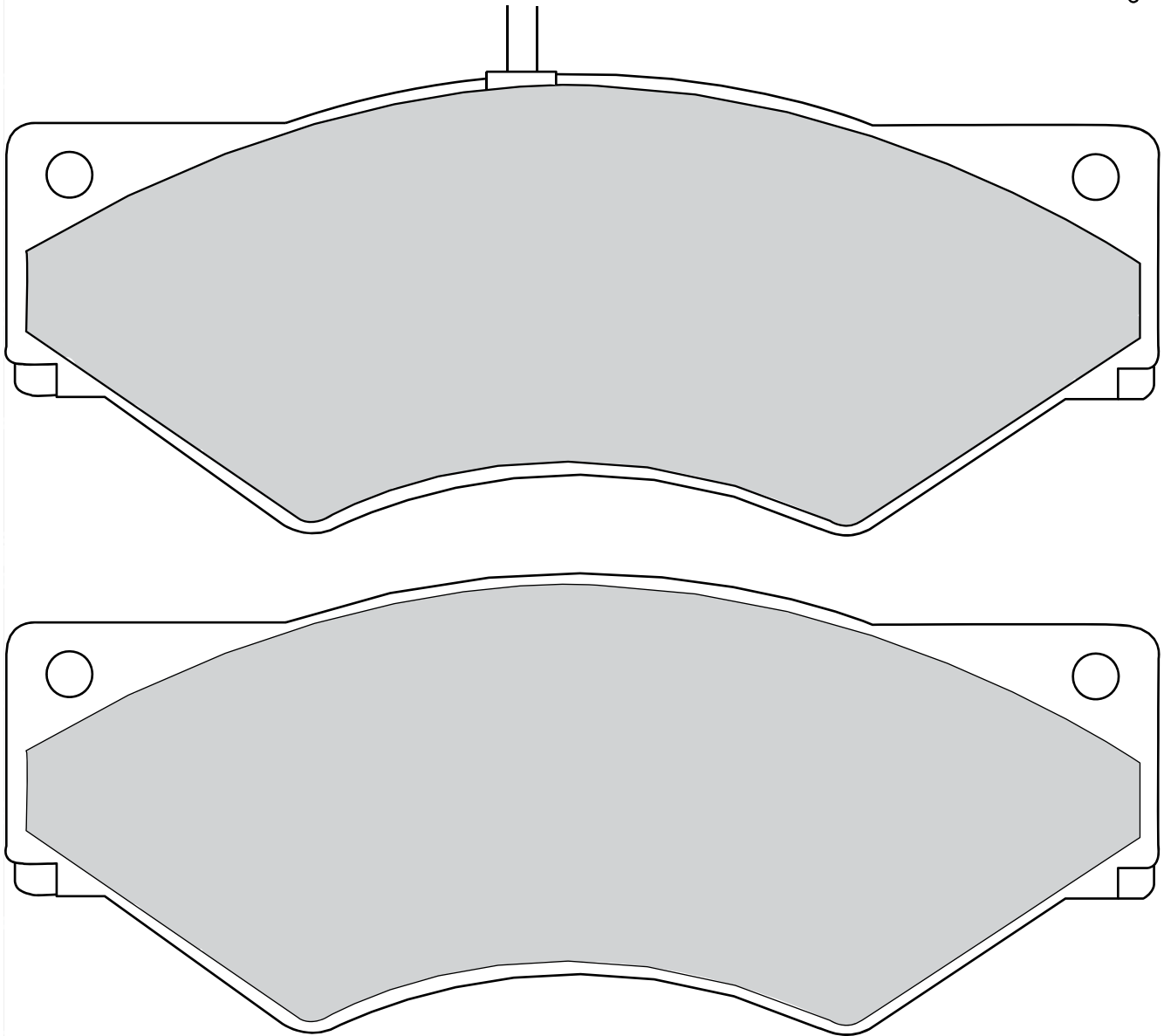
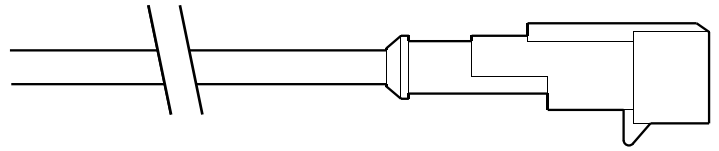


PERROT



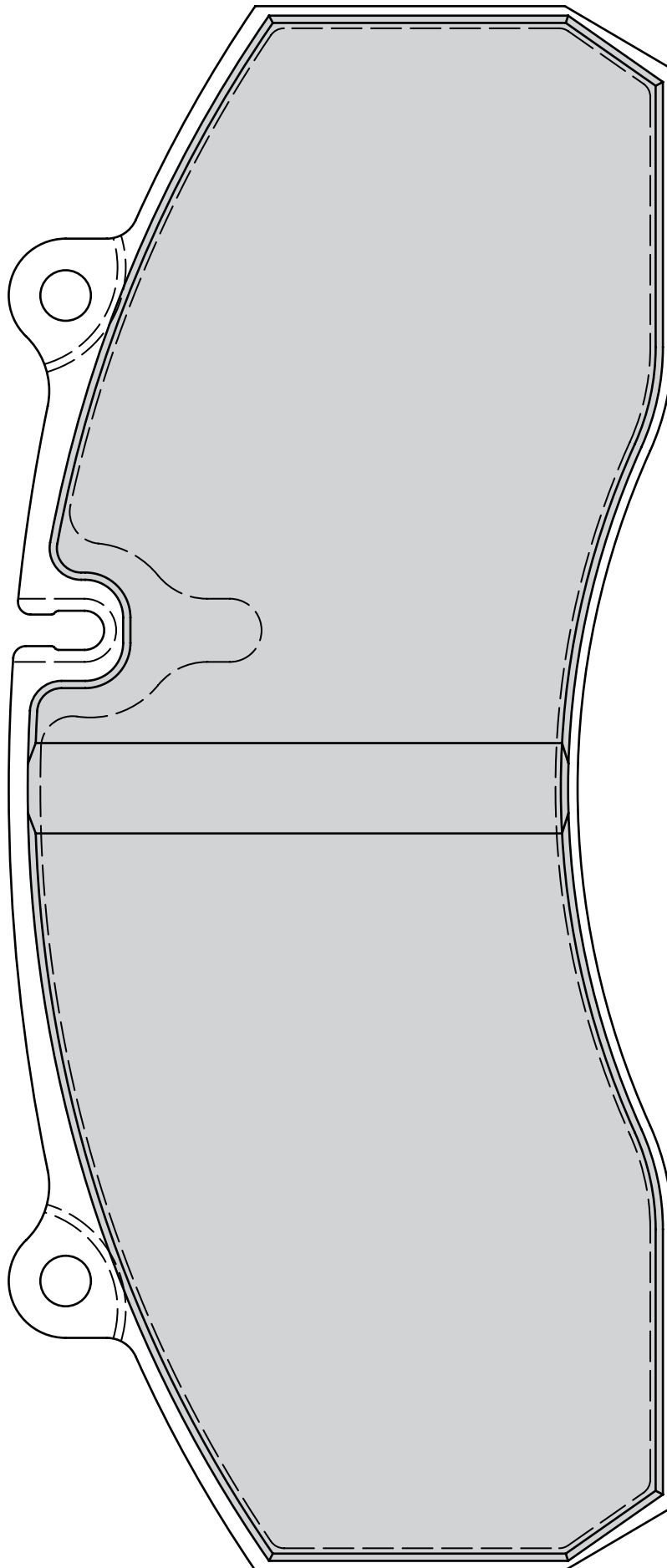
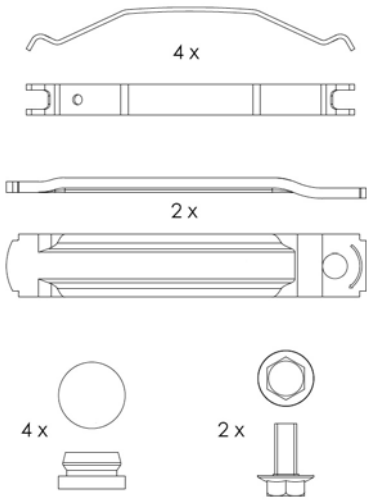
2M

IVECO Daily I

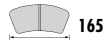




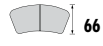
DISCOS Trailer  
GIGANT GROUP S.A.E. (Dupillier), SMB  
HALDEX MK II, MKIII  
SAF All



29 121 17,30 41 4



165



66



18

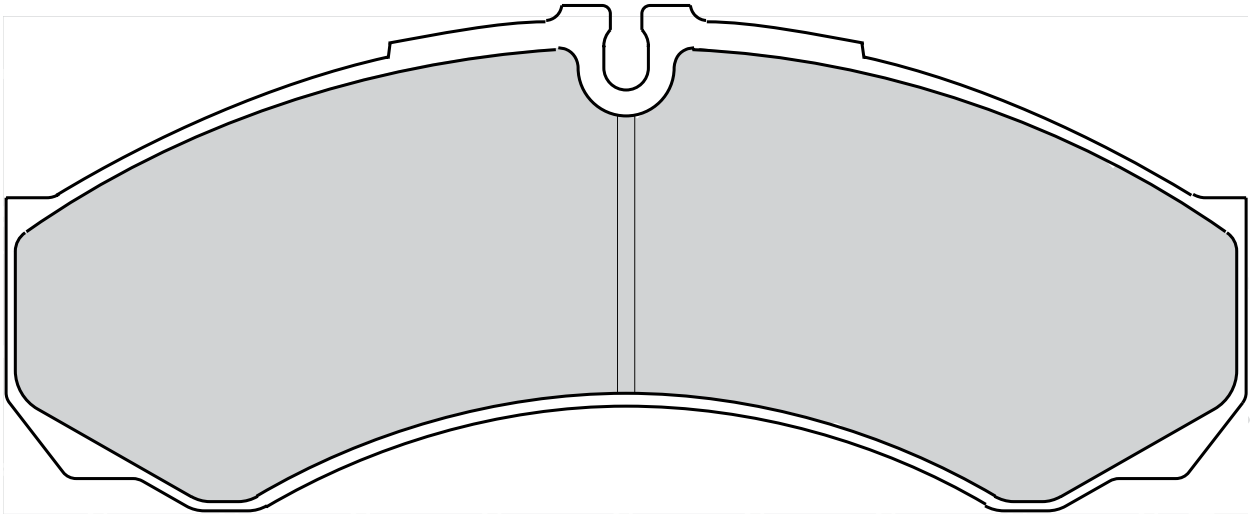


BREMBO



-

IVECO Daily II



29 121 20,30 41 4



165



66



20



BREMBO

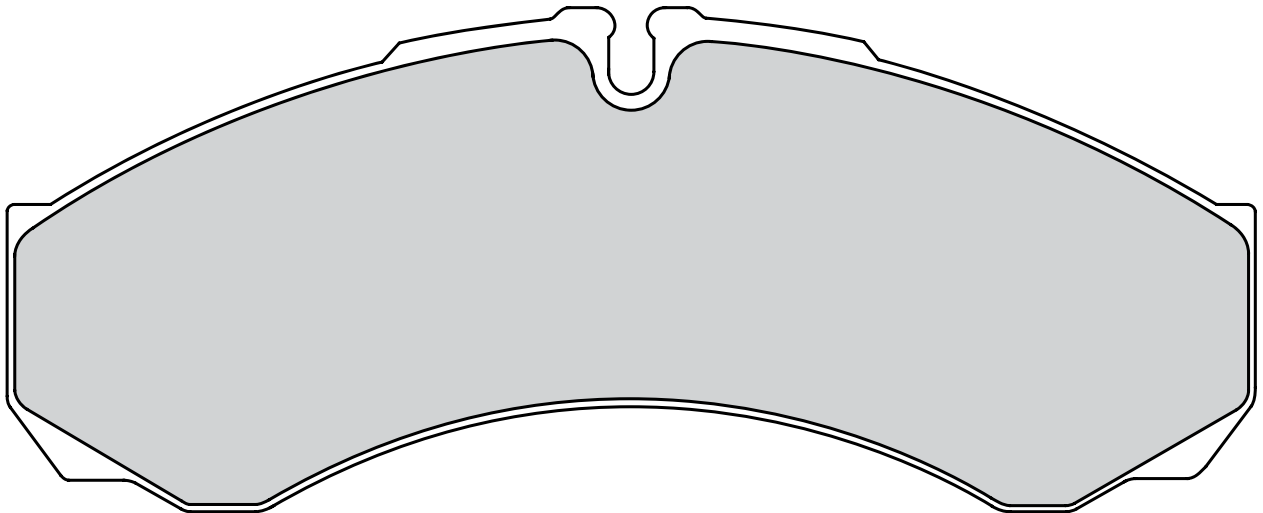


-

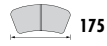
IVECO Daily I, Daily II

OPTARE Alero

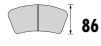
RENAULT Mascott



29 122 22,00 40 4



175



86



22

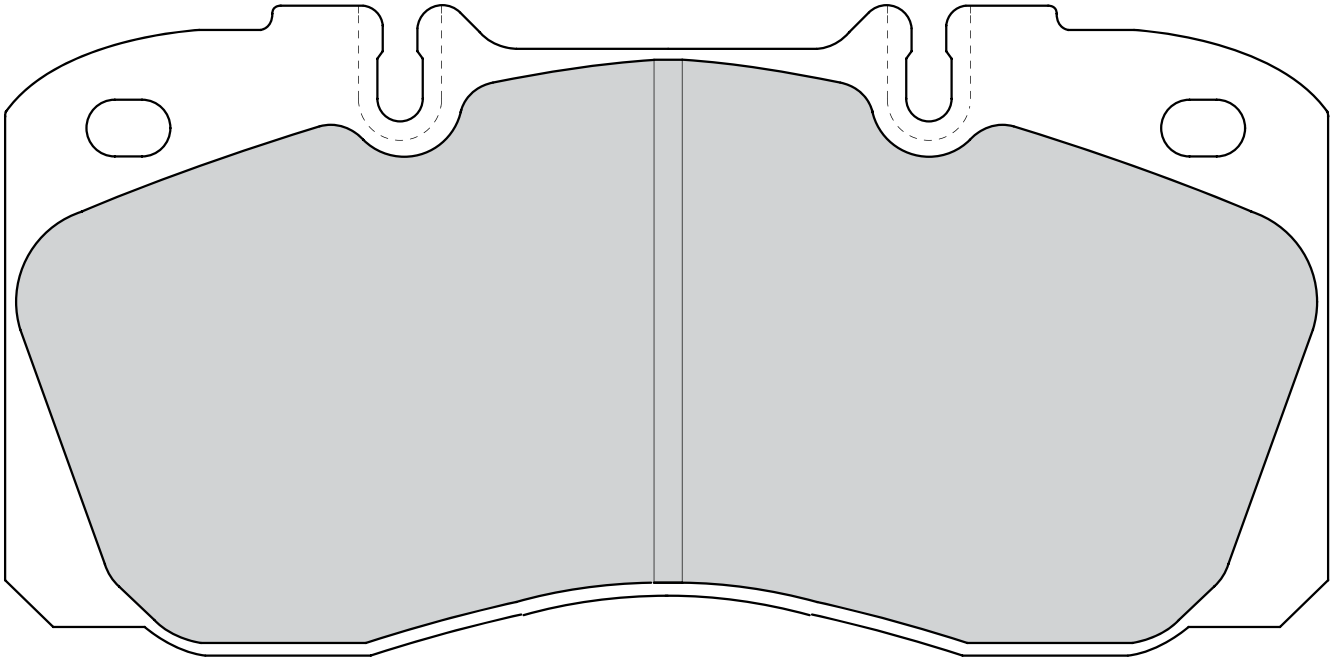


BREMBO 2 X 68



-

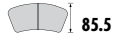
IVECO Cargo Plus, Eurocargo, Eurocargo Tector



29 122 22,00 41 4



174.8



85.5



22.1

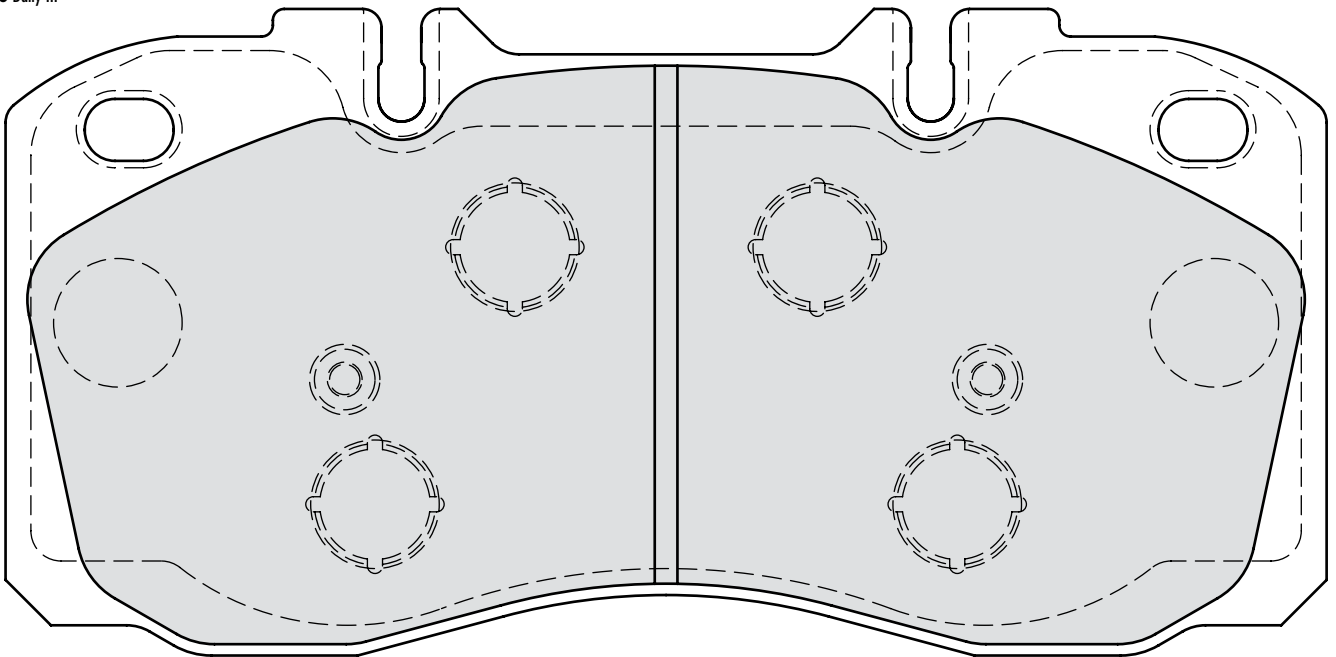


BREMBO



-

IVECO Daily III



29 123 20,00 41 4



109.8



63.5



20

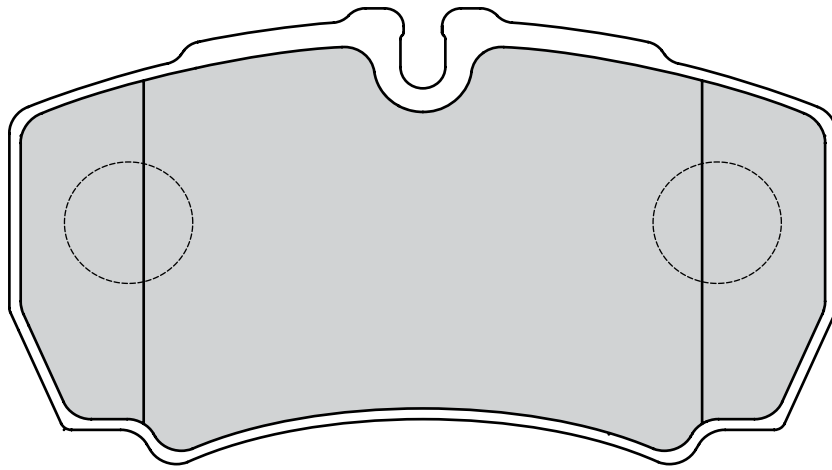


BREMBO



-

IVECO Daily III



29 123 20,30 40 4



107



61



20

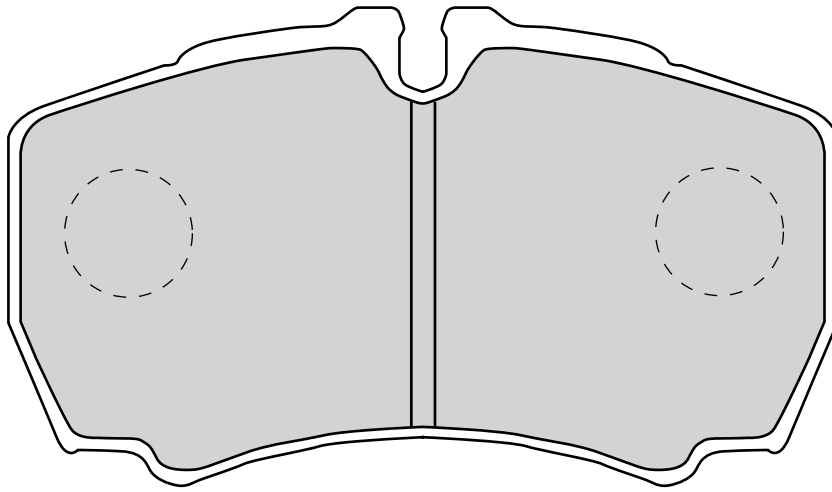


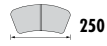
BREMBO



-

IVECO Daily II





250



111



29

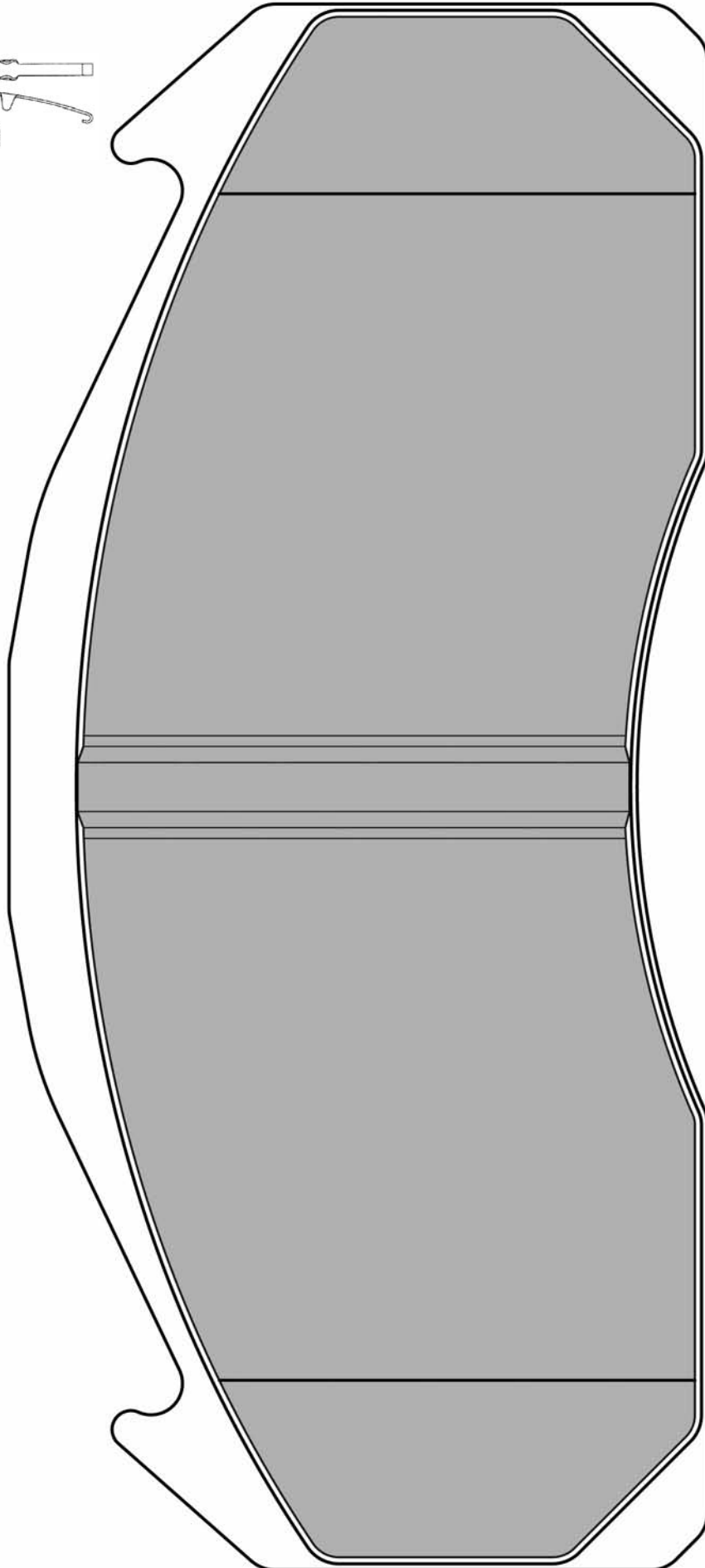
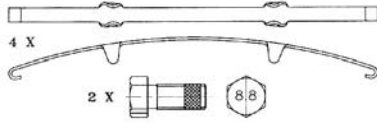


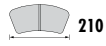
MERITOR D-DUCO



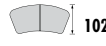
**MERITOR All**

VOLVO FH-Series, FL 6-Series, FLE, FM Series, TX (8000.9000)





210



102



29



MERITOR C-DUCO

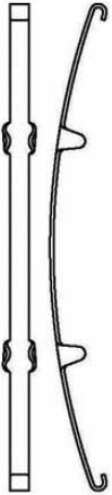


-

MERITOR All

SOR SOR 10.5, SOR 9.5

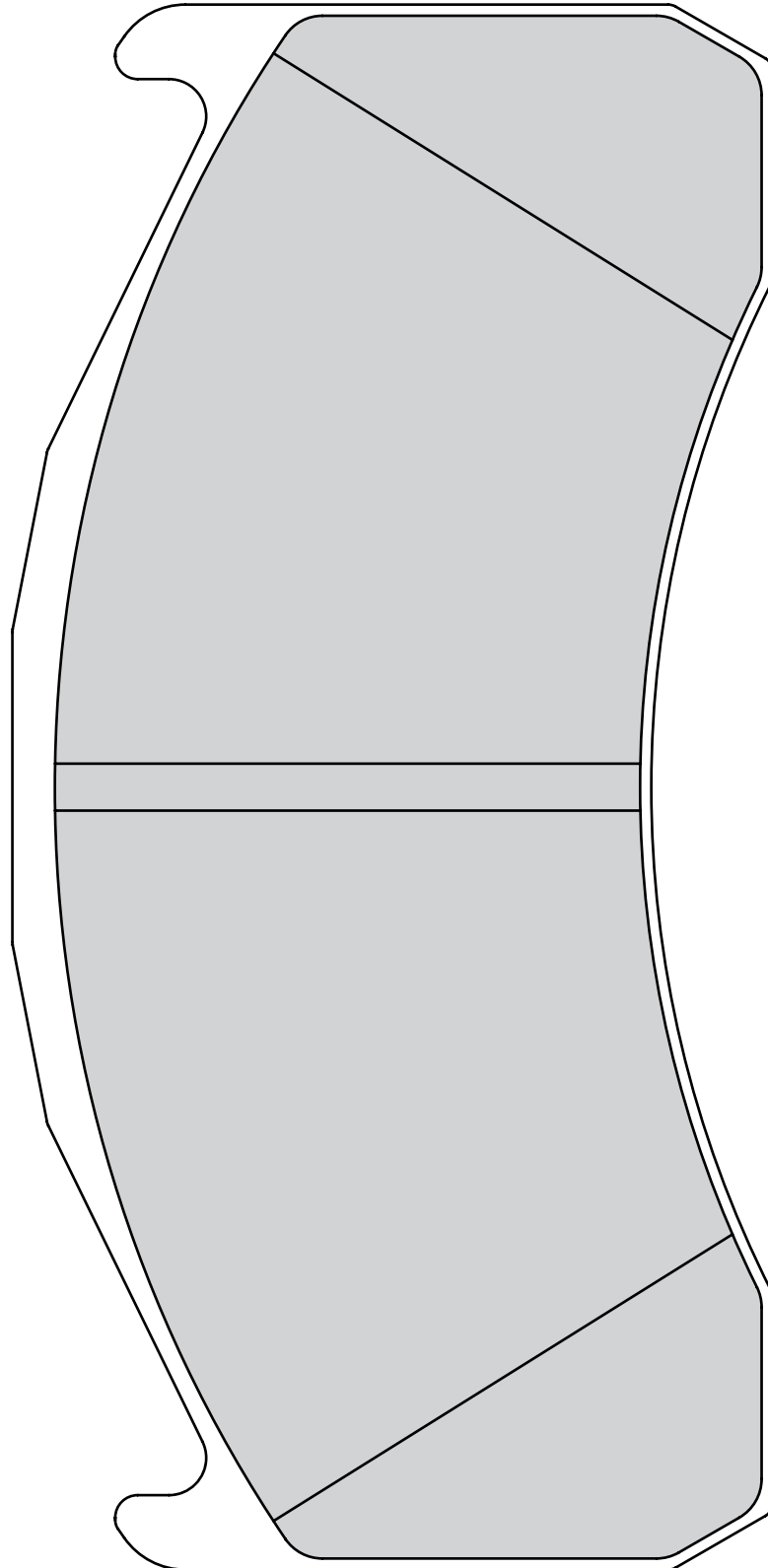
VOLVO FL 6-Series:



4 X



2 X  
(M10x1,25 L20)





149



69



18

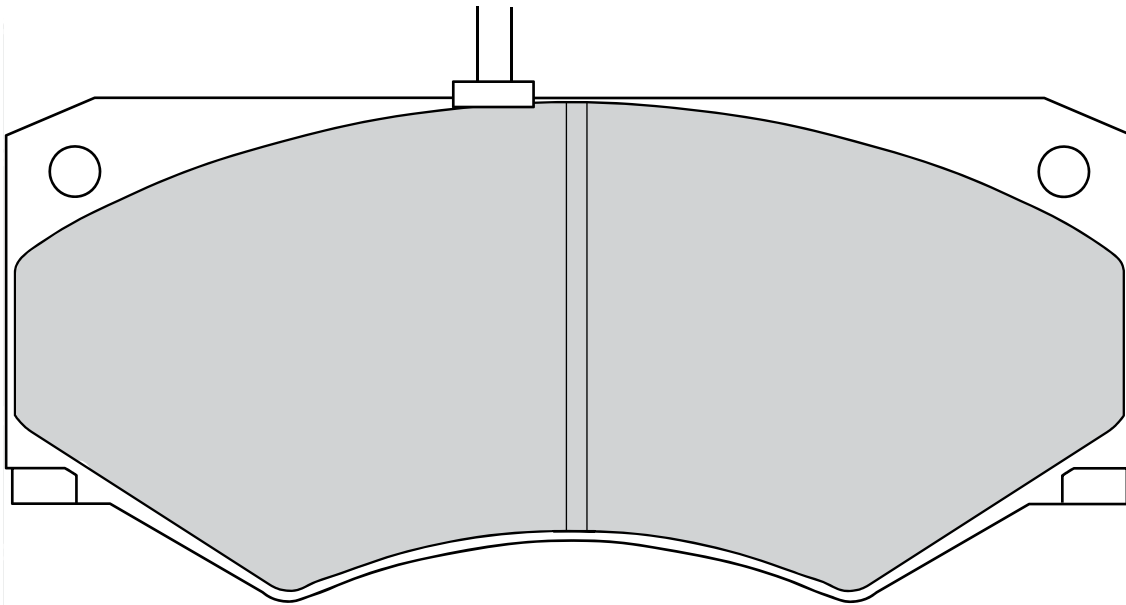
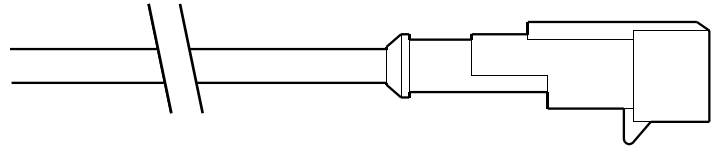


WABCO



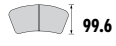
2M

IVECO Daily I  
OPTARE Alero





204.6



99.6



30



WABCO PAN 19-2



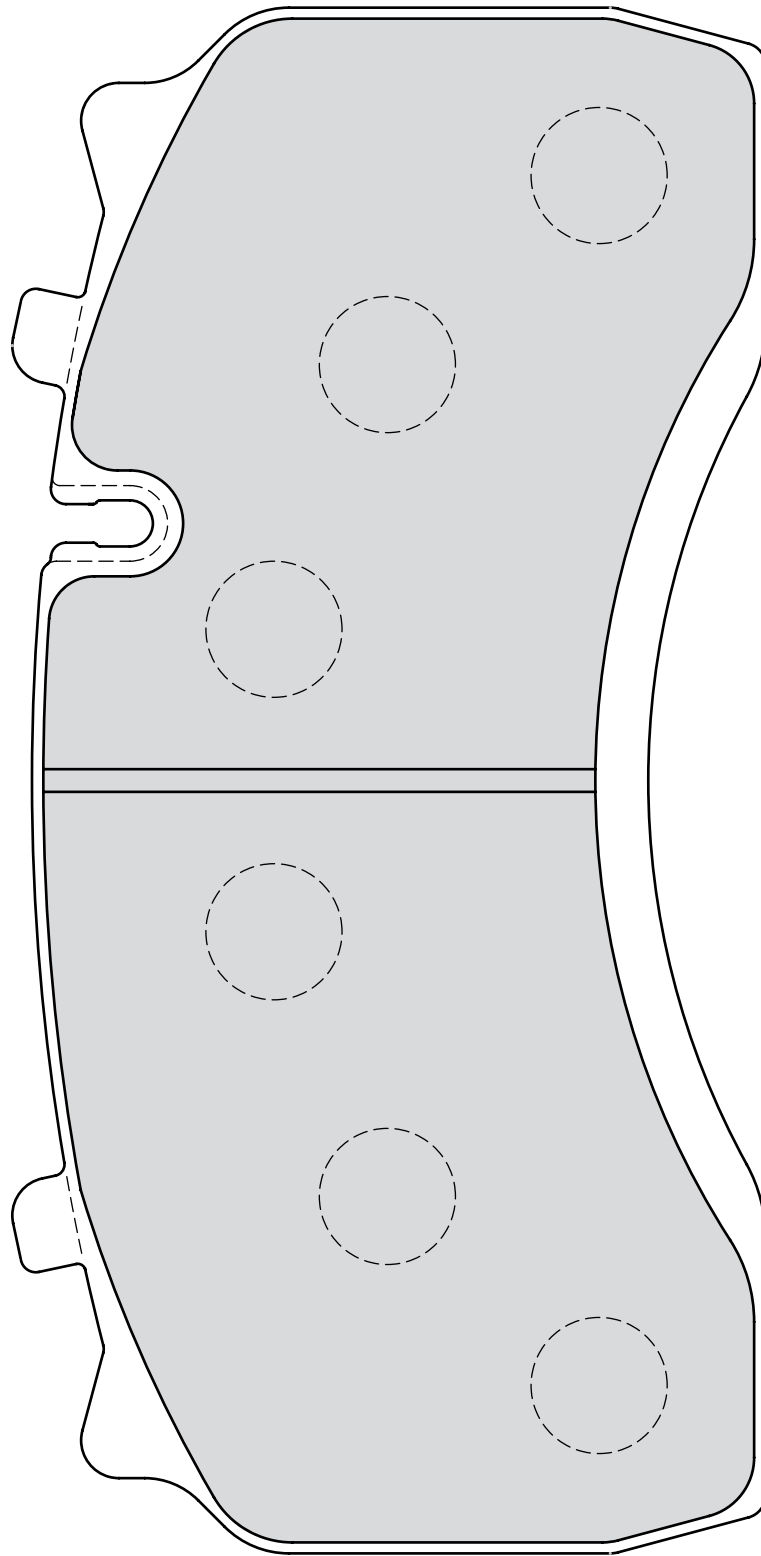
-

DAF LF 55

RENAULT TRUCKS Midlum Series

SAMRO Axles with Disc Brakes

WABCO PAN19-2







248



105



30

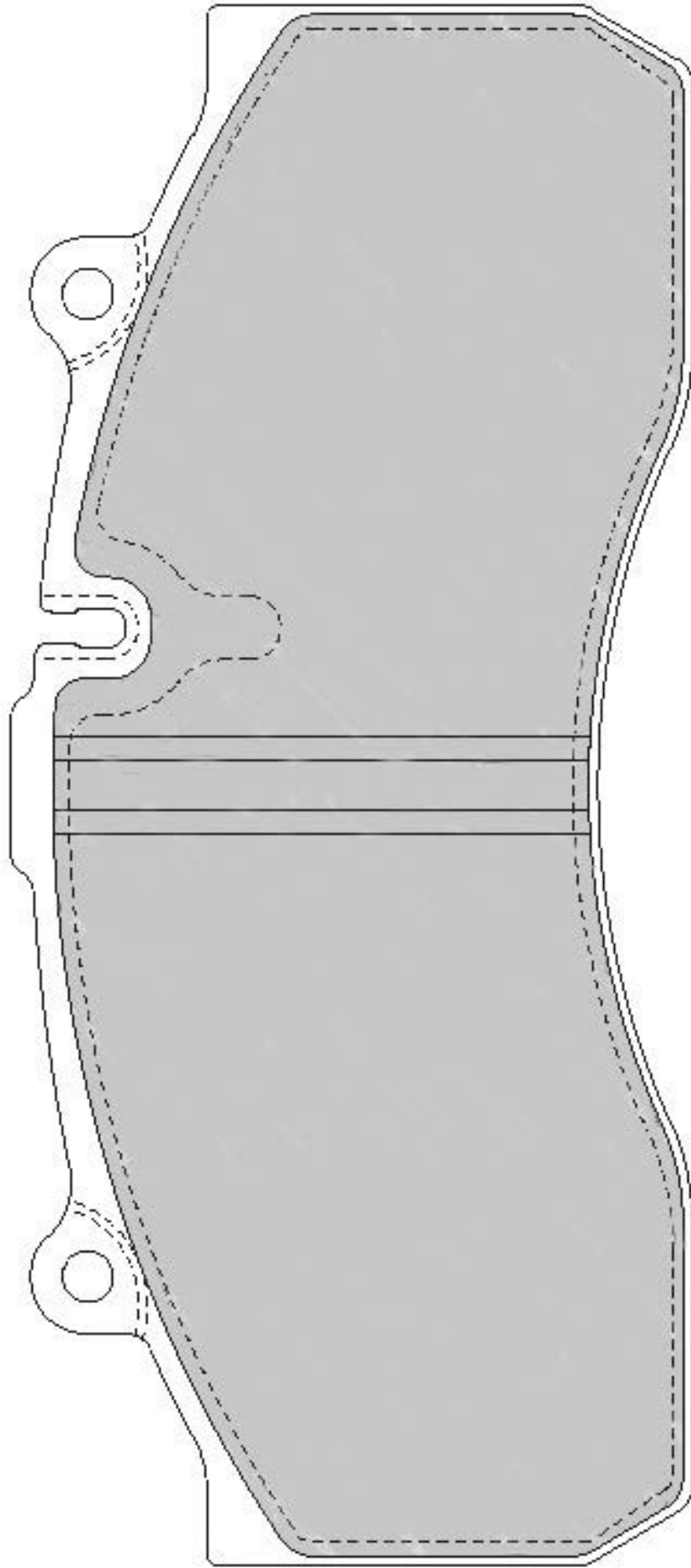
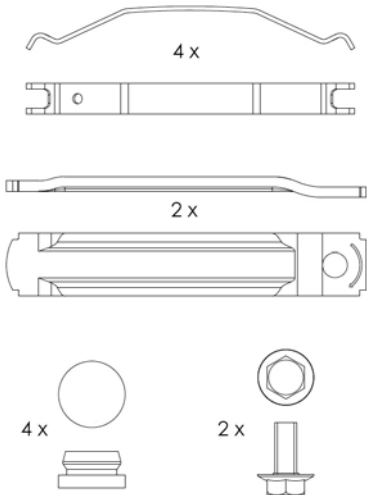


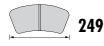
HALDEX DB22



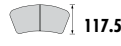
CRANE FRUEHAUF All DISCOS Trailer

GIGANT GROUP S.A.E. (Dupillier), SMB HALDEX MKIV, ModulX SAF All





249



117.5

30

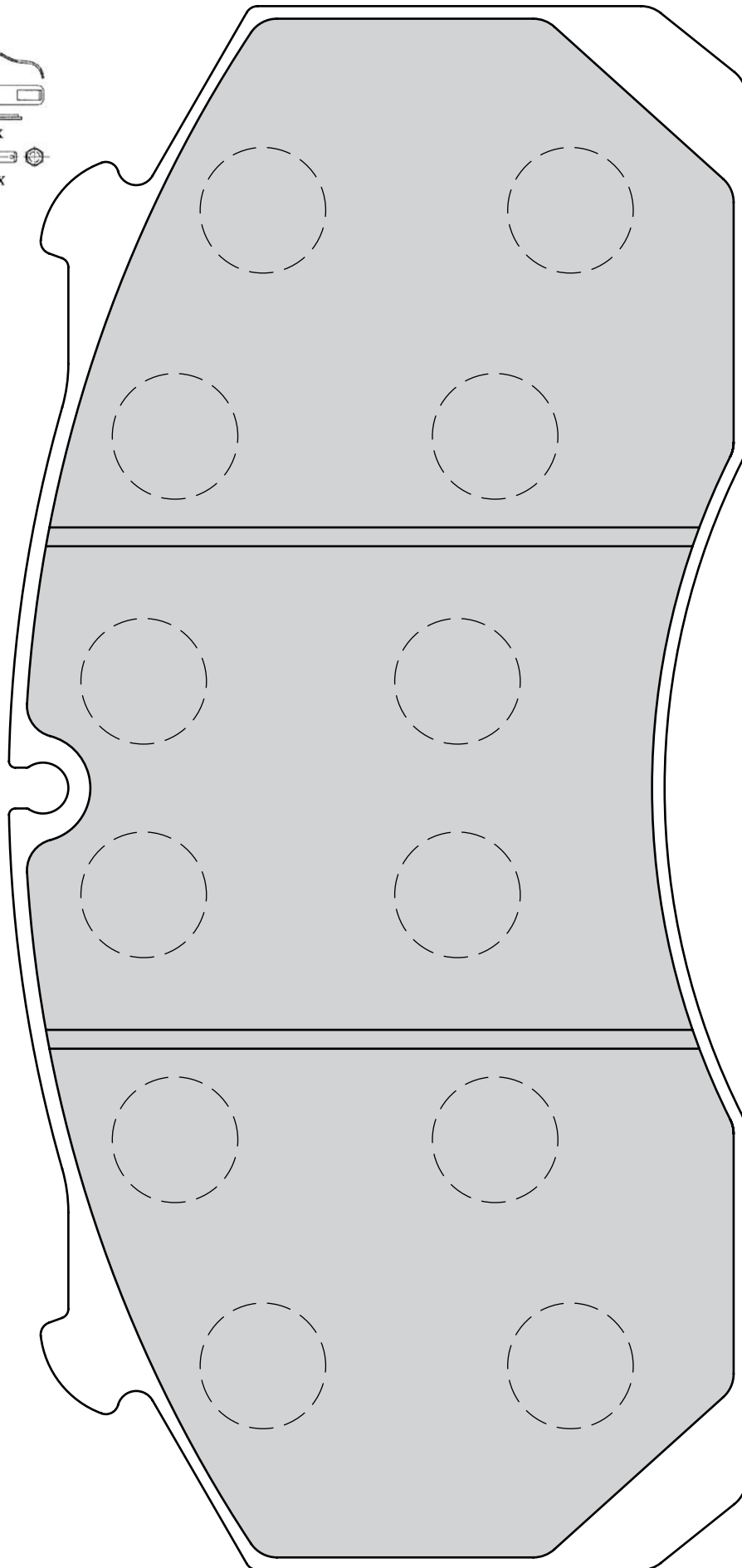
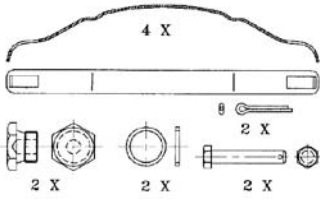


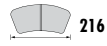
MERITOR DX225



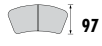
-

DAF SB3000, SB4000 DEN OUDSEN Almere Bus  
IRISBUS Iveco 491/591 MENARINI All MERITOR All





216



97



29

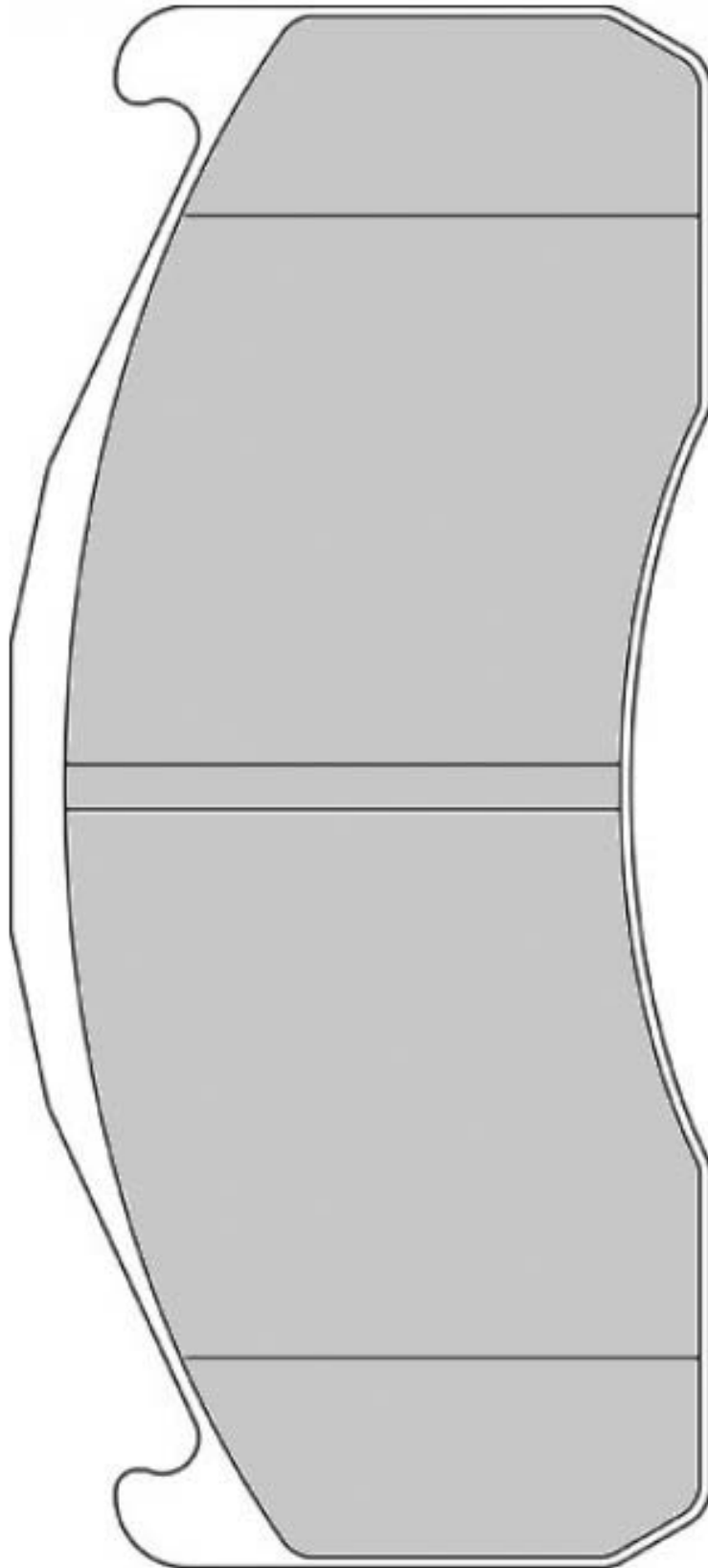
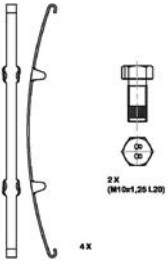


MERITOR DLE-DUCO



-

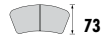
VOLVO FH-Series, FM Series



29 153 19,70 40 4



165



73



19,7



PERROT



-

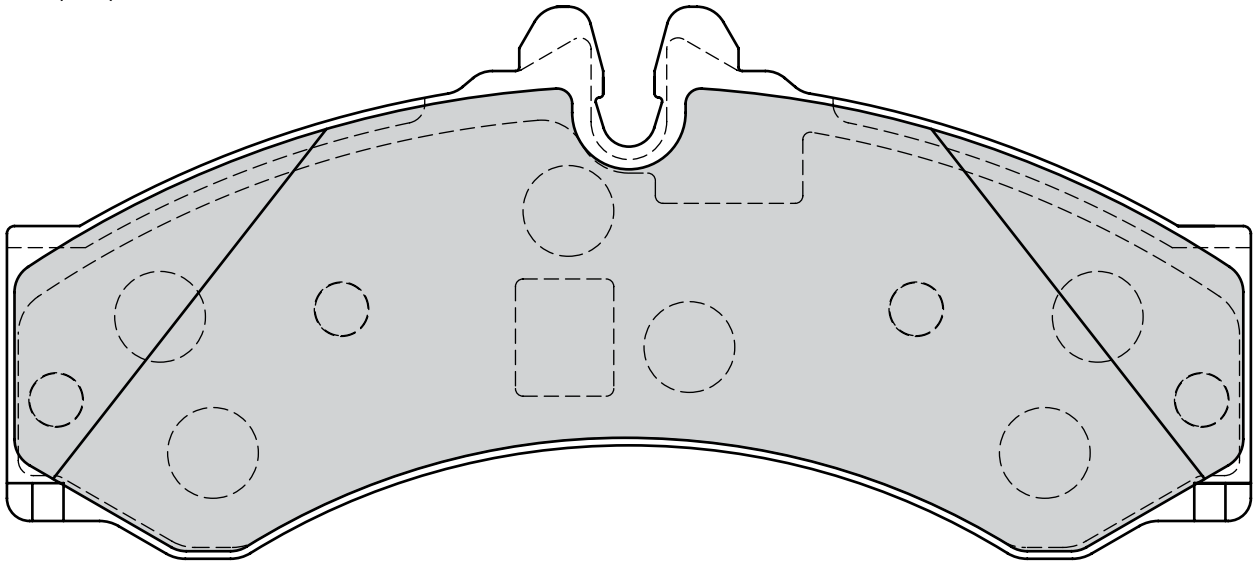
**MERCEDES-BENZ** Sprinter 4-T (904), Sprinter Mini Bus (4,6 to)

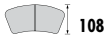
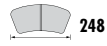
**MULTICAR** Fumo

**OPTARE** Soroco NT

**PERROT BREMSEN (WABCO)** All

**VOLKSWAGEN** LT II (2DX0FE)

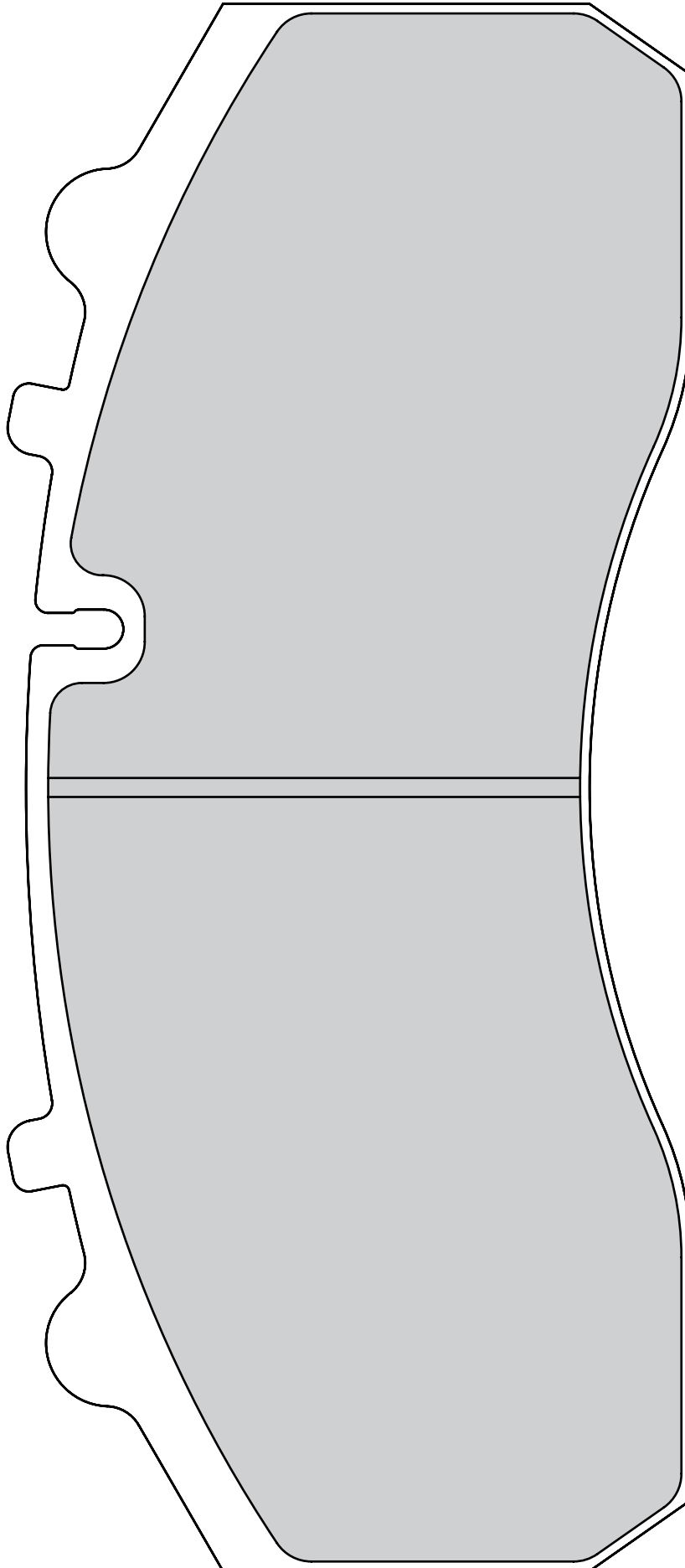


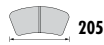


WABCO PAN 22

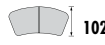


BENALU All BERKHOF PSV Axial 50 CRANE FRUEHAUF All GIGANT GROUP S.A.E. (Dupillier), SMB  
PERROT BREMSSEN (WABCO) All SAF All WABCO PAN22





205



102



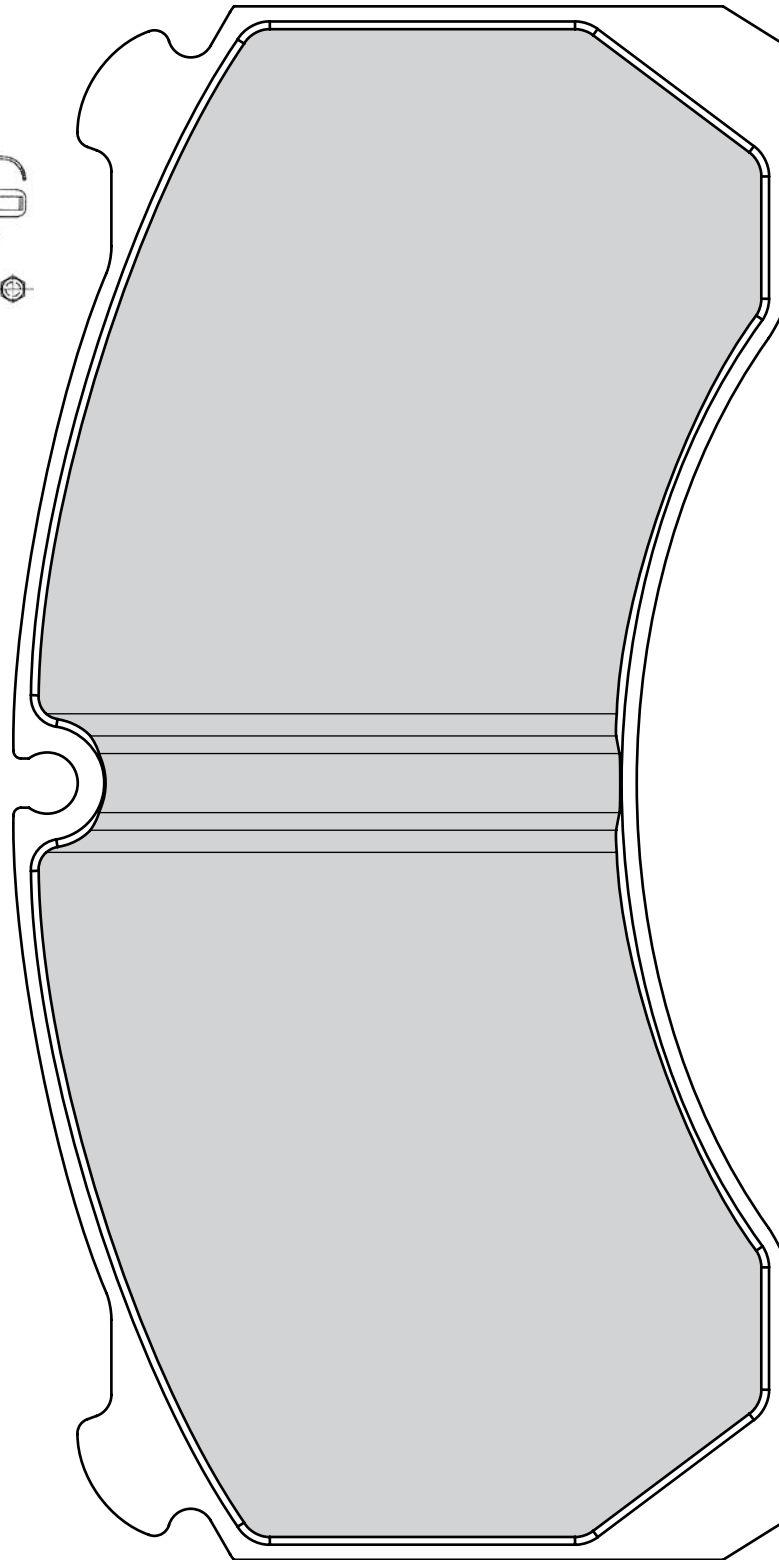
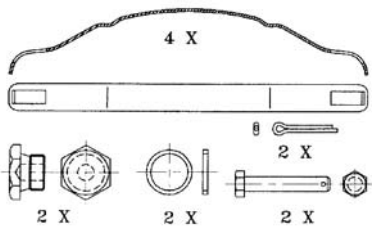
27

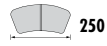


MERITOR DX195



MERITOR All





250



118



30



MERITOR D-ELSA2

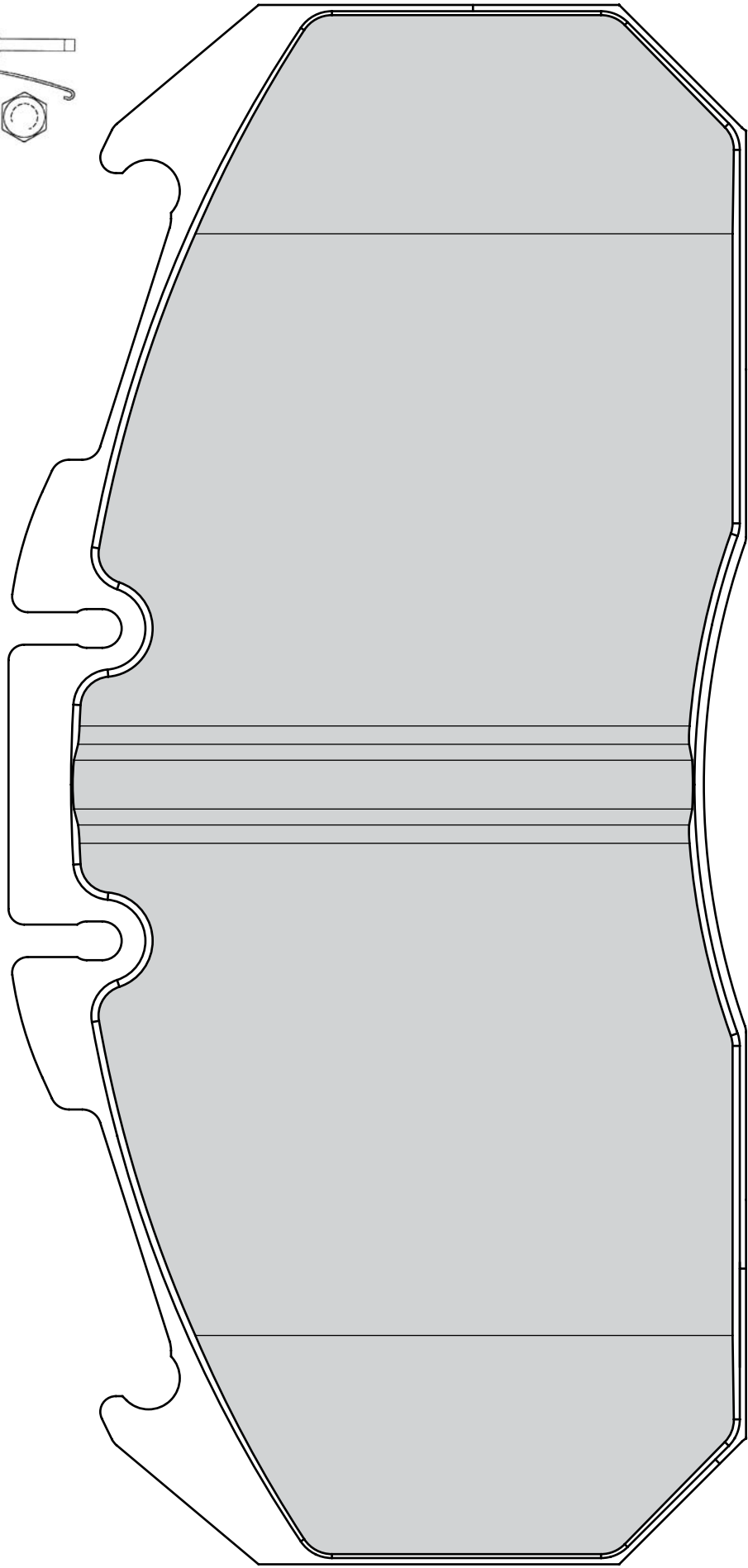
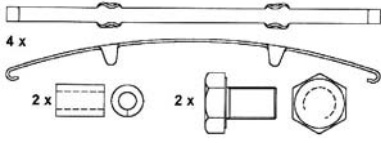


-

ERF ECS/ECT/ECX IRISBUS Agora, Ares, Arway, Axer, Citelis, Crealis, Crossway, Iliade

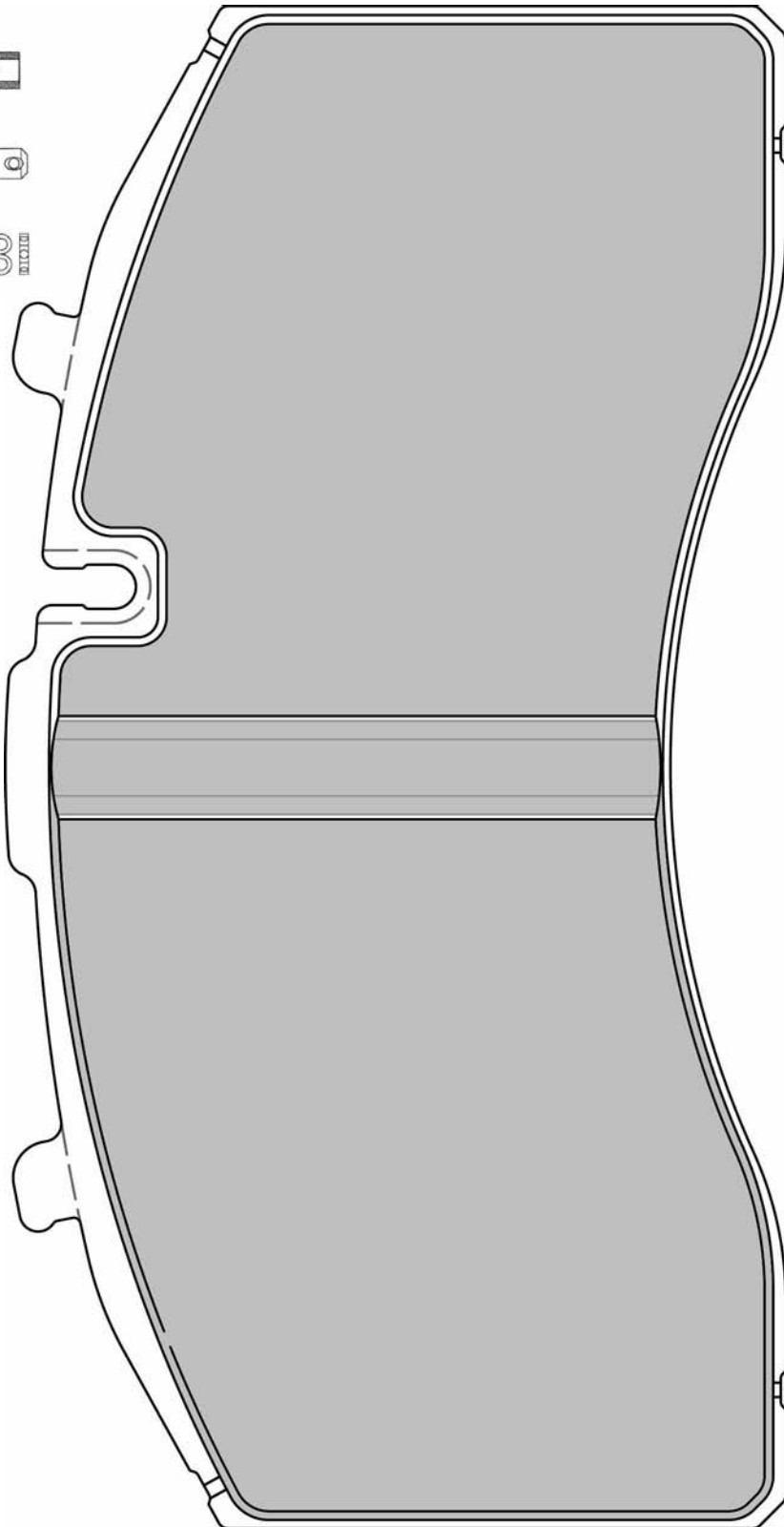
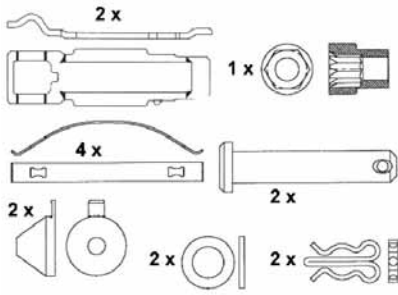
MAN EL-Series, EM-Series, F2000-Series, Lions Coach, Lions Comfort, Lions Star, M2000-L Series, M2000-M Series, M2000-Series (ME Evolution), NG Series, NM-Series, NU, TG-A Series, UL

MERITOR All RENAULT TRUCKS Magnum E.Tech, Magnum/AE Series, Premium Distribution, Premium Route SAMRO Axles with Disc Brakes

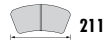


DISCOS Trailer  
KNORR-BREMSE All

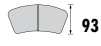
SAF All







211



93



30



WABCO PAN 19-1



-

DAF LF 55, SB230

DENNIS Enviro

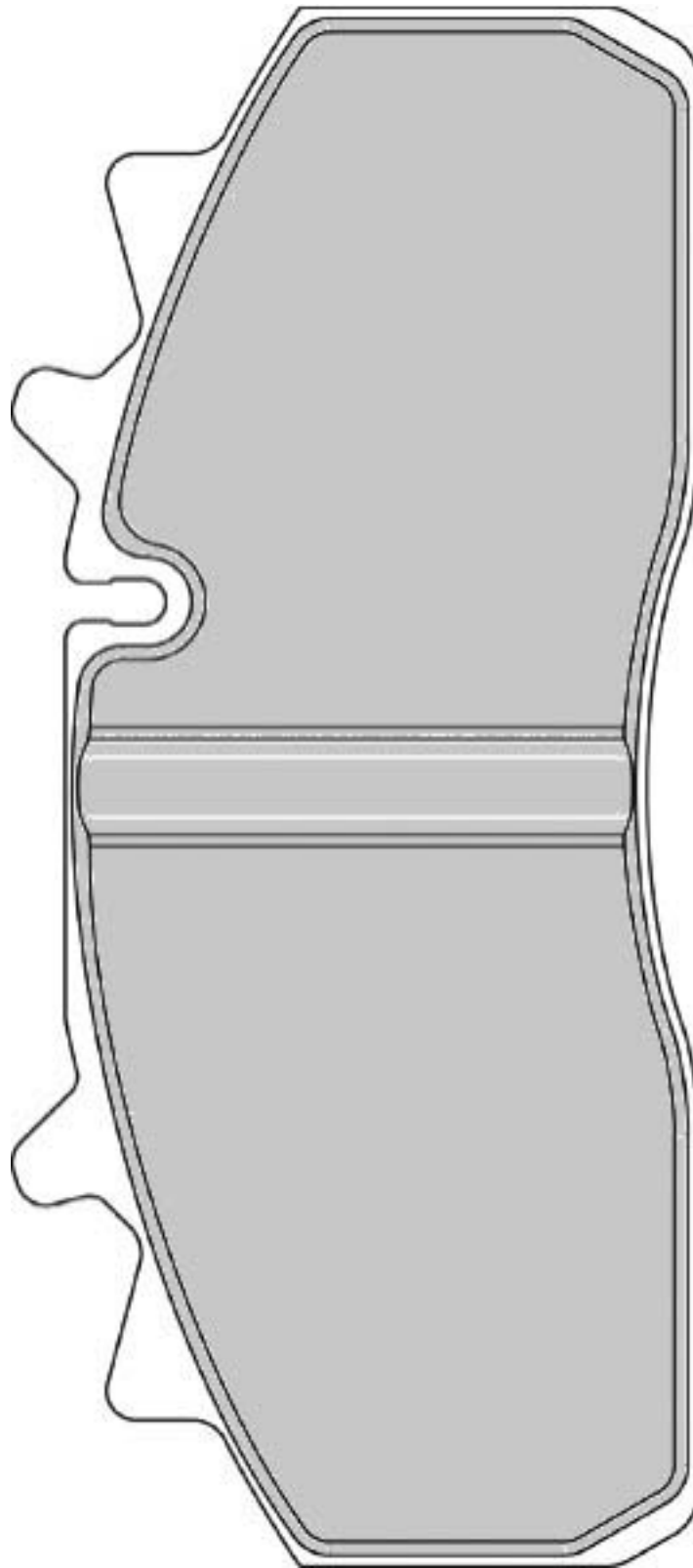
GIGANT GROUP S.A.E. (Dupillier)

PERROT BREMSEN (WABCO) All

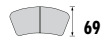
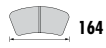
SAF All

SOR SOR 12

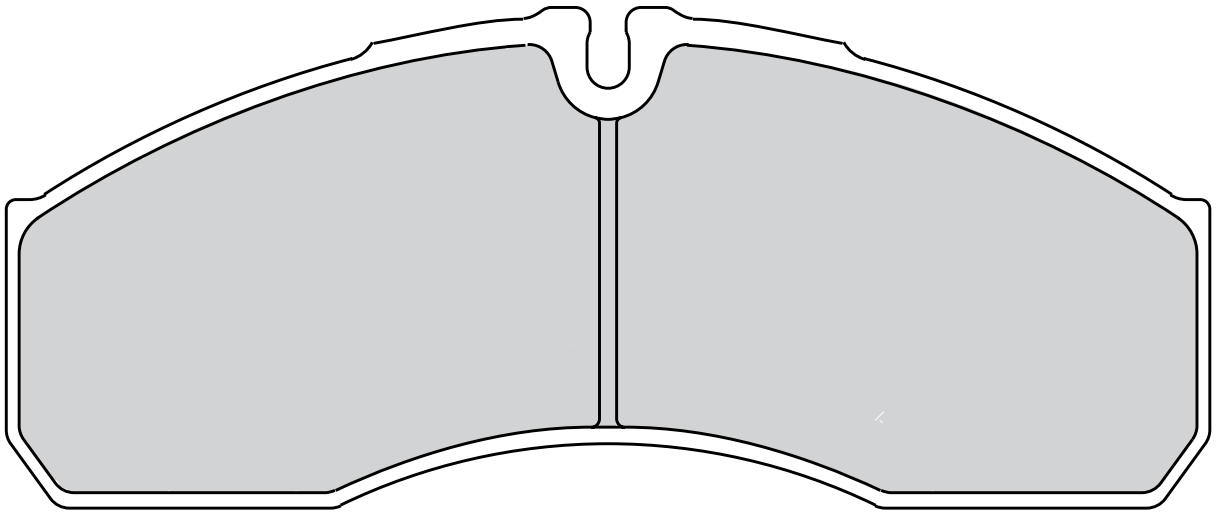
WABCO PAN19-1



29 160 20,30 41 4



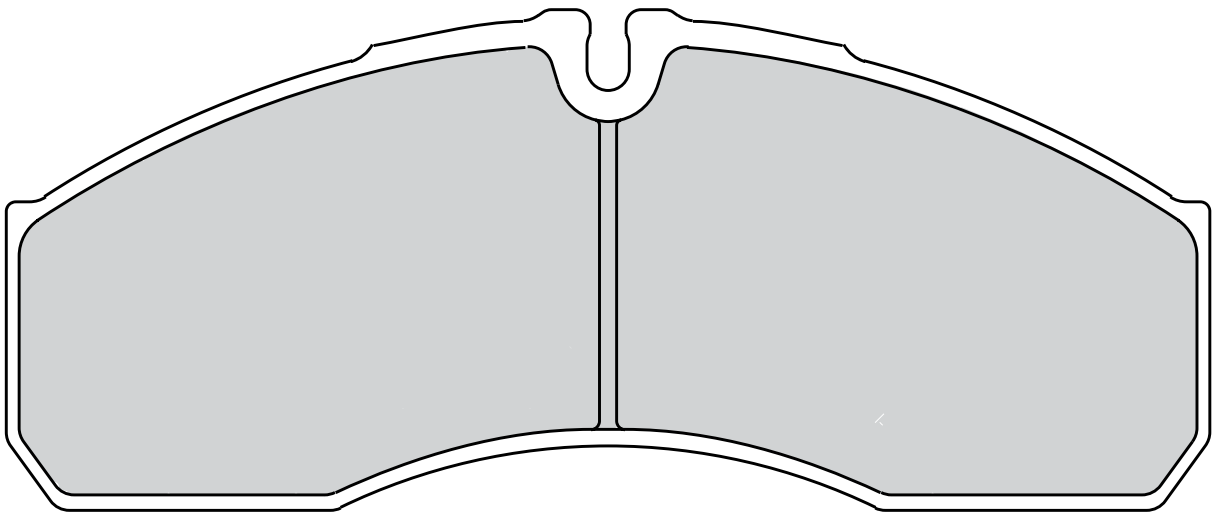
IVECO Daily II



29 160 20,30 42 4



RENAULT Mascott





210.3



109.8



31

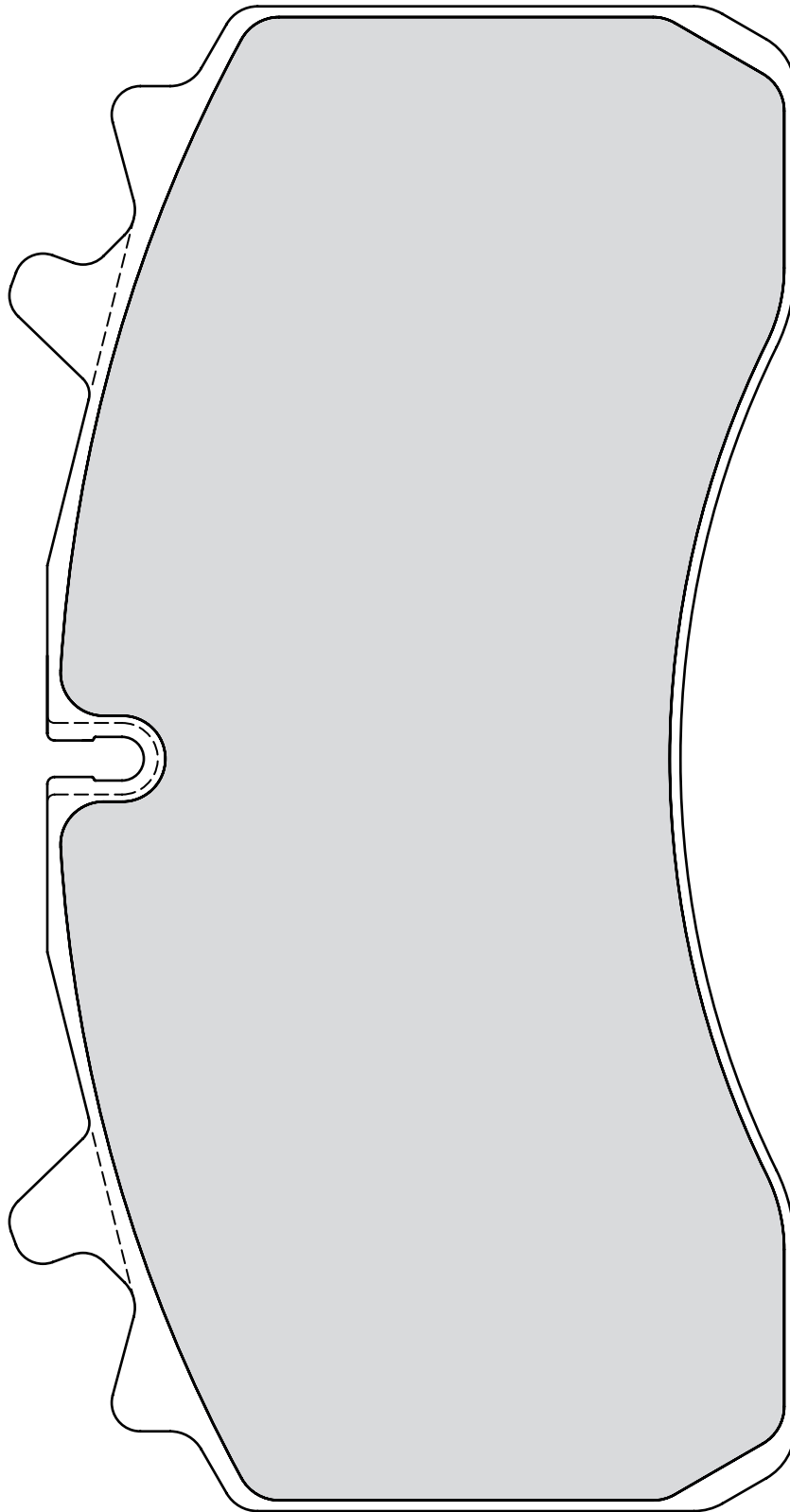


WABCO PAN 22-1

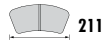


-

SAF All  
WABCO PAN22-1



29 165 30,00 41 4



211



93



30



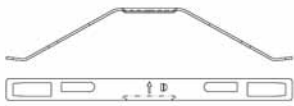
SB3745T (SB6)



-

BPW Eco Max SB/SN6 (SB3745), Eco Plus SB/SN6 (SB3745), SKH Series SB/SN6 (SB3745)

KNORR-BREMSE All



4X



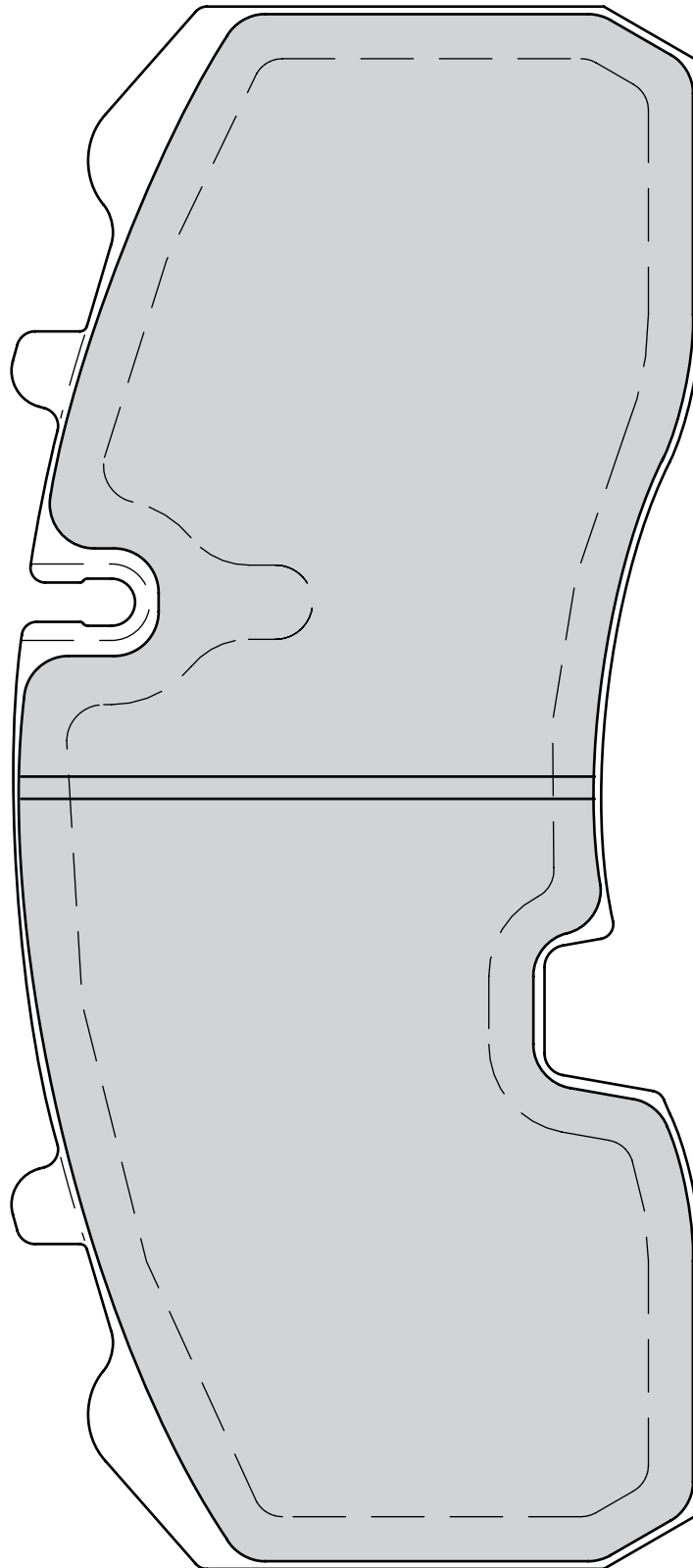
2X

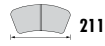


2X

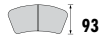


2X





211



93



30



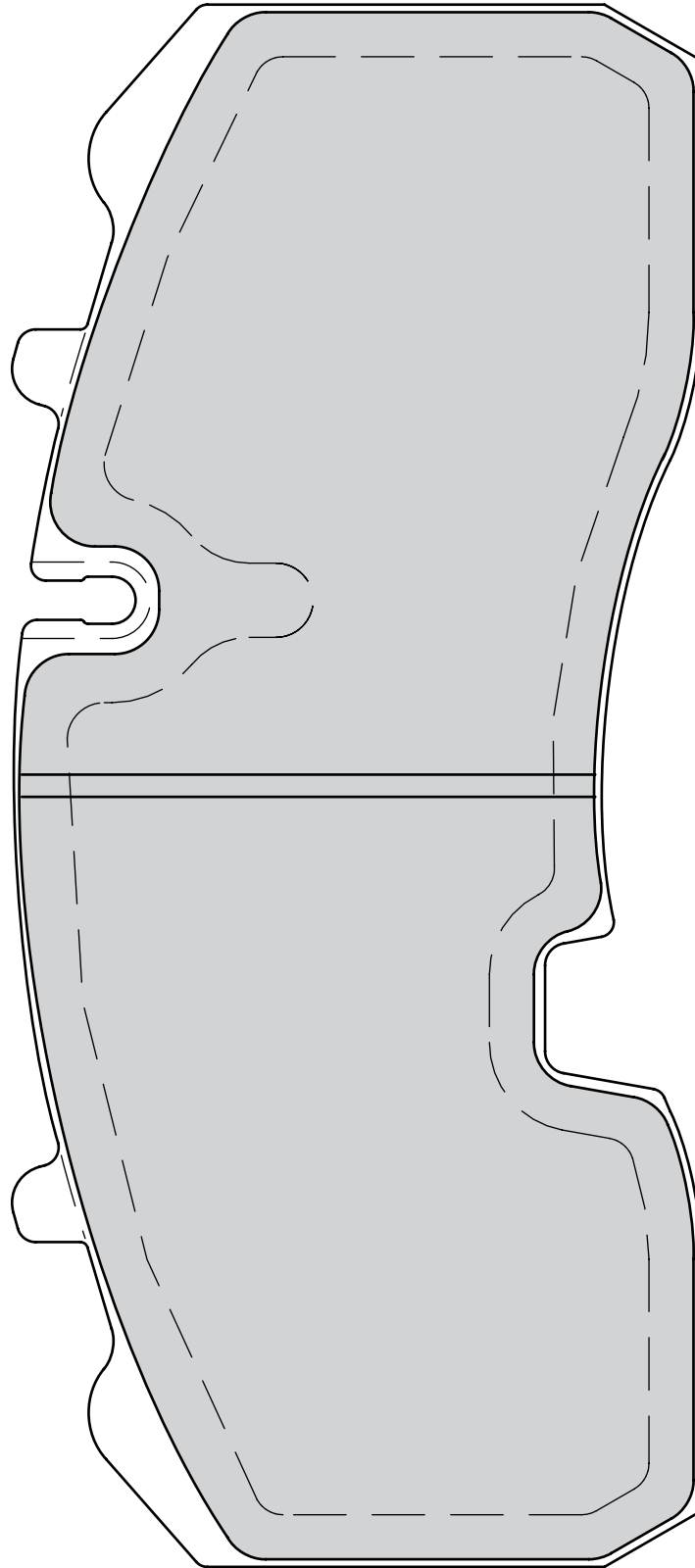
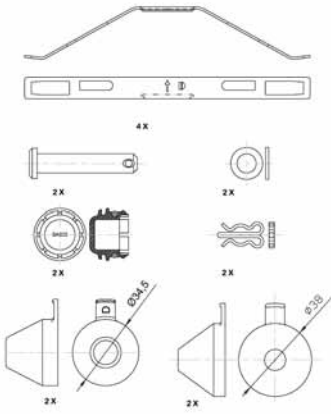
SB3745T (SB6)

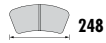


-

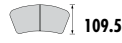
BPW Eco Max SB/SN6 (SB3745), Eco Plus SB/SN6 (SB3745), SKH Series SB/SN6 (SB3745)

KNORR-BREMSE All





248



109.5

30



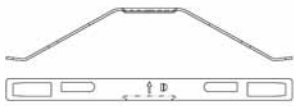
SB4345T (SB7)



-

BPW Eco Plus SB/SN7 (SB4345), SH Series SB/SN7 (SB4345)

KNORR-BREMSE All



4x



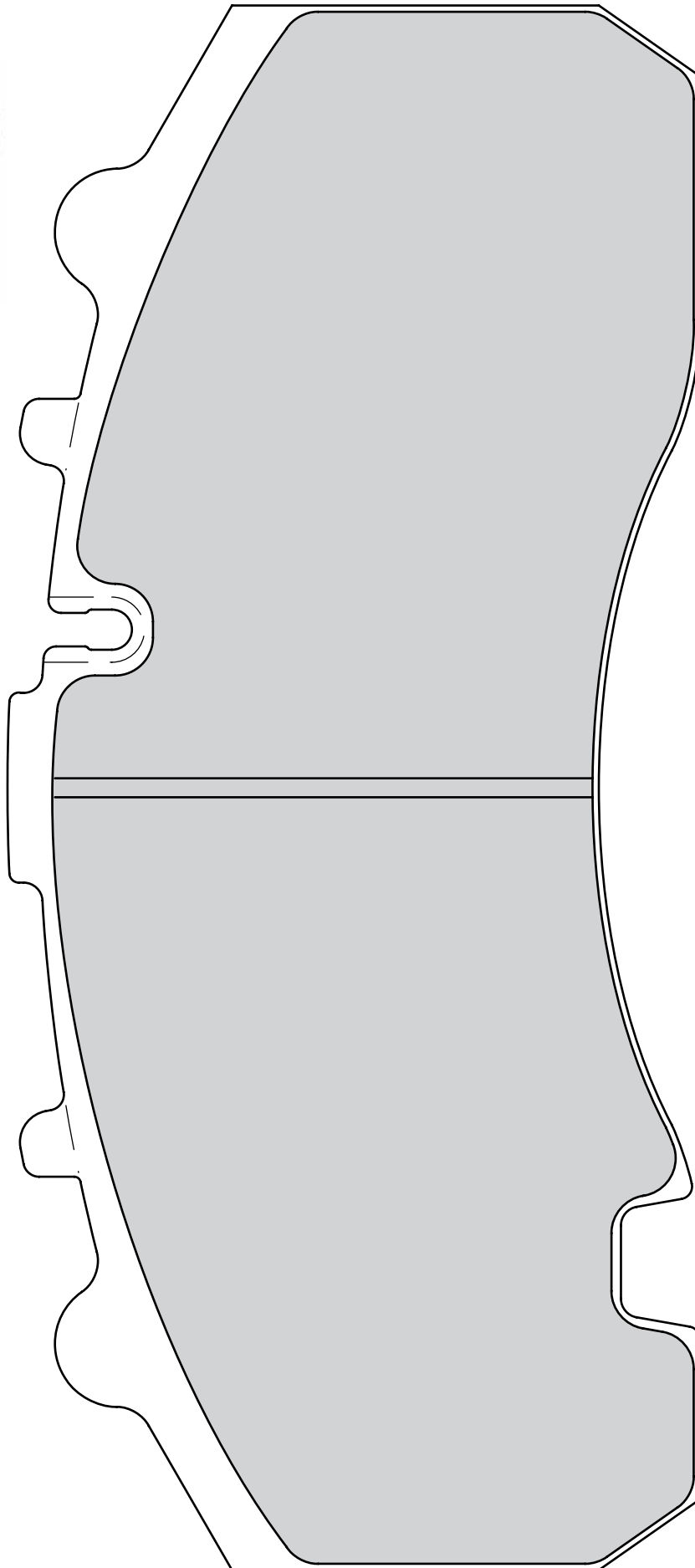
2x

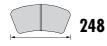


2x



2x





248



109.5



30



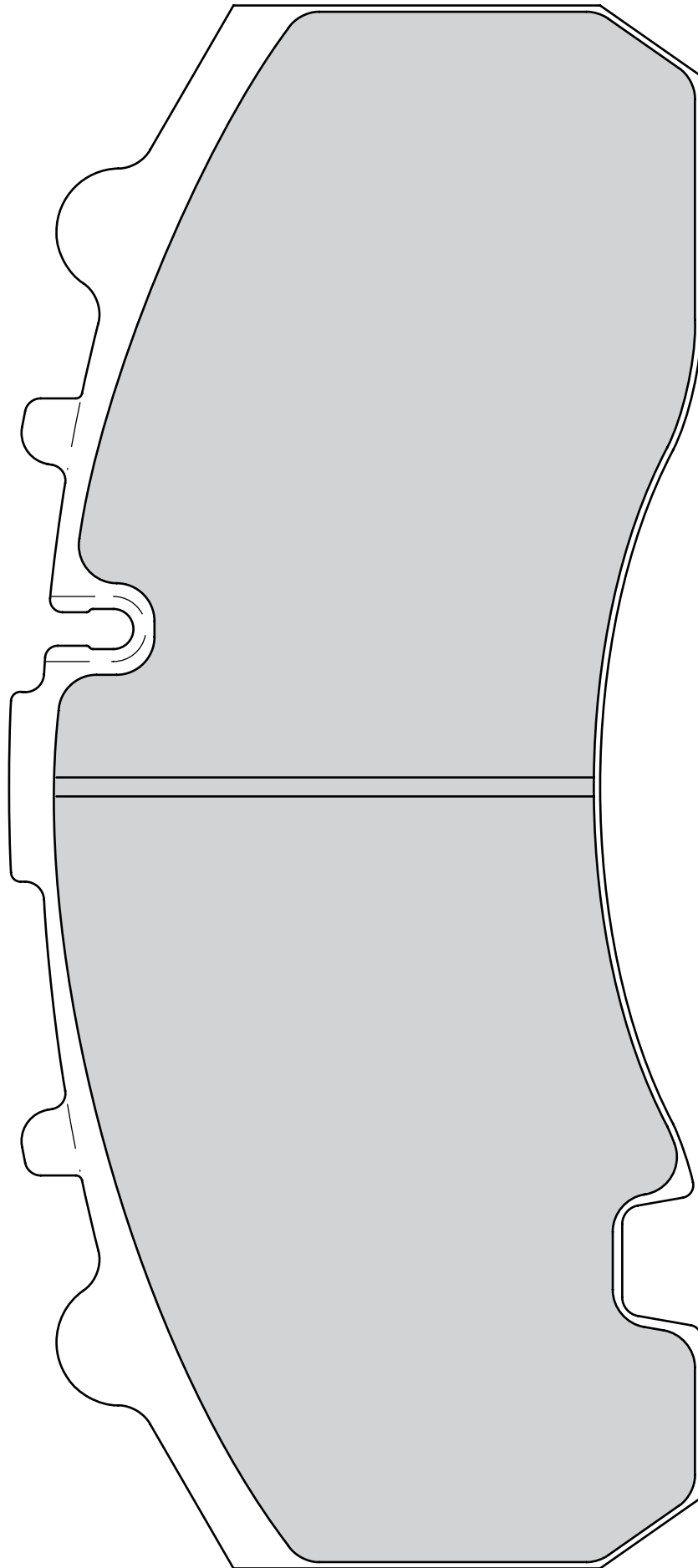
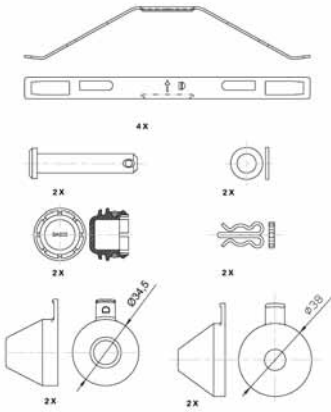
SB4345T (SB7)



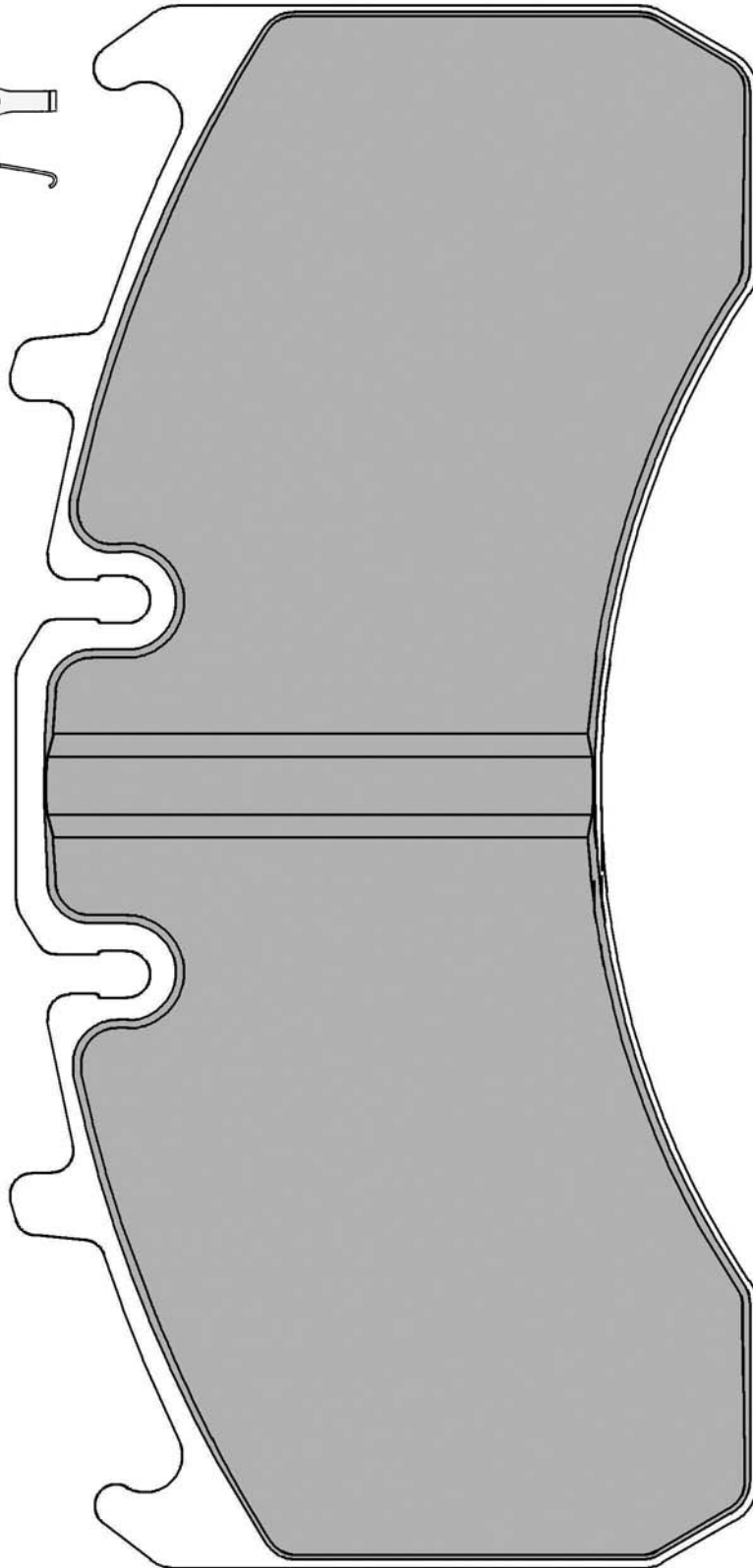
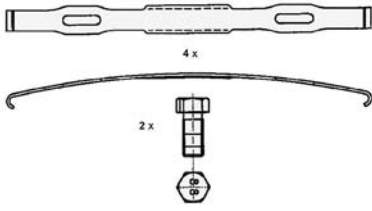
-

BPW Eco Plus SB/SN7 (SB4345), SH Series SB/SN7 (SB4345)

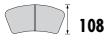
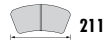
KNORR-BREMSE All



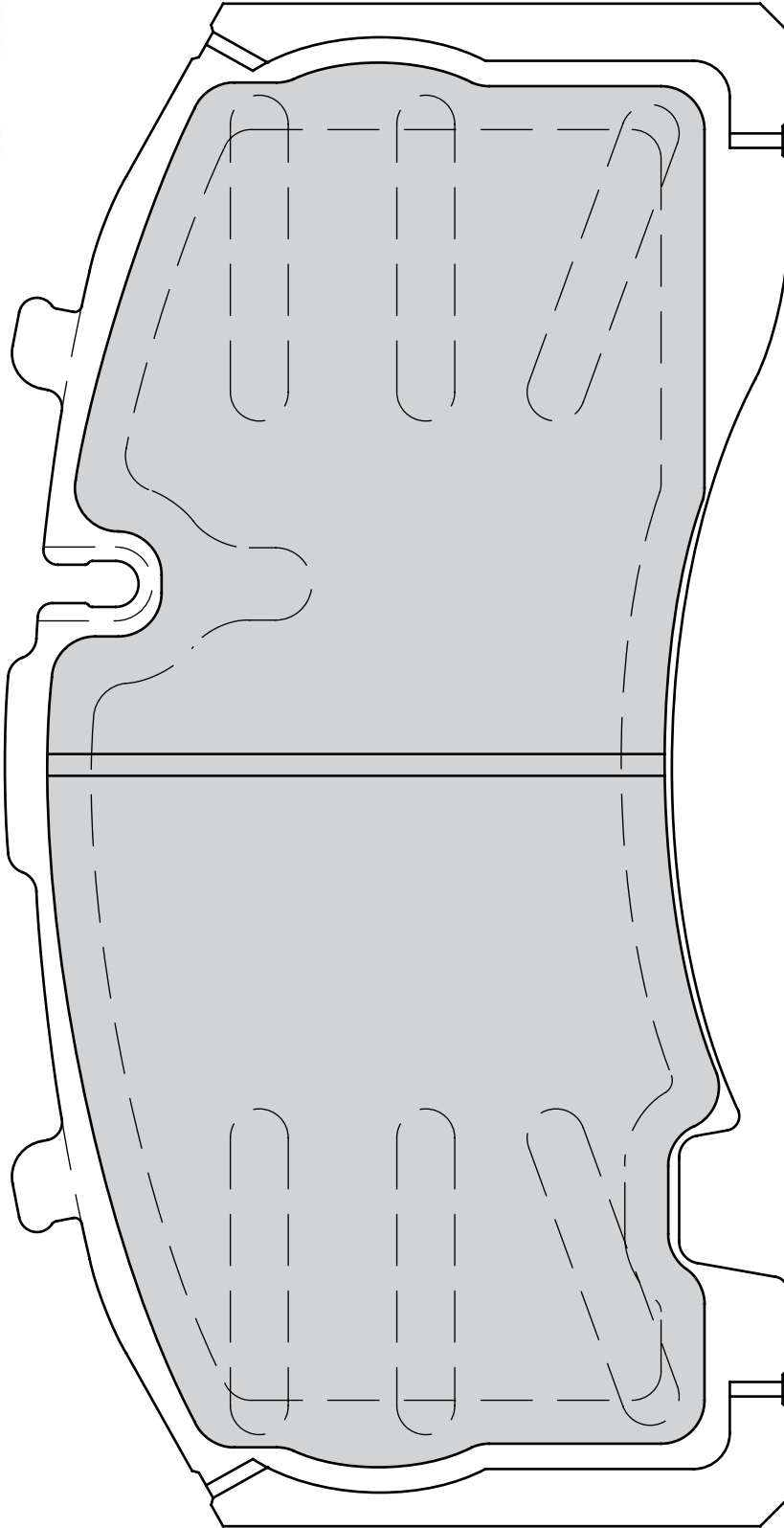
MERITOR All

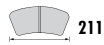




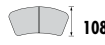


BPW Eco Plus SK7 (SB4309)  
KNORR-BREMSE All





211



108



30



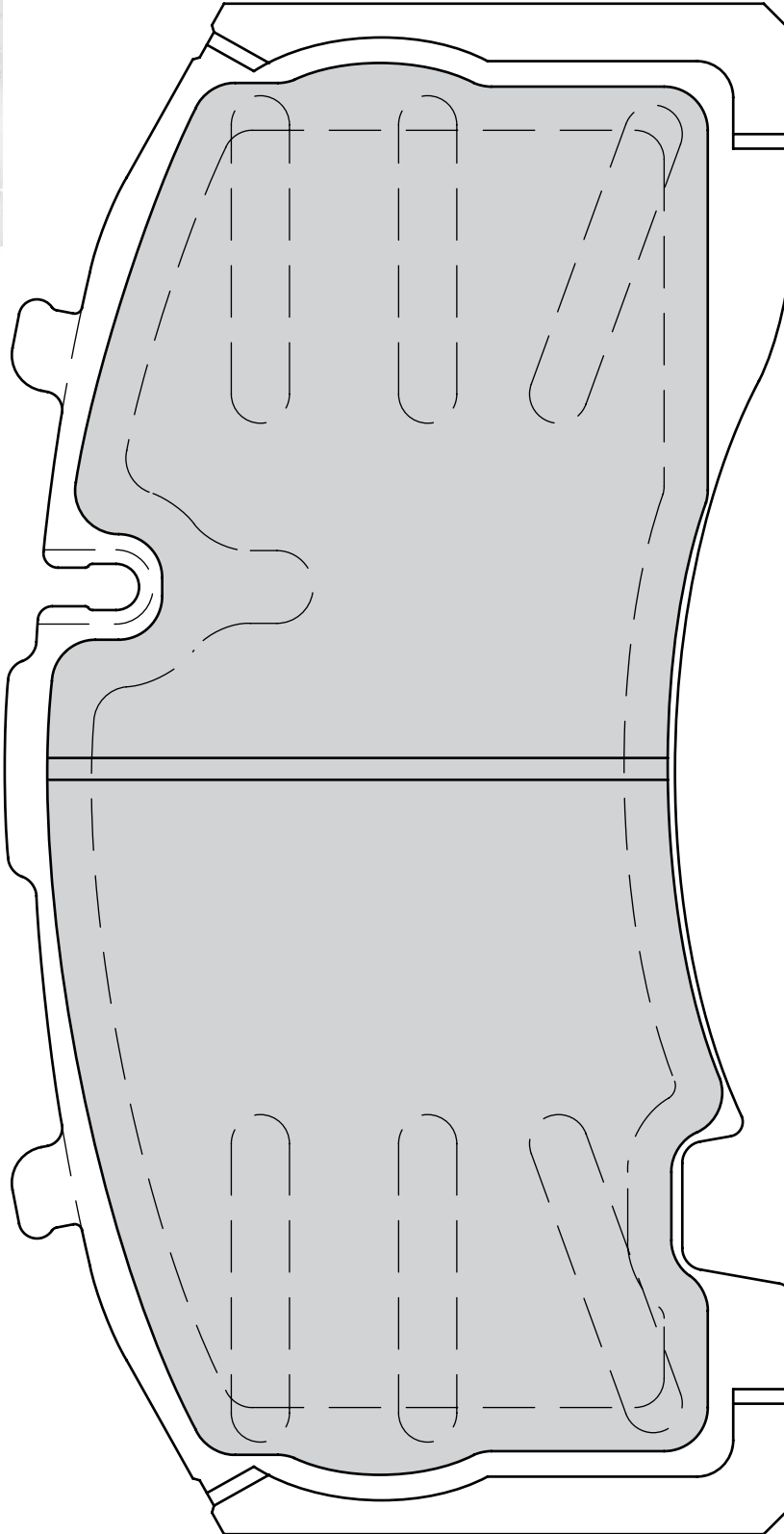
SB4309T (SK7)

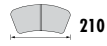


-

BPW Eco Plus SK7 (SB4309)

KNORR-BREMSE All





210



102.6



29



MERITOR VGT195

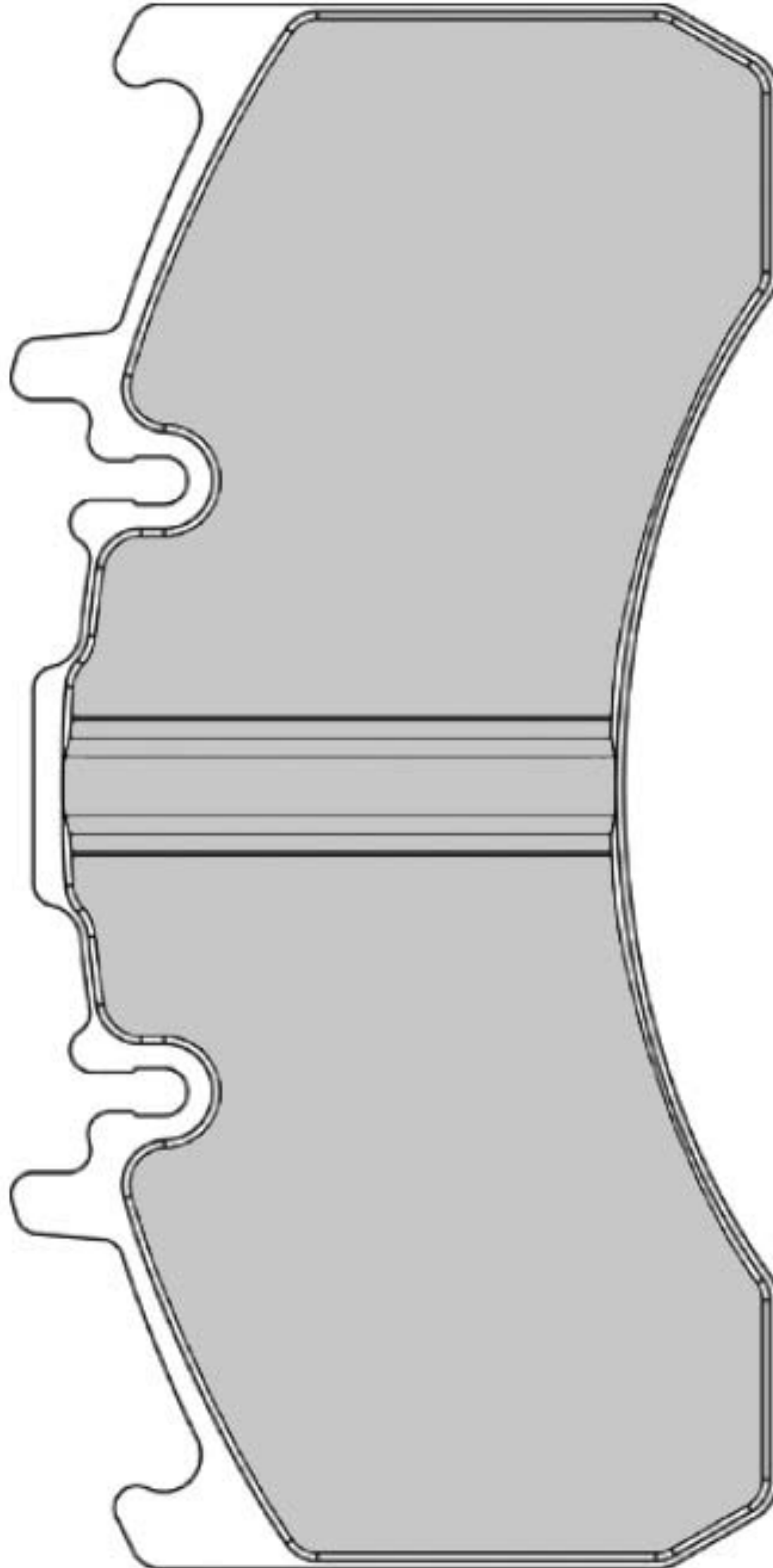
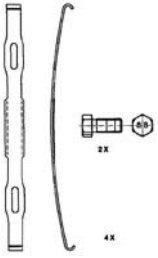


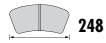
-

**MERITOR** Lift Axles

**RENAULT TRUCKS** Magnum DXi Series, New Magnum DXi Series, Premium 2 (Distribution/Route)

**VOLVO** FH-Series:





248



109



30

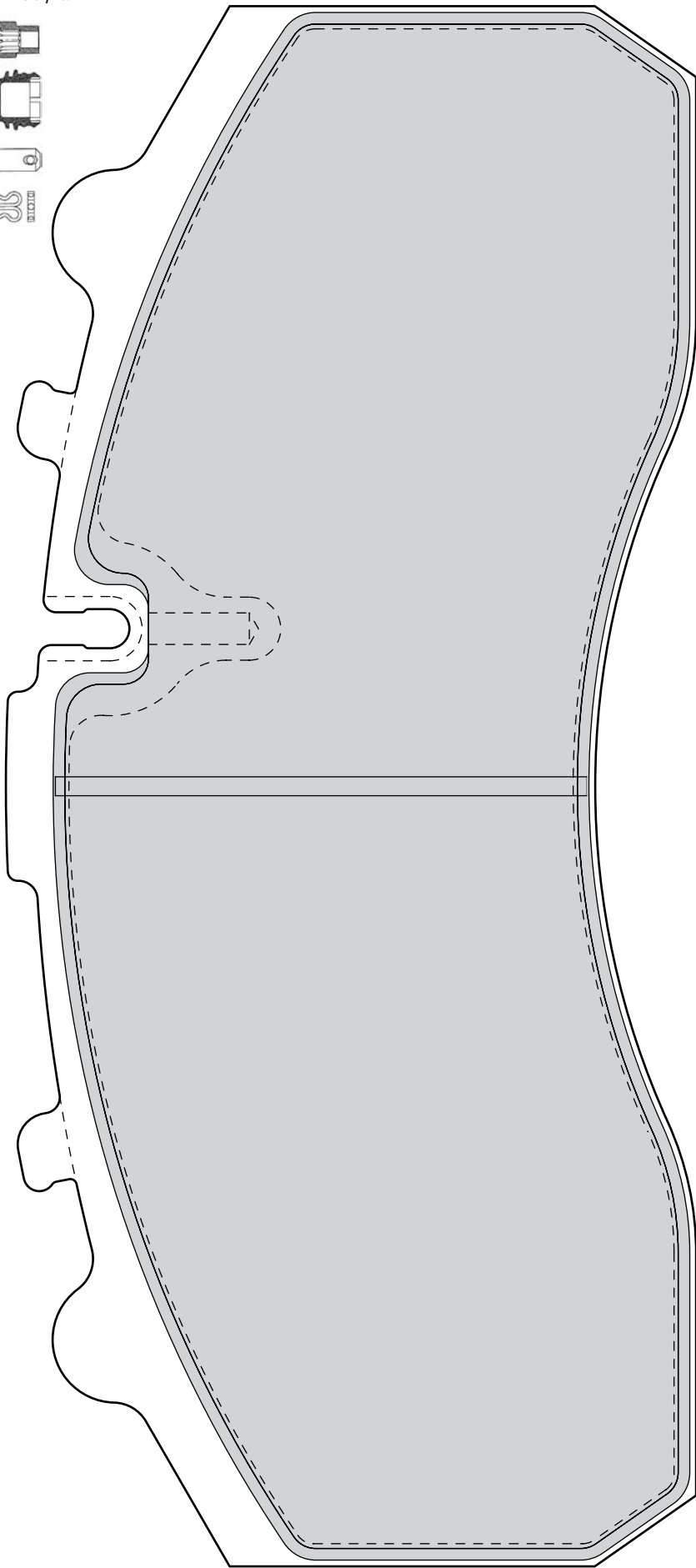
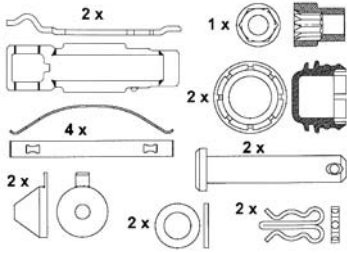


KNORR SB/SN7

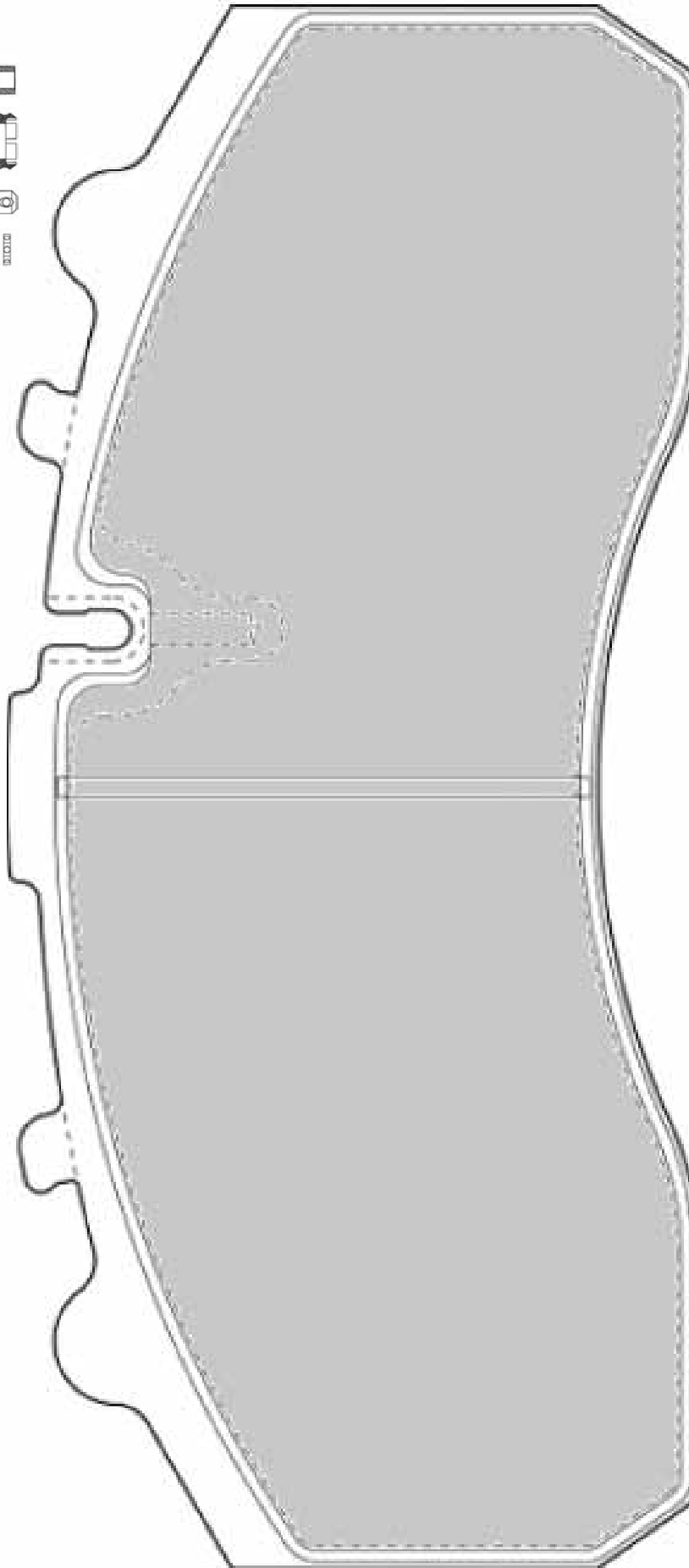
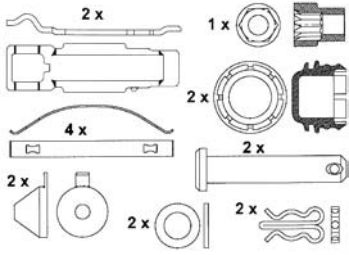


-

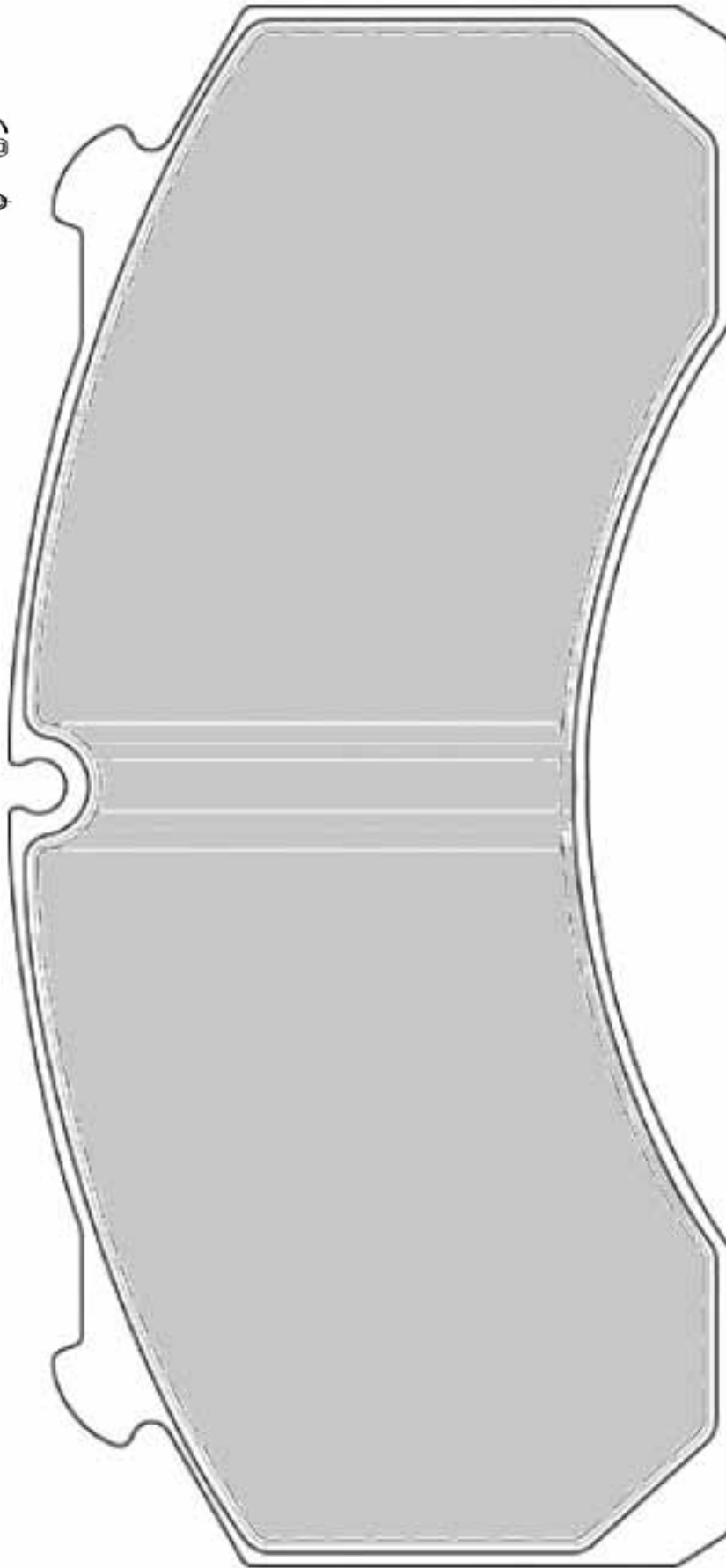
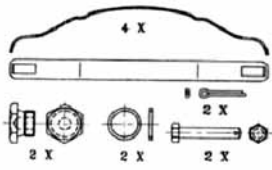
AYATS Atlantis, Atlas, Bravo 1 DAF 65 CF Series, 75 CF-Series, 85 CF-Series, LF 55, XF 95, XF105 DENNIS Trident II IKARUS Articulated City Bus, City Bus IRISBUS Iveco MyWay  
 KAROSA B951, B952, B961 Articulated KNORR-BREMSE All LAZ A183 MAN EL-Series, EM-Series MERCEDES-BENZ Citaro (O 530), Cito (O 520), Integro O 550:  
 NEOPLAN Centraliner-, Cityliner-, Euroliner-, Jetliner-, Low Floor Buses, Skyliner, Spaceliner-, Starliner, Transliner SAF All SCANIA All, 4-Series, R-Series, K124, L94 Series  
 SETRA Intercity Bus, Intercity Low Floor Bus SOLARIS City Bus

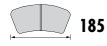


BOVA Futura, Futura (3-Axle)  
KNORR-BREMSE All

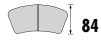


MERITOR All





185



84



27/34



KNORR SB/SN5

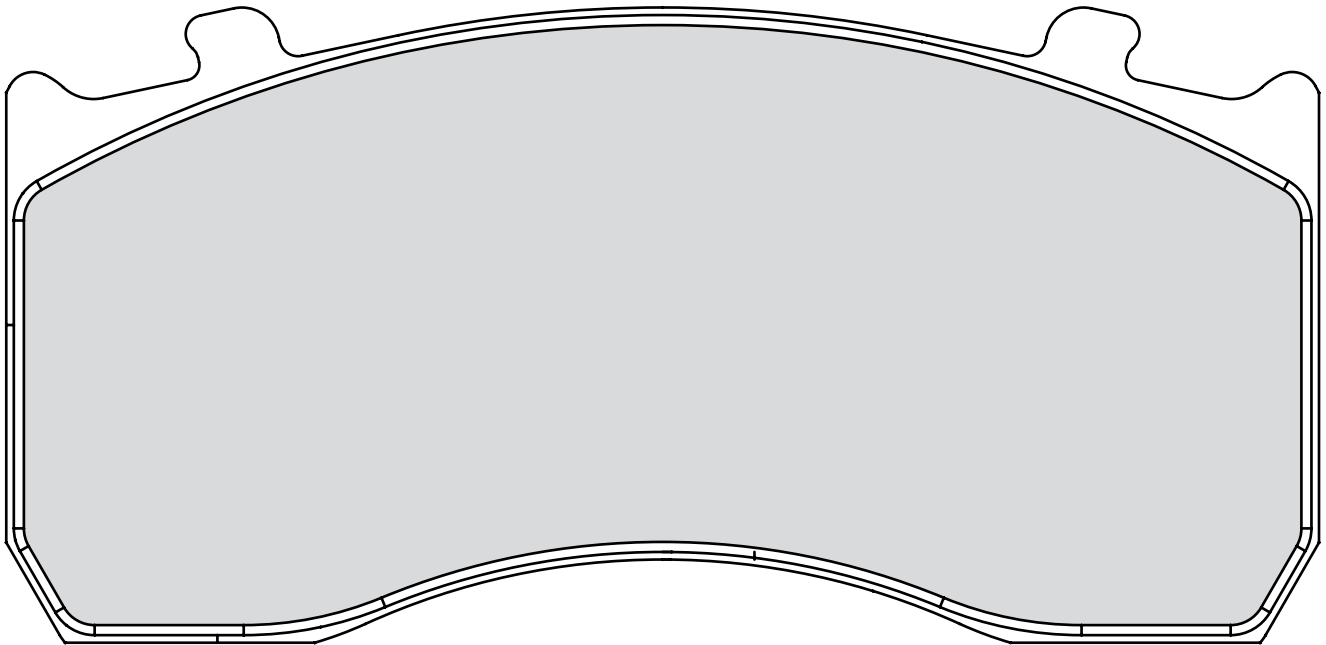
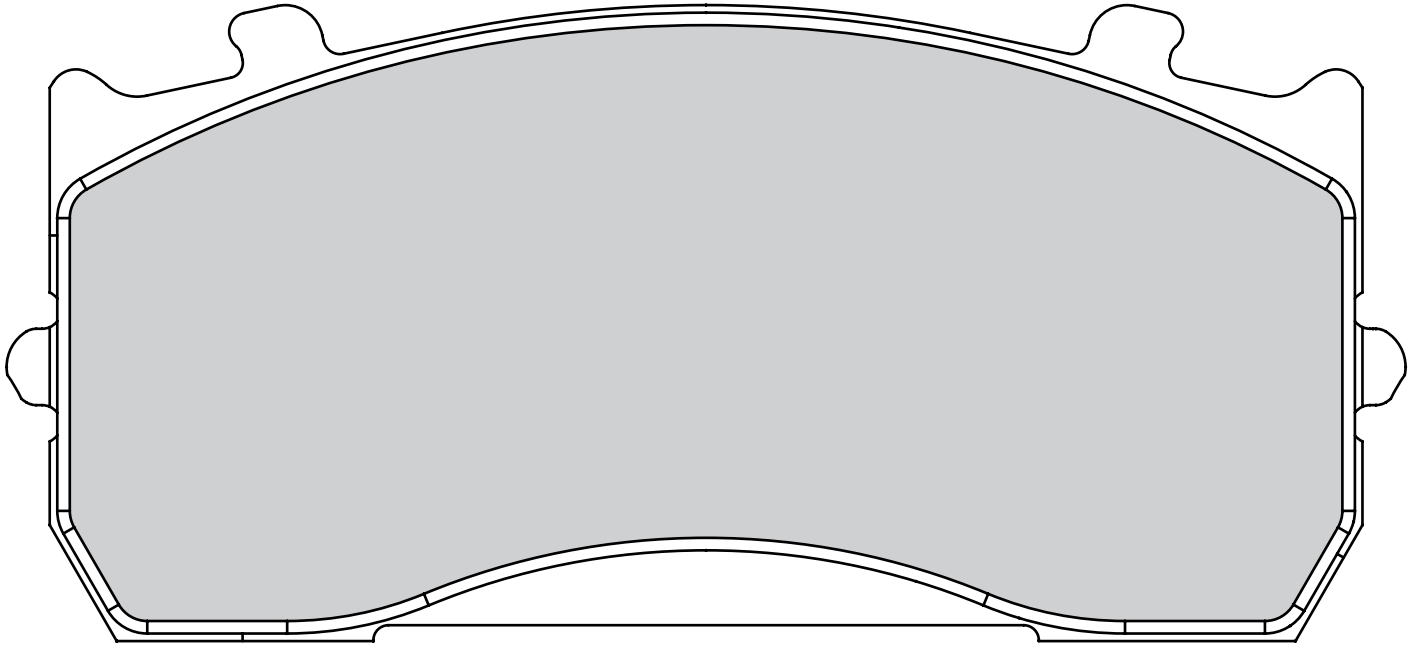
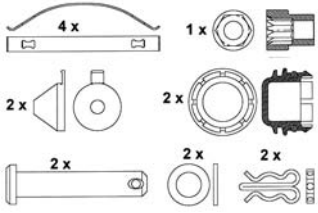


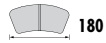
-

DENNIS Fire Engines DISCOS Trailer GIGANT GROUP Trenkamp & Gehle

KNORR-BREMSE All MAN TGL Series

MERCEDES-BENZ Atego I





180



106



20



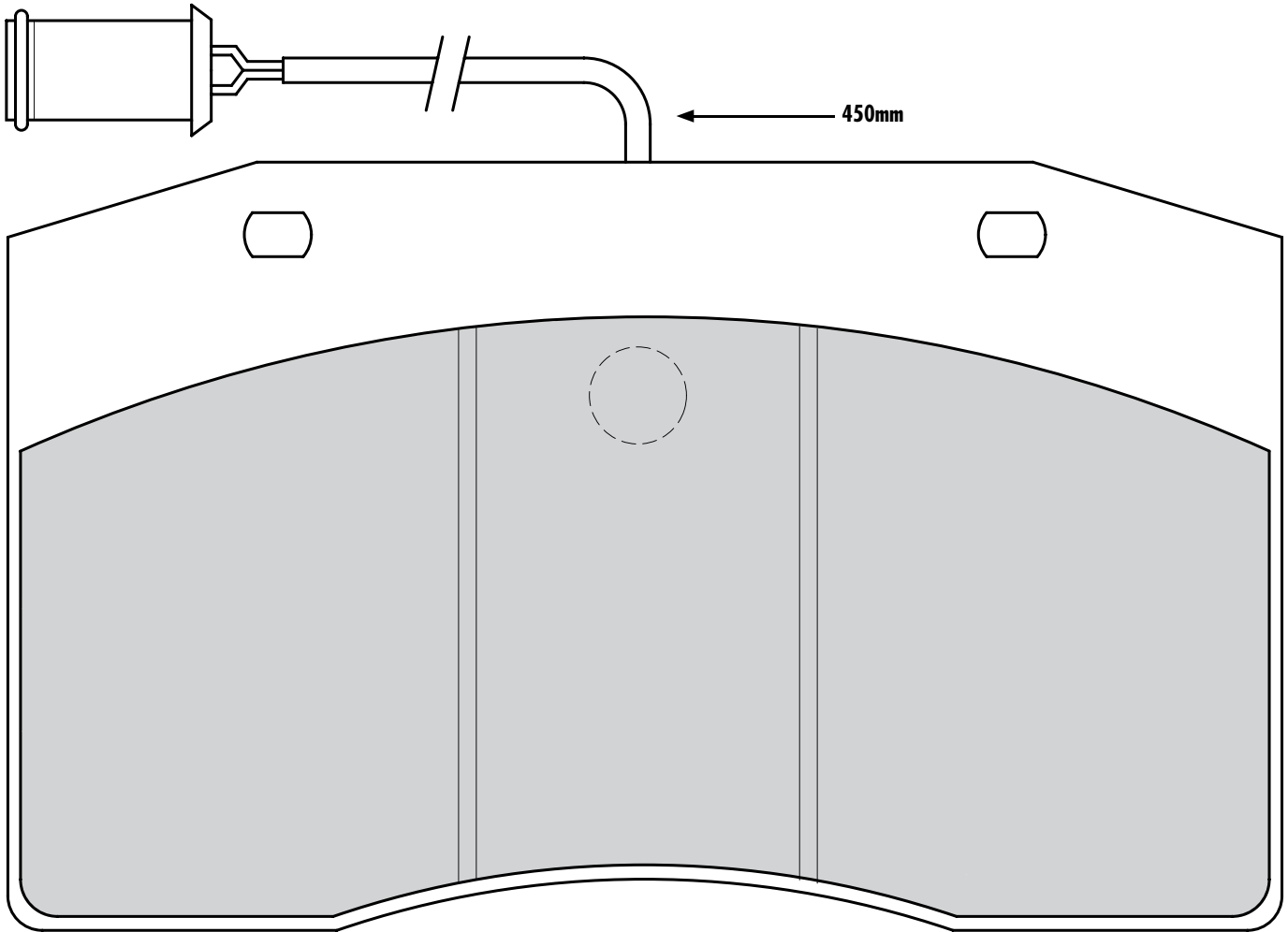
BREMBO BI-DISC



PLUGGED-IN (2)

IRISBUS Iveco 491/591, Iveco MyWay

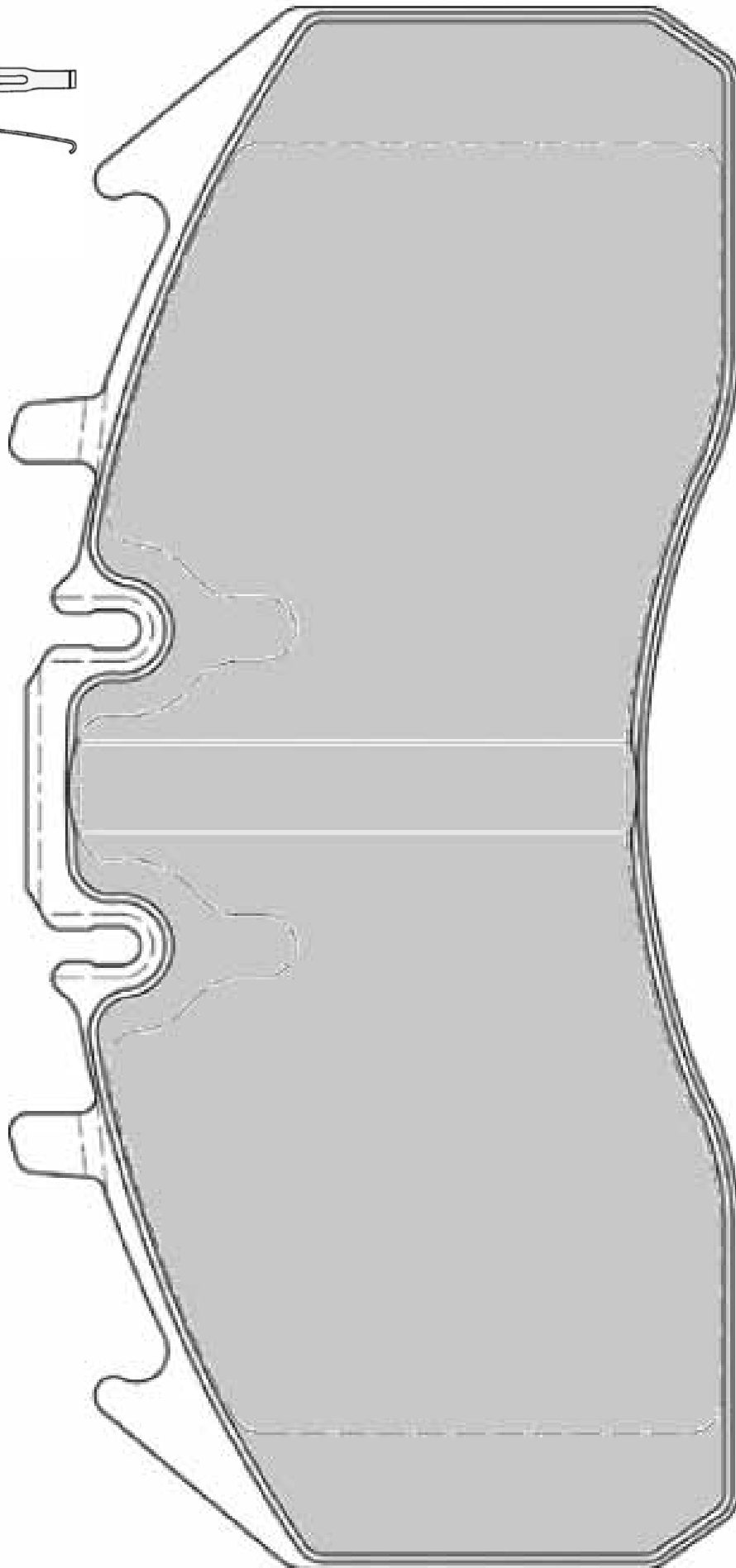
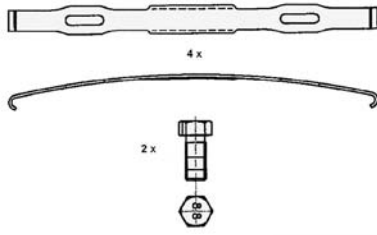
MENARINI All



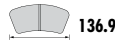




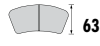
OPTARE Tempo



29 190 19,70 42 3



136.9



63



19.7



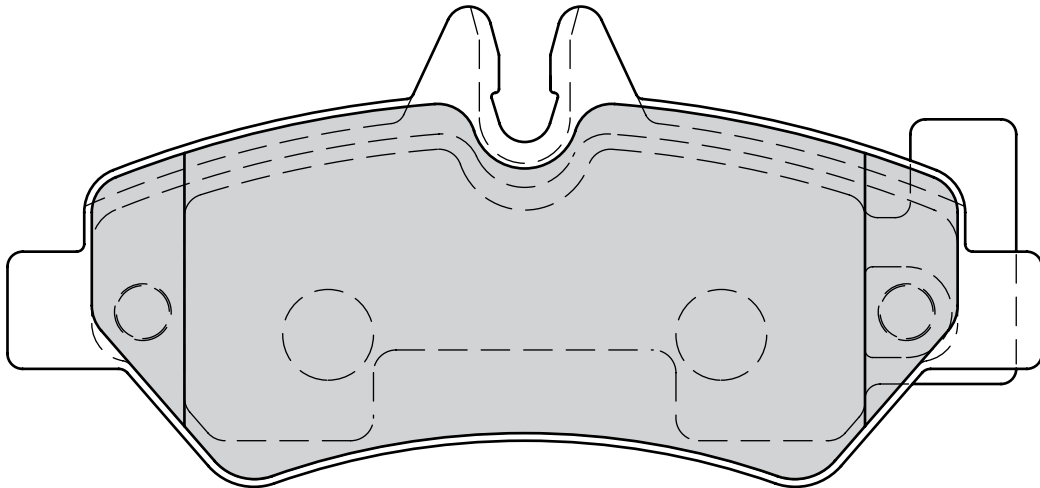
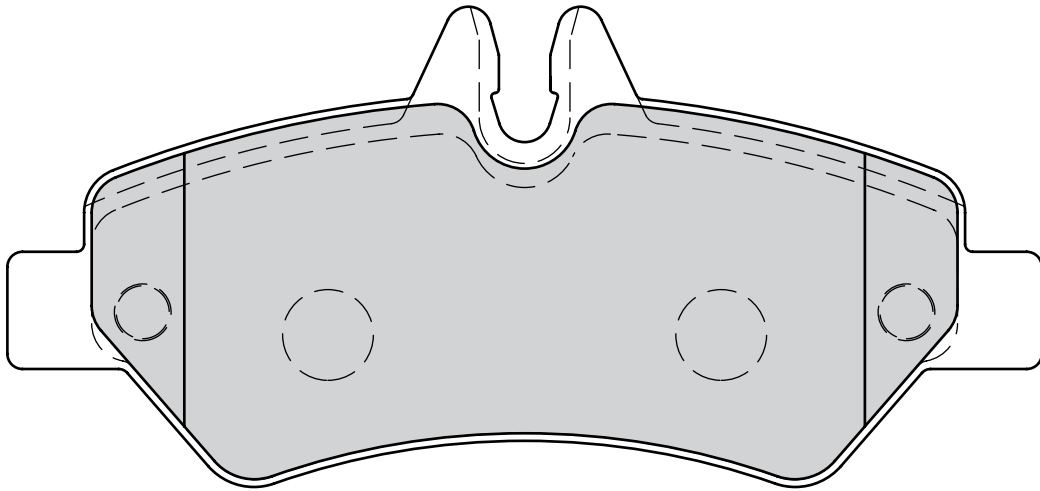
BOSCH



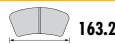
2L

MERCEDES-BENZ Sprinter 3-T (906)

VOLKSWAGEN Crafter 3 T



29 192 20,80 41 4



163.2



66.9



20.8



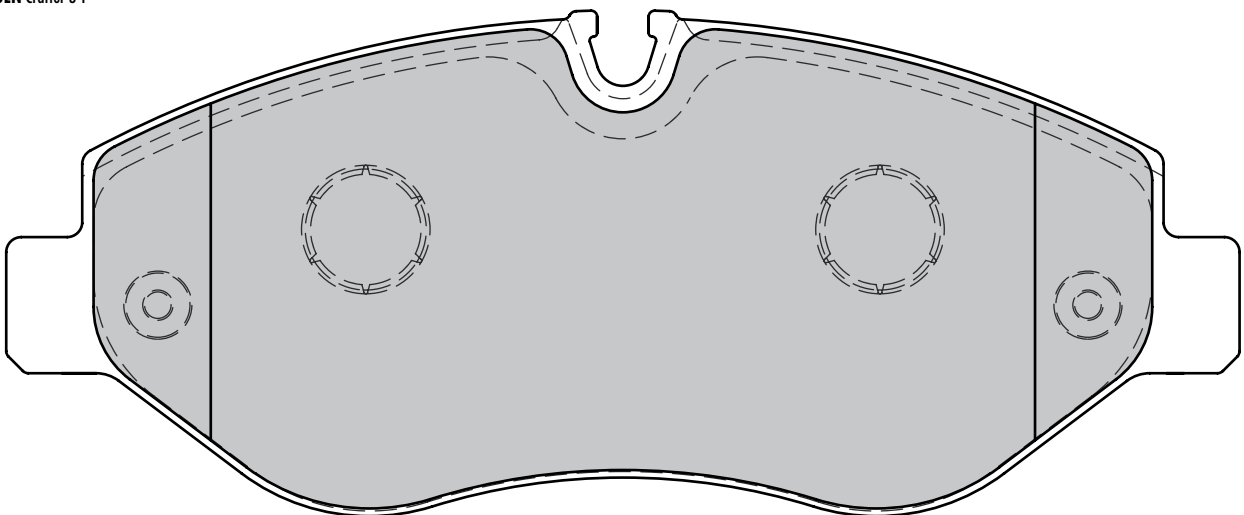
BREMBO



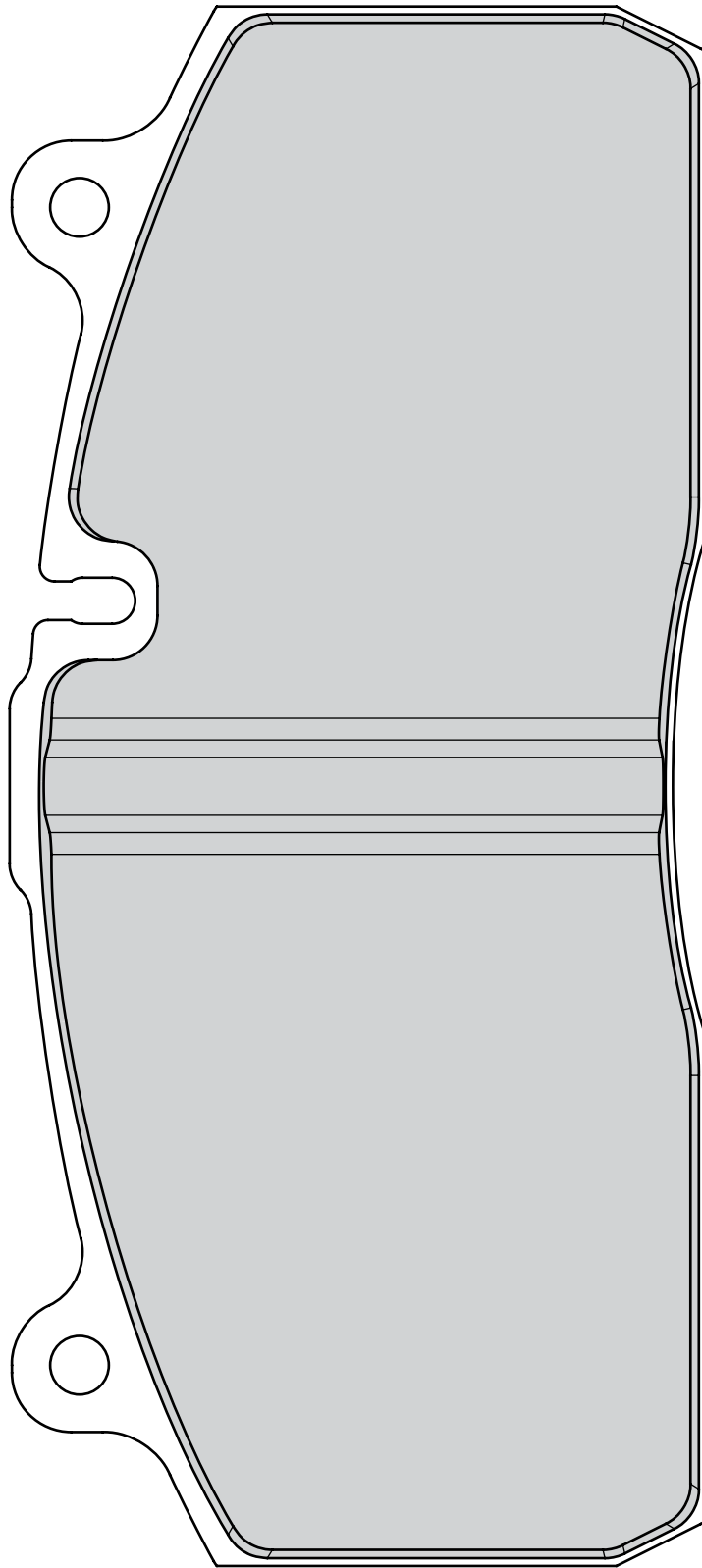
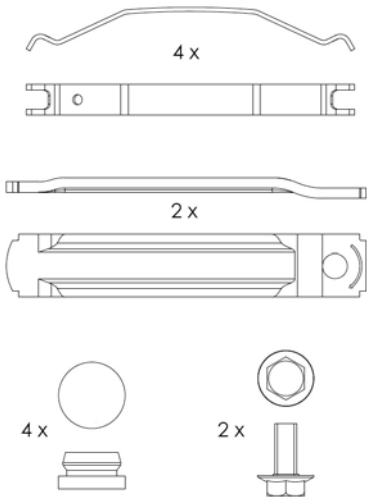
2L

MERCEDES-BENZ Sprinter 3-T (906)

VOLKSWAGEN Crafter 3 T

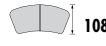


HALDEX DB22LT  
GIGANT GROUP S.A.E. (Dupillier), SMB





248



108



30



KNORR SB7600

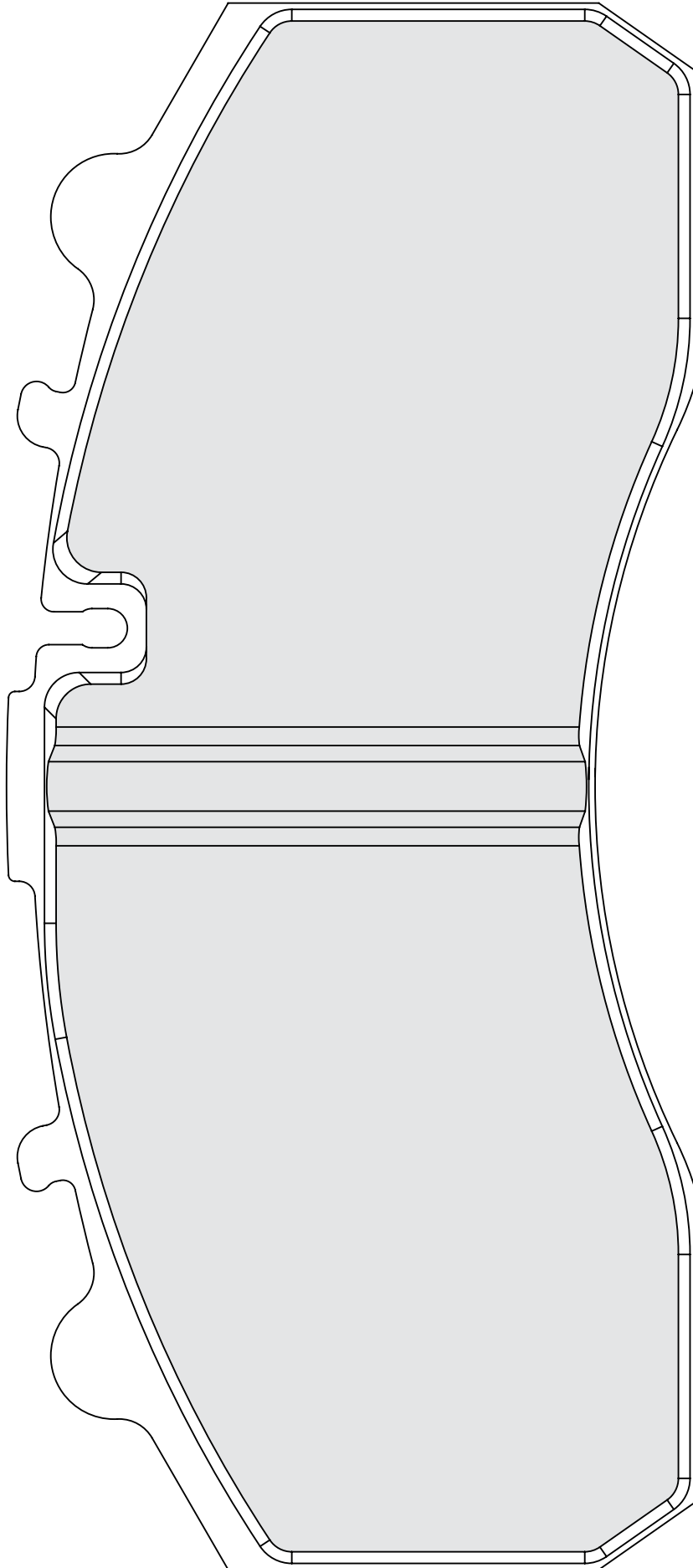


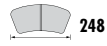
-

IRISBUS Iveco 391 E- 393E - 397E

IVECO Eurocargo, Eurostar, Eurotech MH, Eurotech MP, Eurotech MT, Eurotrakker/Eurotrakker Cursor

KNORR-BREMSE All





248



108



30



KNORR SB7600

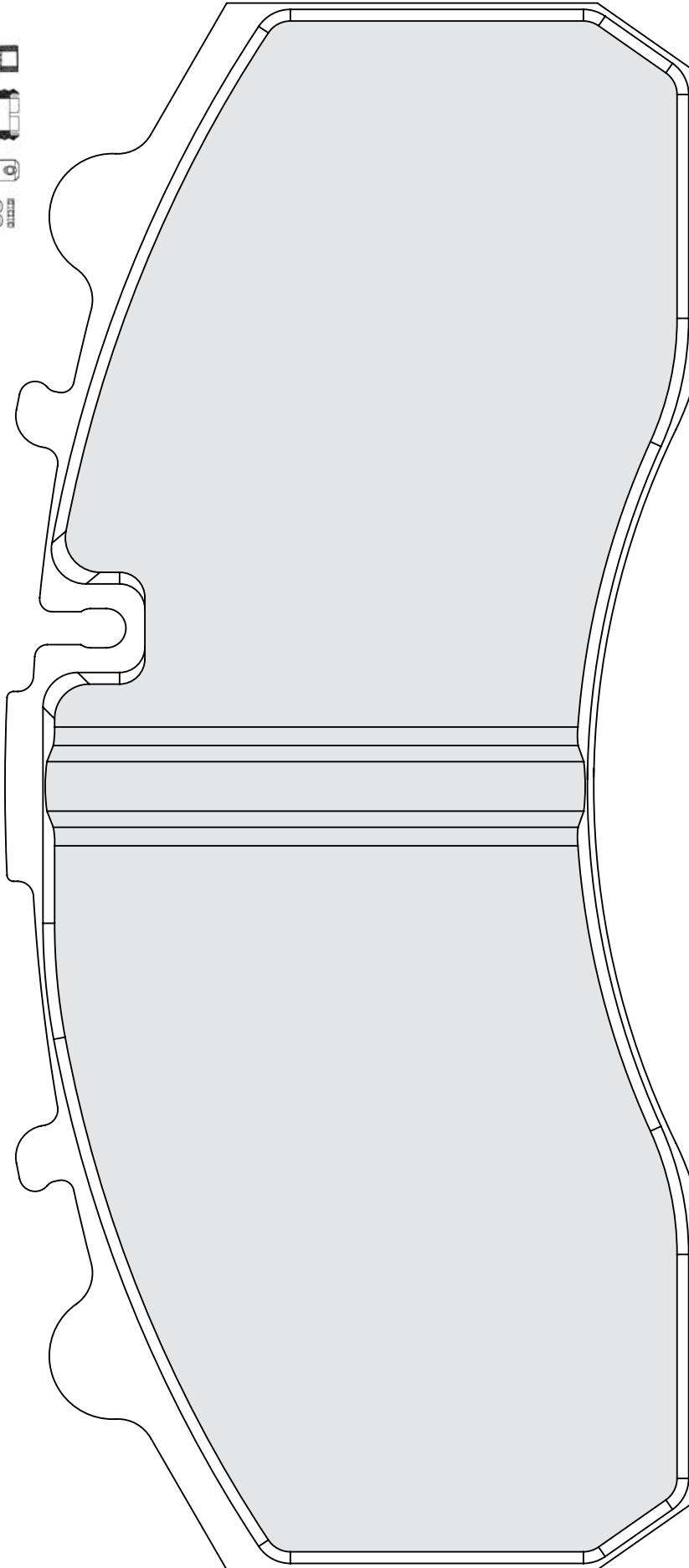
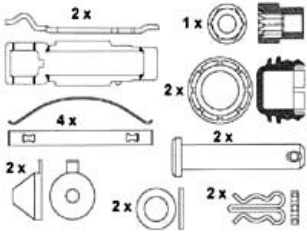


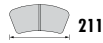
-

IRISBUS Iveco 391 E- 393E - 397E

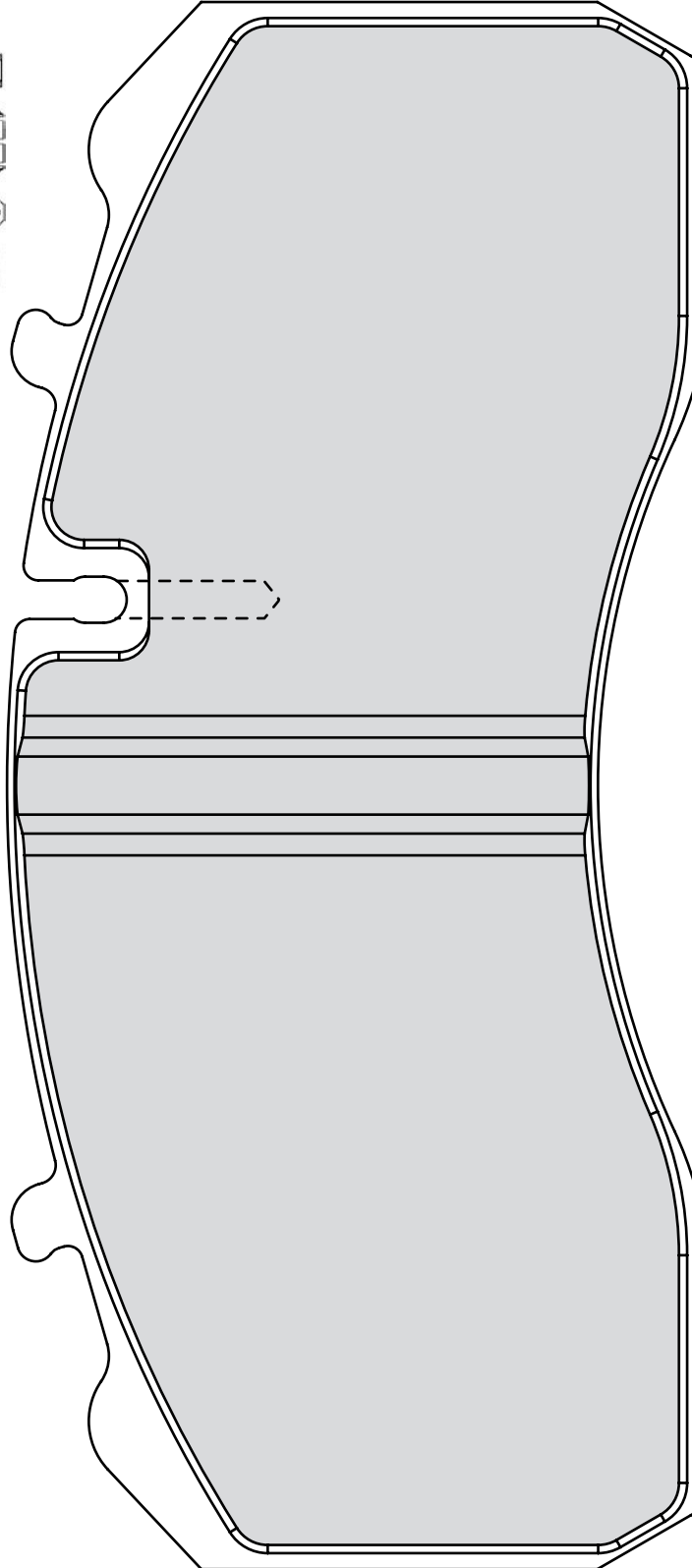
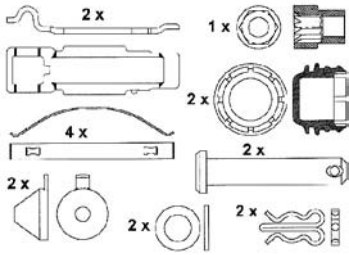
IVECO Eurocargo, Eurostar, Eurotech MH, Eurotech MP, Eurotech MT, Eurotrakker/Eurotrakker Cursor

KNORR-BREMSE All





BOVA Futura (3-Axle) BPW Eco Max SB/SN6 (SB3745), Eco Plus SB/SN6 (SB3745), SKH Series SB/SN6 (SB3745) CRANE FRUEHAUF All DAF SB200 DISCOS Trailer ERNST AUWÄRTER Clubstar  
 GIGANT GROUP S.A.E. (Dupillier), SMB, Trenkamp & Gehle GRANNING LYNX All IRISBUS Iveco Midway IVECO Eurocargo, Eurocargo Tector KNORR-BREMSE All  
 MAN Chassis, M2000-L Series, M2000-M Series, M2000-Series (ME Evolution), TGM Series MERCEDES-BENZ Atego I, Tourino (O 510) SAF All SOR SOR 10.5, SOR 9.5 VAN HOOL All



29 200 20,70 41 4



169.3



73.5



20.7



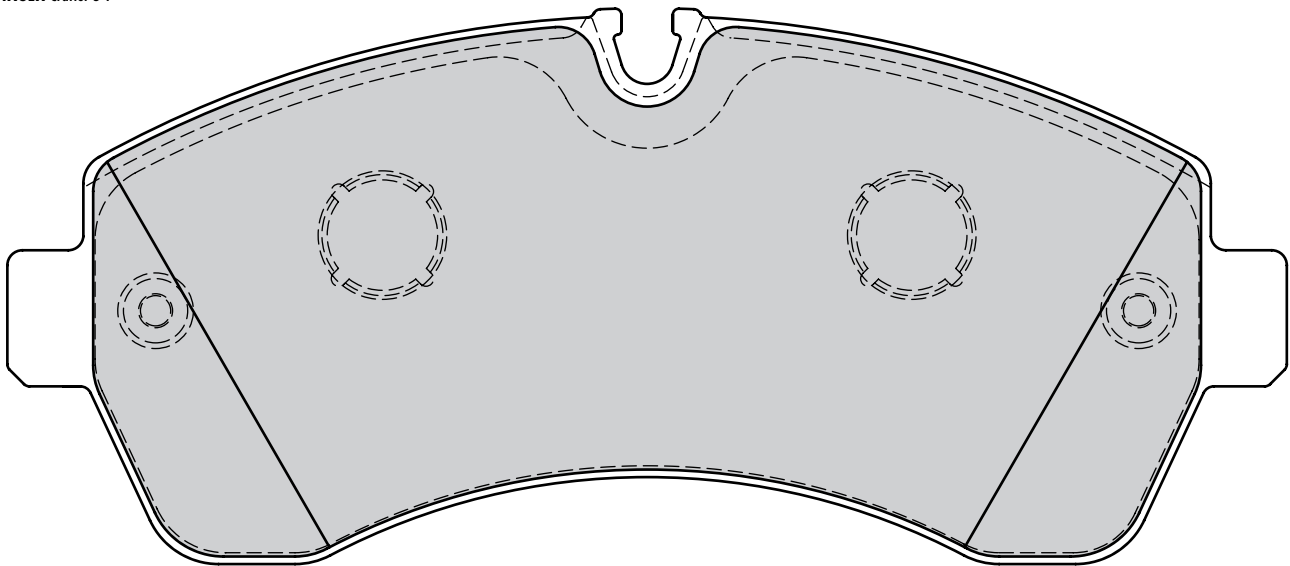
BREMBO



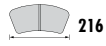
-

MERCEDES-BENZ Sprinter 5-T (906)

VOLKSWAGEN Crafter 5 T



29 203 29,00 41 4



MERITOR ELSA225-1



MERITOR All


RENAULT TRUCKS New Midlum Series

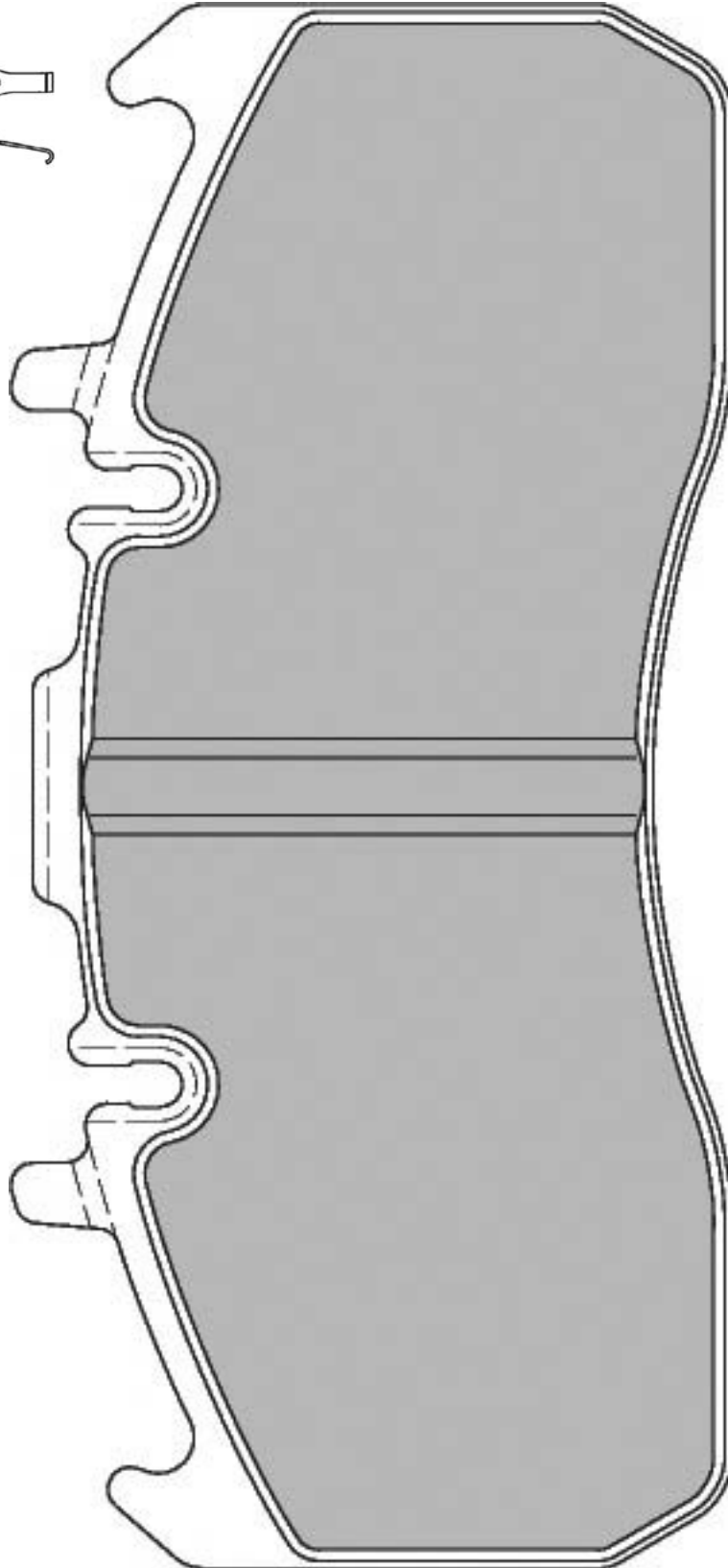
VOLVO FL Series



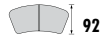
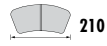
4 x



2 x  





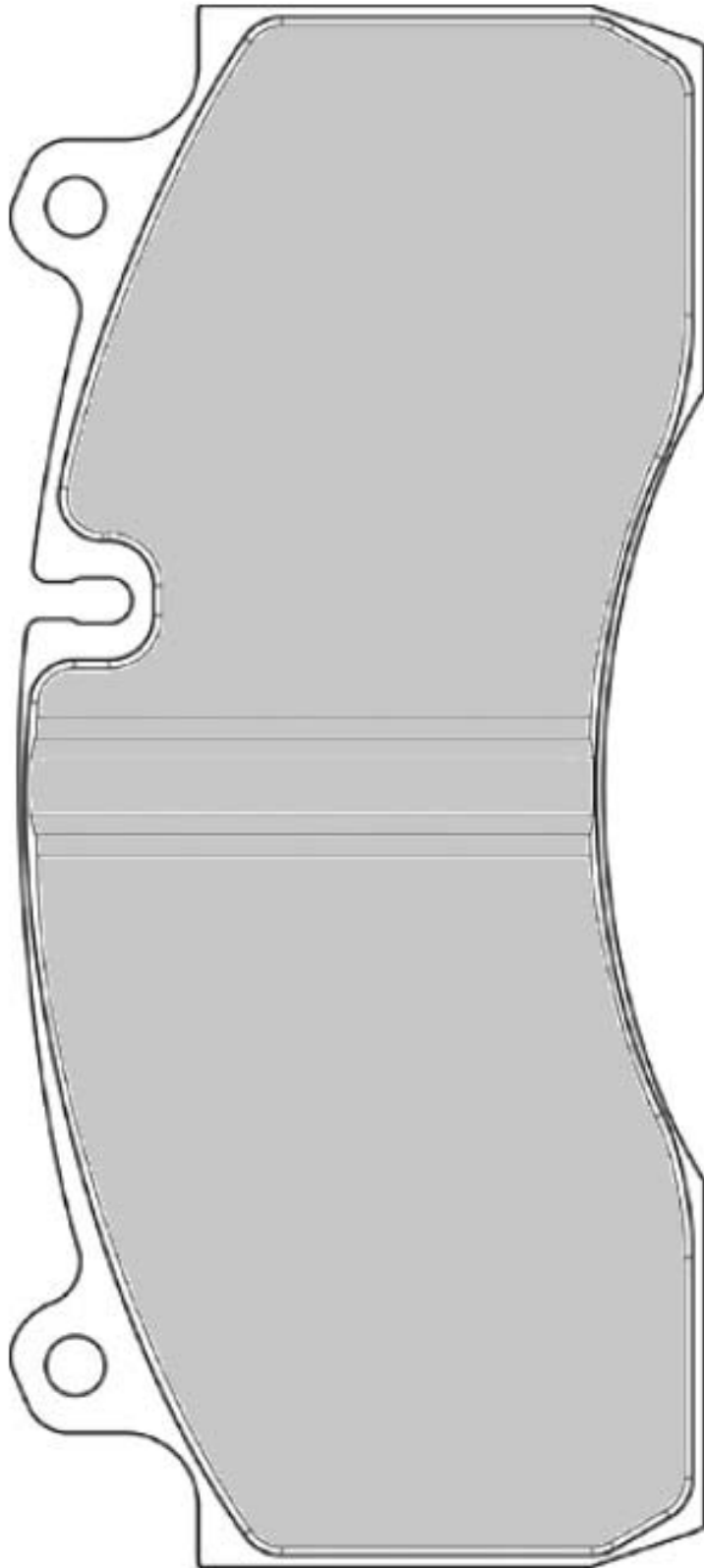
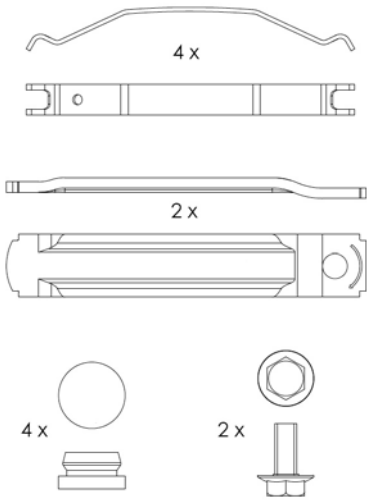


GIGANT GROUP SMB

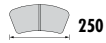
HALDEX DB19

RENAULT TRUCKS New Midlum Series Dxi

VOLVO FL Series



29 210 28,00 41 4



250



118



28



MERITOR D3/D-ELSA 1



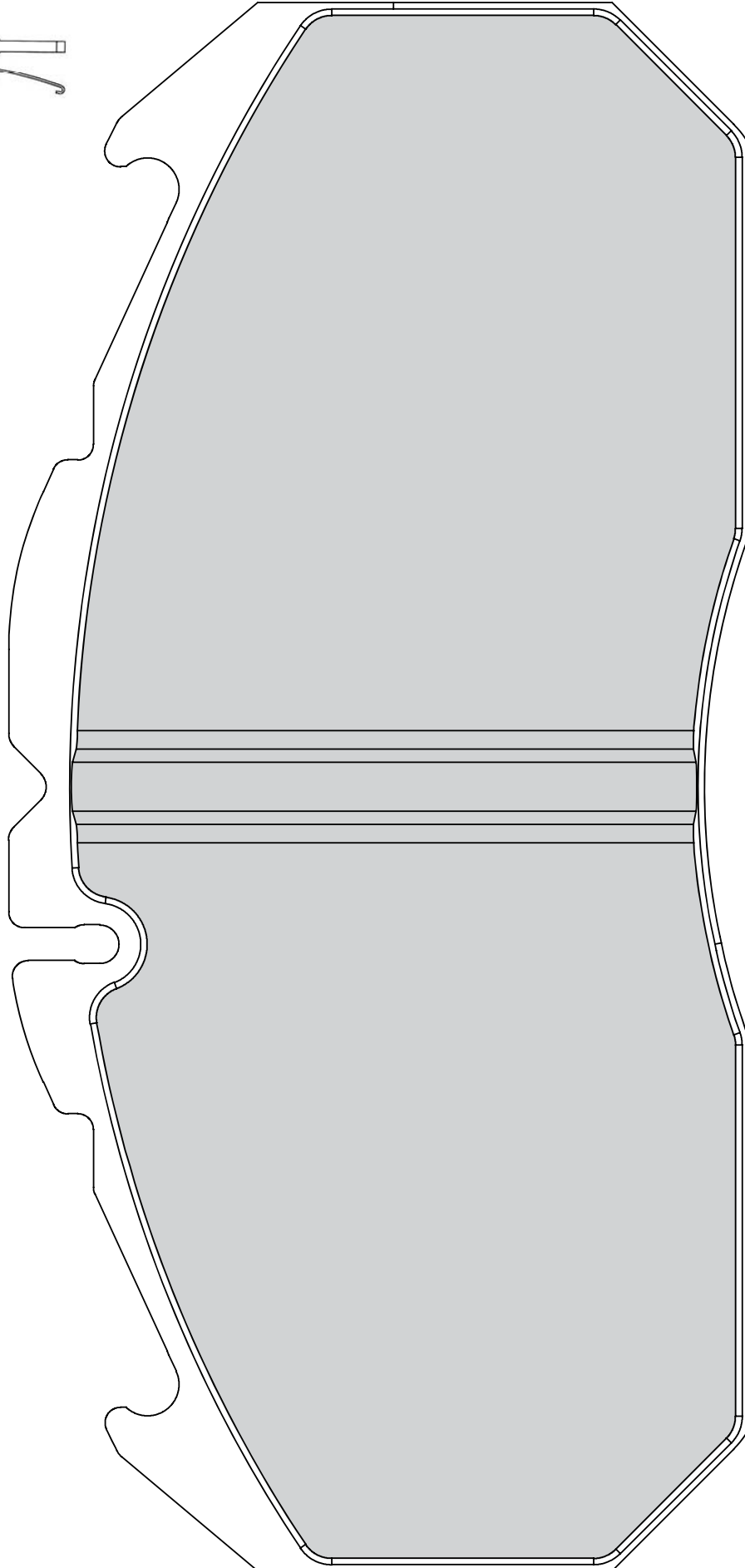
**DENNIS** Lance **CAETANO PSV** Enigma 12m, Porto 12m **ERNST AUWÄRTER** Eurostar **ERF** ECS/ECT/ECX **IRISBUS** Agora, Citelis, Citybus, Heuliez GX317, Illiade  
**MAN** Chassis, EL-Series, EM-Series, F2000-Series, F90-Series, Lions Coach, Lions Comfort, Lions Star, M2000-L Series, M2000-M Series, M2000-Series (ME Evolution), NG Series, NM-Series, NU, TG-A Series, UL  
**MERITOR** All **OPTARE** Sigma **RENAULT TRUCKS** Magnum/AE Series, Major/R Series, Manager/G Series, Premium Distribution, Premium Route **SETRA** All, Comfortclass 300, Multiclass 300, TopClass 300  
**VAN HOOL** All



6 x



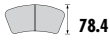
2 x



29 217 20,60 41 4



164.98



78.4



20.6



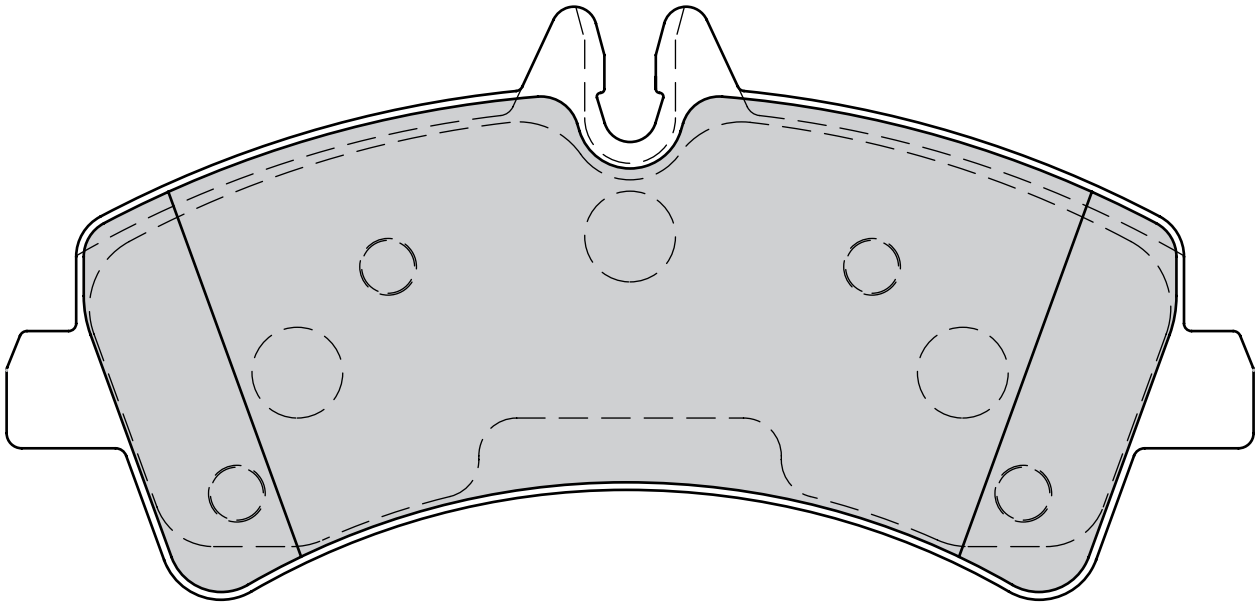
BOSCH



-



MERCEDES-BENZ Sprinter 5-T (906)

VOLKSWAGEN Crafter 5 T



29 218 29,00 41 4

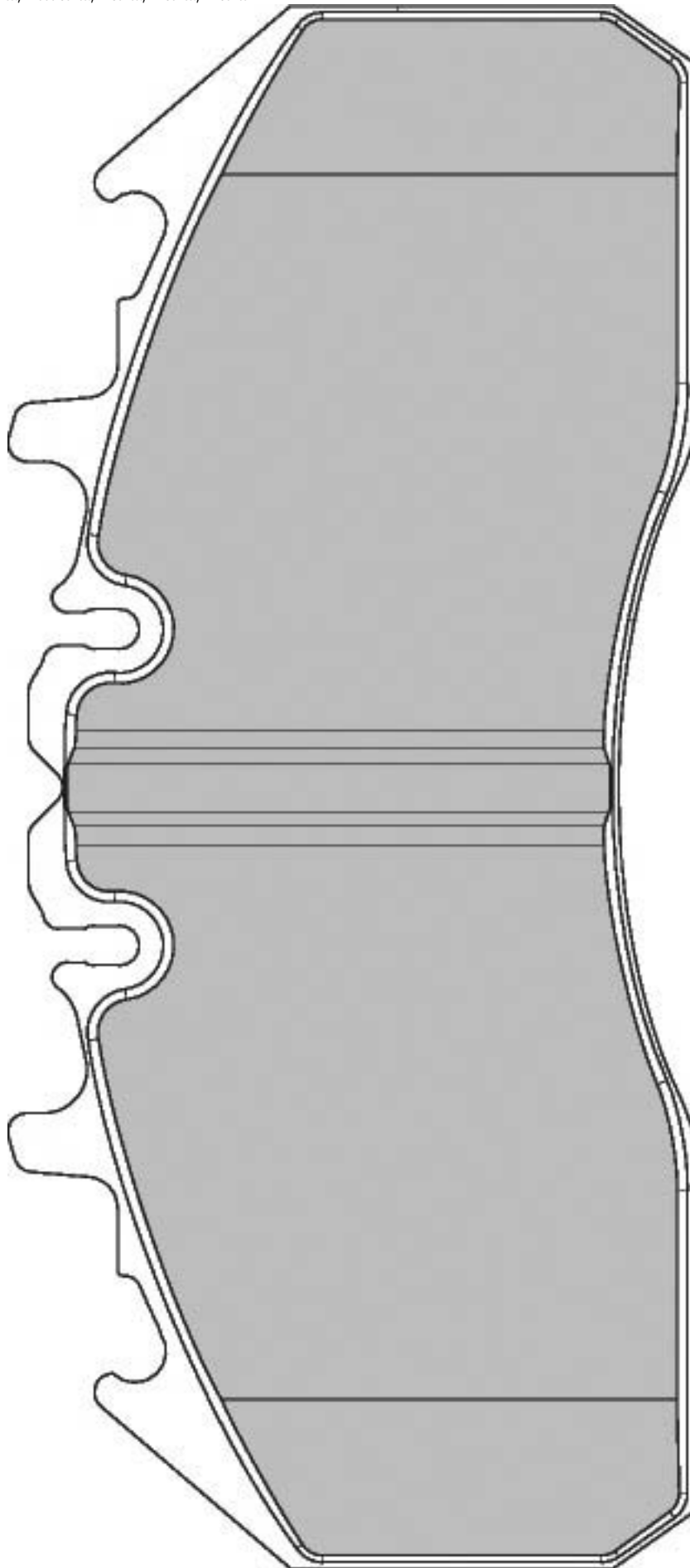
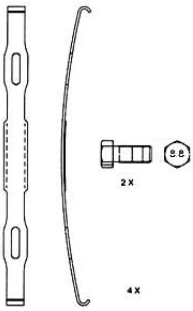
 249.6  109.5  29

 MERITOR ELSA225-3 (EX-PNG)  -

**MERITOR All**

**RENAULT TRUCKS** Magnum DXi Series, New Magnum DXi Series, Premium 2 (Distribution/Route)

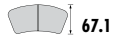
**VOLVO B** 12-Series; B7000-Series; B8000-Series; B9000-Series; FE-Series; FH-Series; FM Series



29 229 20,70 41 4



163.3



67.1



20.7

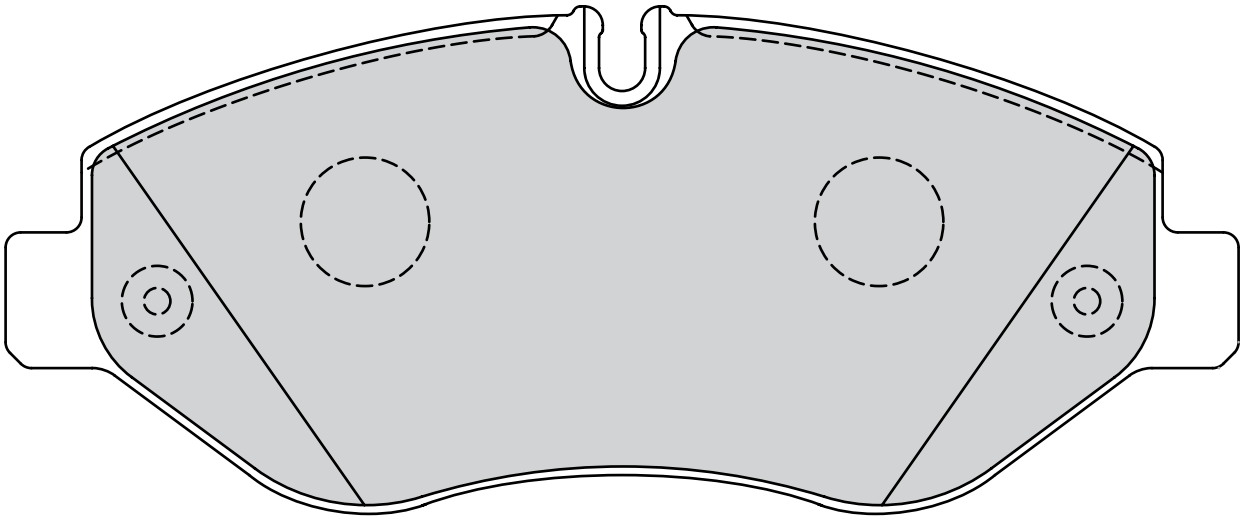


BREMBO



-

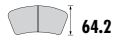
IVECO Daily III



29 231 22,70 41 3



184.2



64.2



22.7

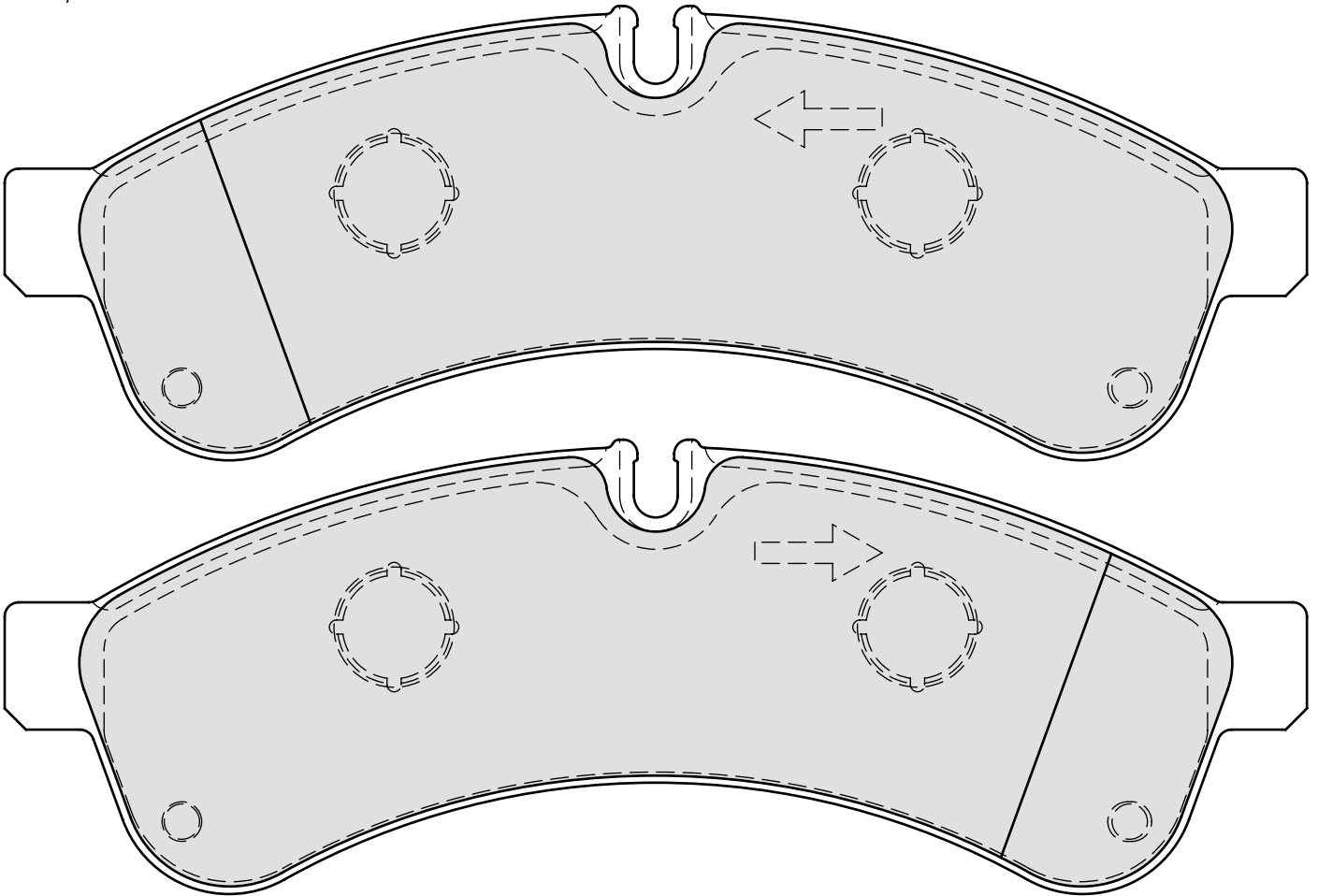


BREMBO

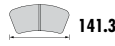


-

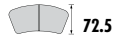
IVECO Daily III



29 232 20,70 41 4



141.3



72.5



20.7

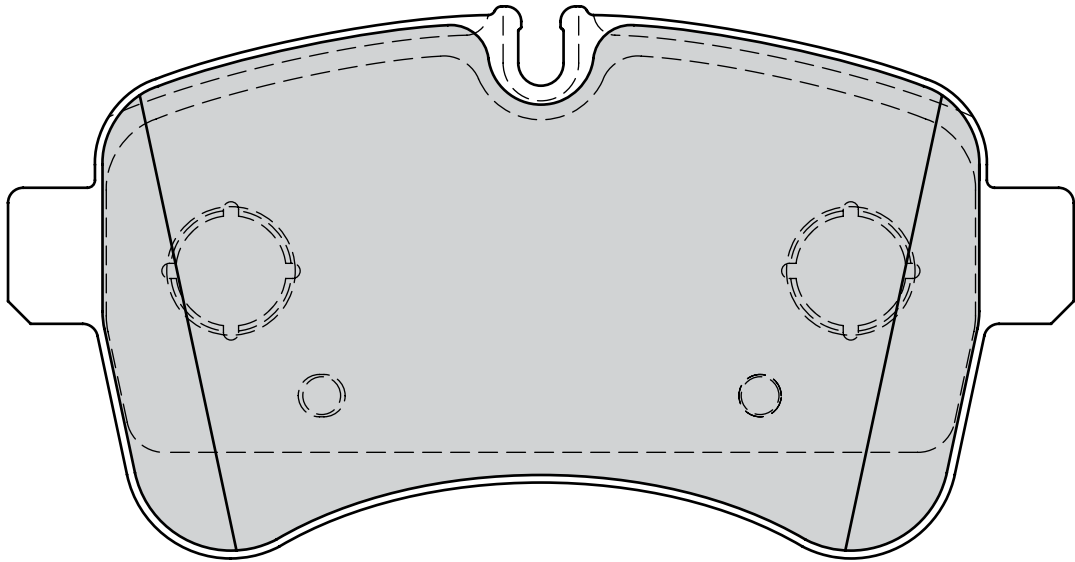


BREMBO

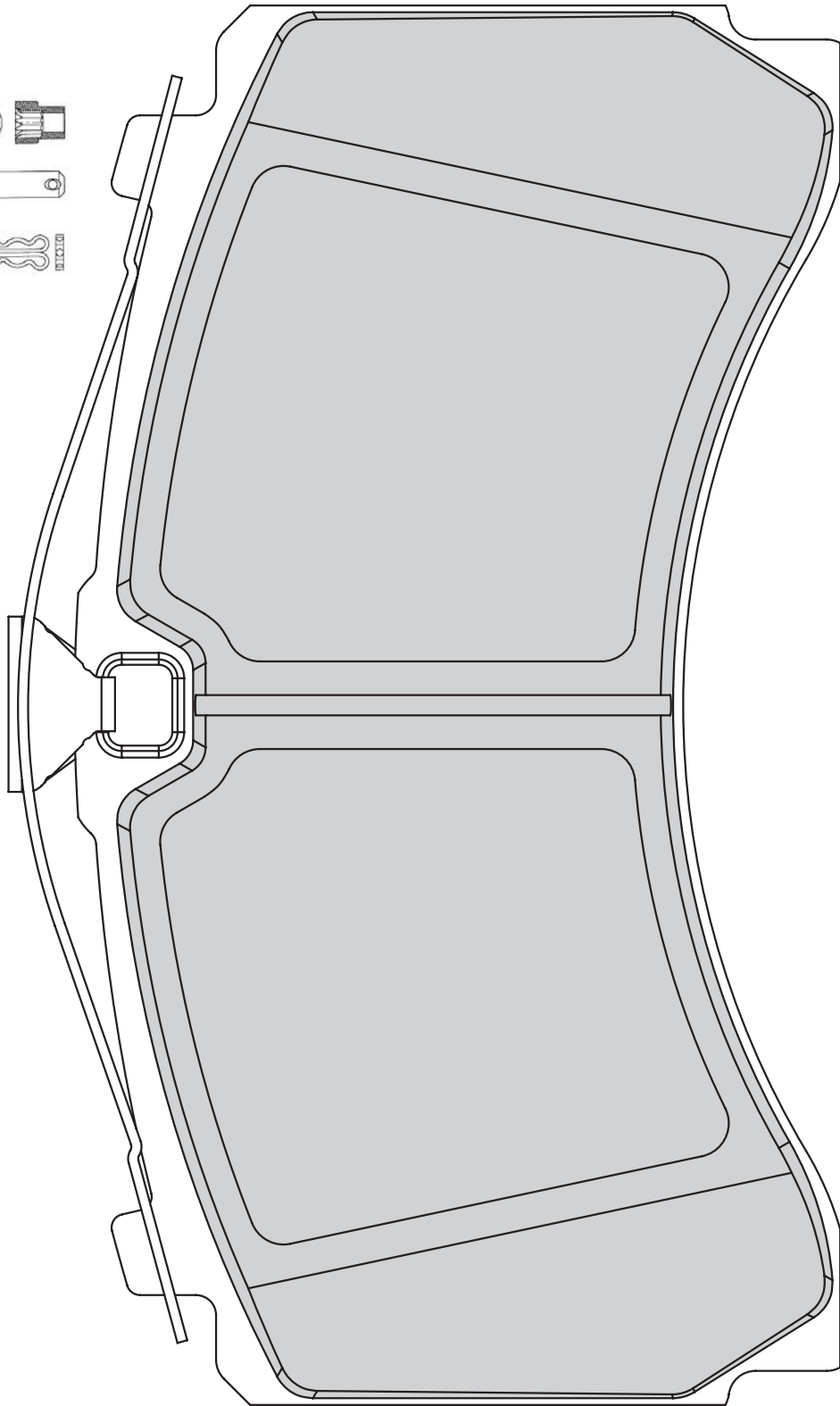
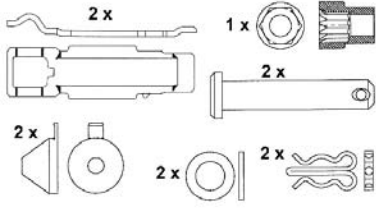


-

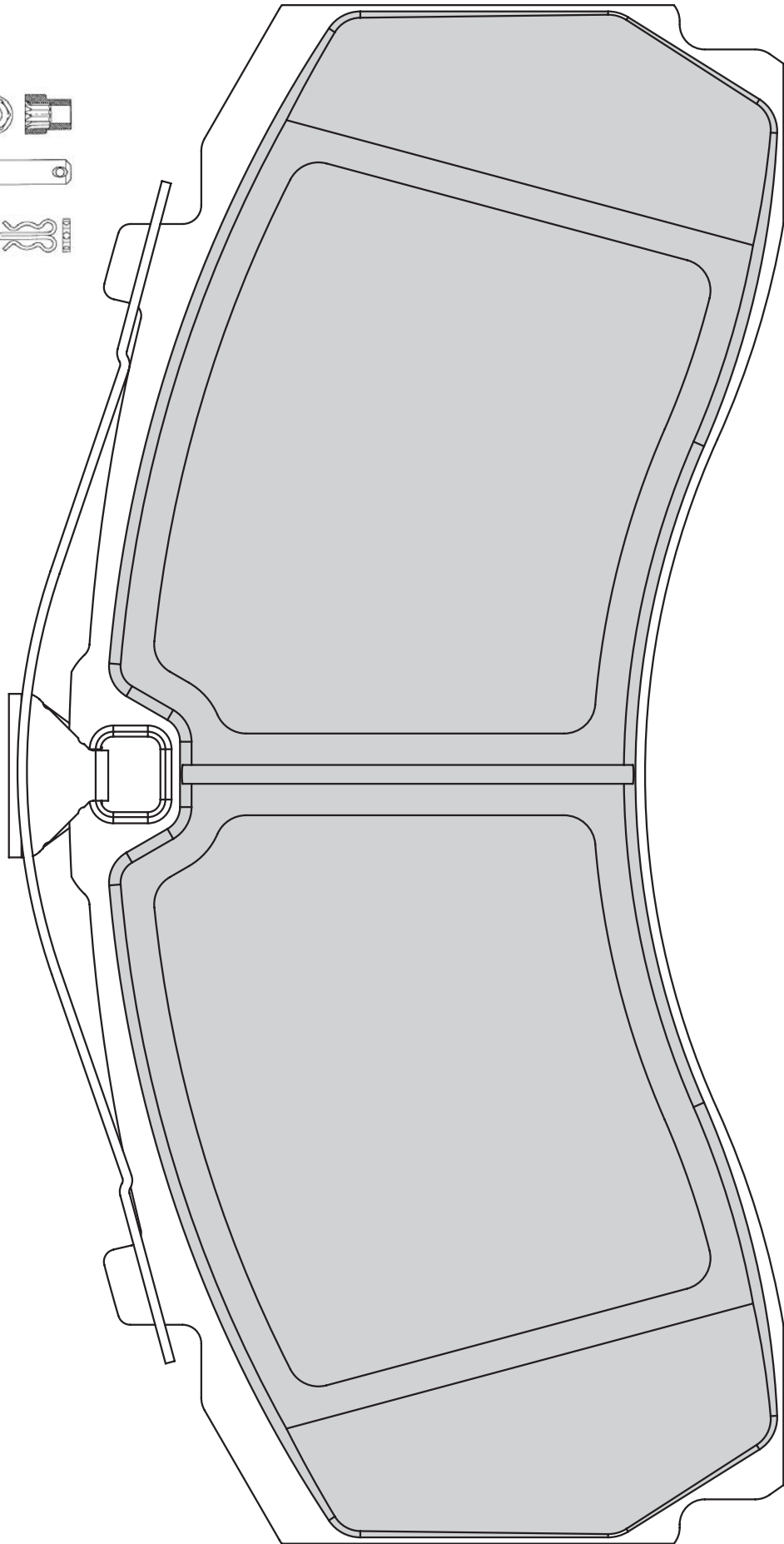
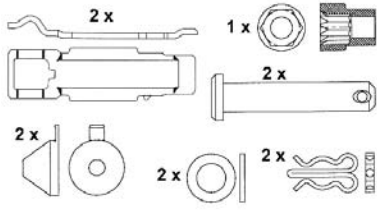
IVECO Daily III



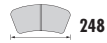
MERCEDES-BENZ Actros 2010, Actros 2011



MERCEDES-BENZ Actros 2010, Actros 2011







248



108



30



KNORR SB/SN7



-

ACERBI All **BERKHOF PSV** Excellence, Scania Chassis **BPW** Eco Plus SB/SN7 (SB4345), SH Series SB/SN7 (SB4345)

CRANE FRUEHAUF All **DAF** Truck **DENNIS** R Series **DISCOS** Trailer **ERF** ECS/ECT/ECK **FODEN** Alpha

GIGANT GROUP S.A.E. (Dupillier), SMB, Trenkamp & Gehle **GRANNING LYNX** All

IVECO Eurocargo, Eurocargo Tector, Eurostar, Eurotech MH, Eurotrakker/Eurotrakker Cursor, Stralis

KAROSA B930, B940 Articulated **KNORR-BREMSE** All **LIAZ** All

MAN EL-Series, Lions Coach, Lions Comfort, Lions Star, NG Series, NM-Series, NU, TG-A Series, TGM Series, TGS, TGX, UL

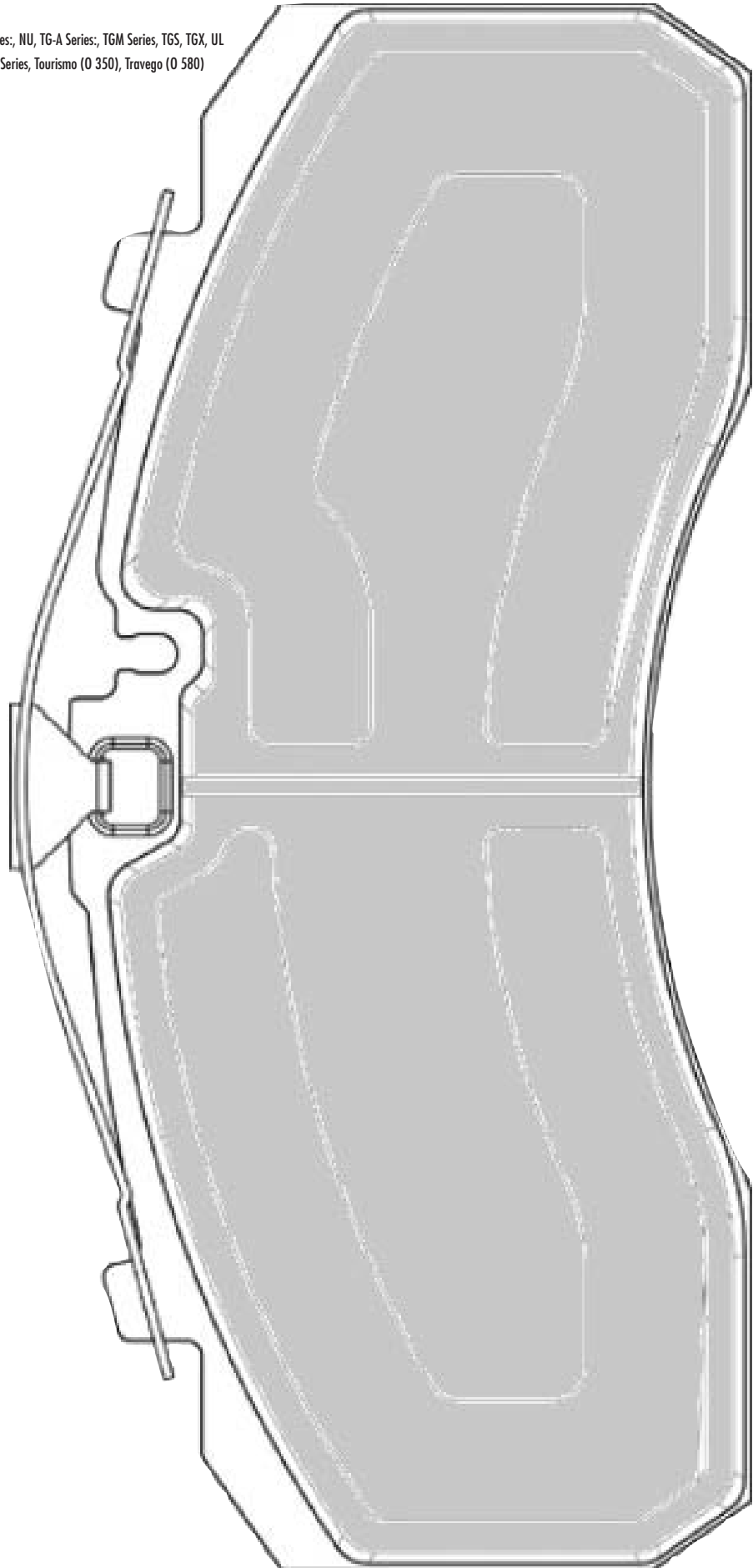
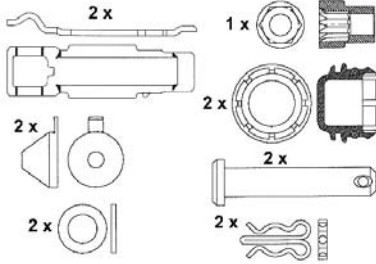
MERCEDES-BENZ Actros I, Actros II/III, Atego II, Axor, Econic, Powerliner Series, Tourismo (O 350), Travego (O 580)

OPTARE Solero **SAMRO** Axles with Disc Brakes **SCANIA** All

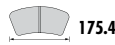
SEDDON ATKINSON Municipal Vehicles

SETRA Comfortclass 400, Multiclass 300, TopClass 300, TopClass 400

VAN HOOL All **ZF** All



29 256 27,00 40 4



175.4



95



27

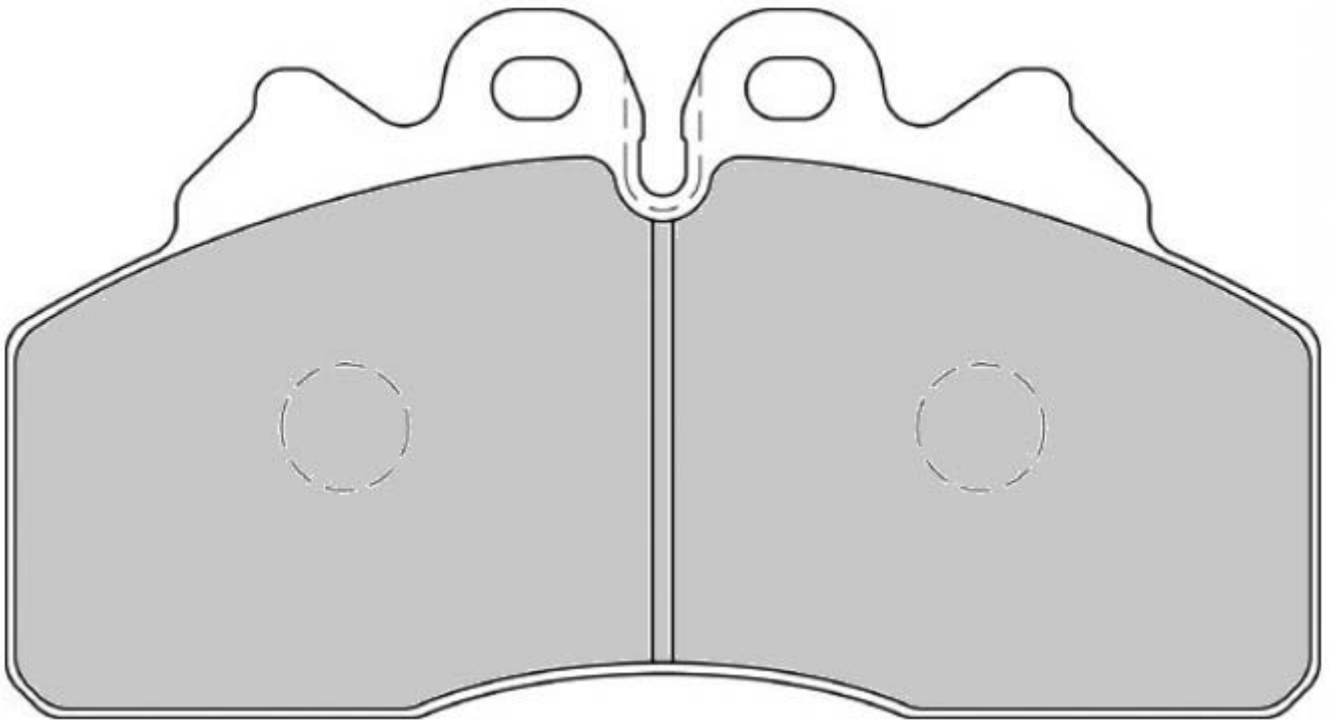


BREMBO 2X68

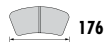


-

IVECO Eurocargo



29 302 21,90 40 4



176



80



22



MERITOR 2X68



-

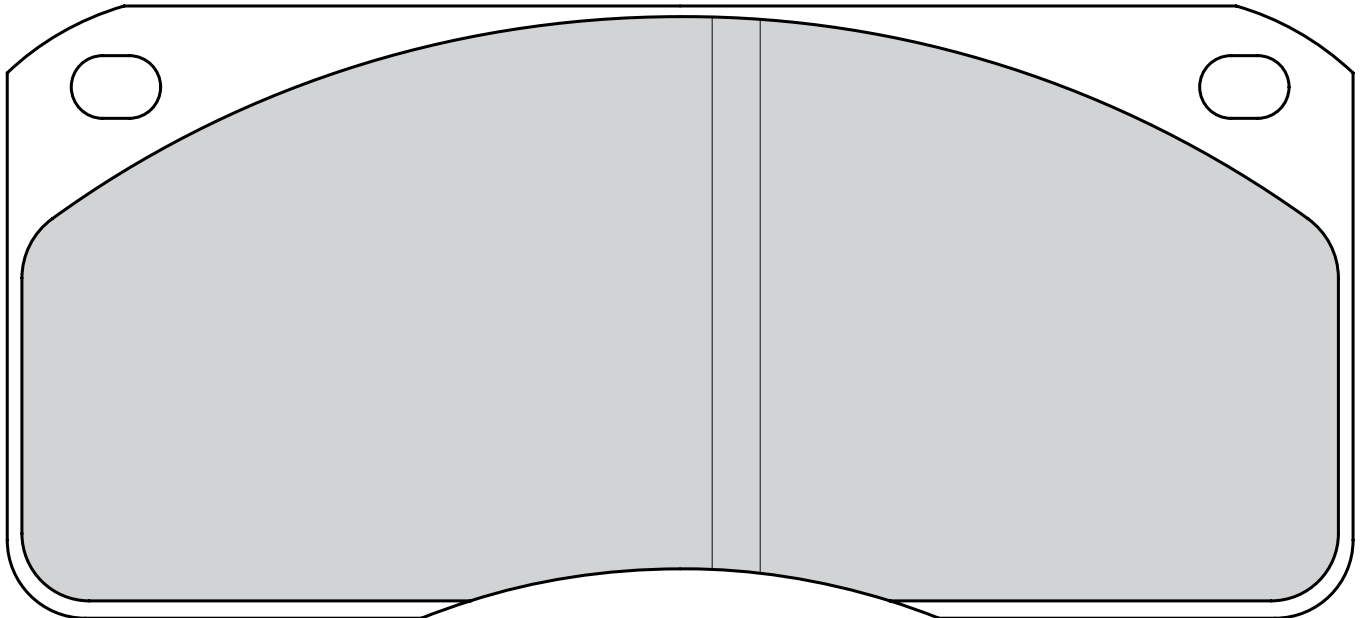
AWD TL Range:

FORD Cargo:

MCW Metrorider

OPTARE Metrorider, Nouvelle SR, Solo

VOLVO FL 4 Series, FL 6-Series:



29 581 15,00 40 4



90



74



15

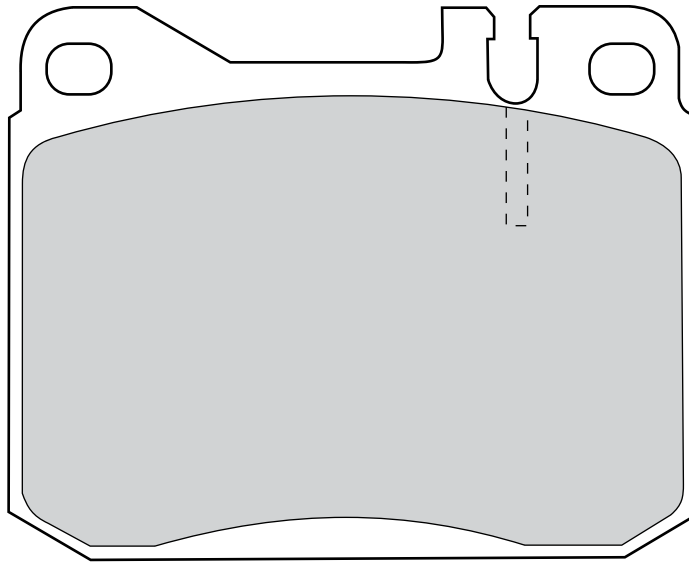


ATE



- available also/auch verfügbare 29 581 19,00 40 4

MERCEDES-BENZ MB-Trac, Unimog



29 688 25,00 40 8\* / FCV961



110



99



25



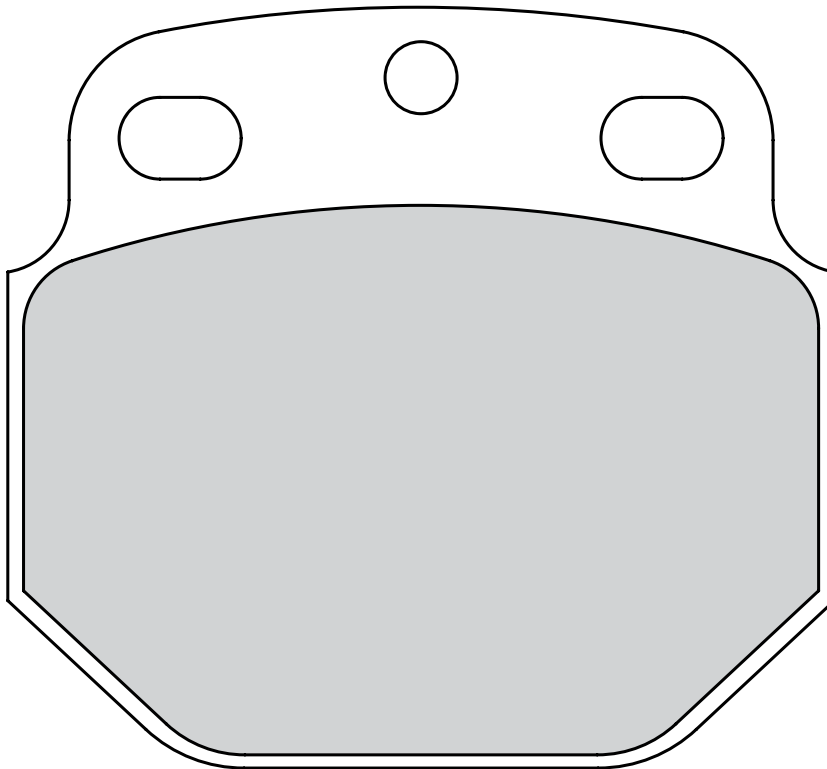
KNORR K 65

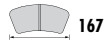


-

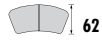
IRISBUS Iveco Magirus

KNORR-BREMSE All





167



62



17



TRW

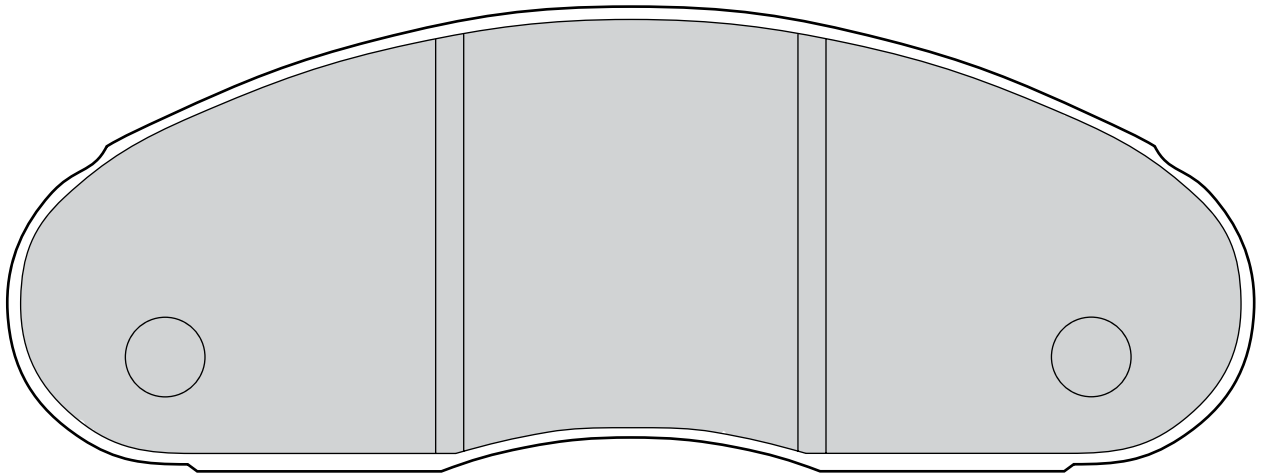
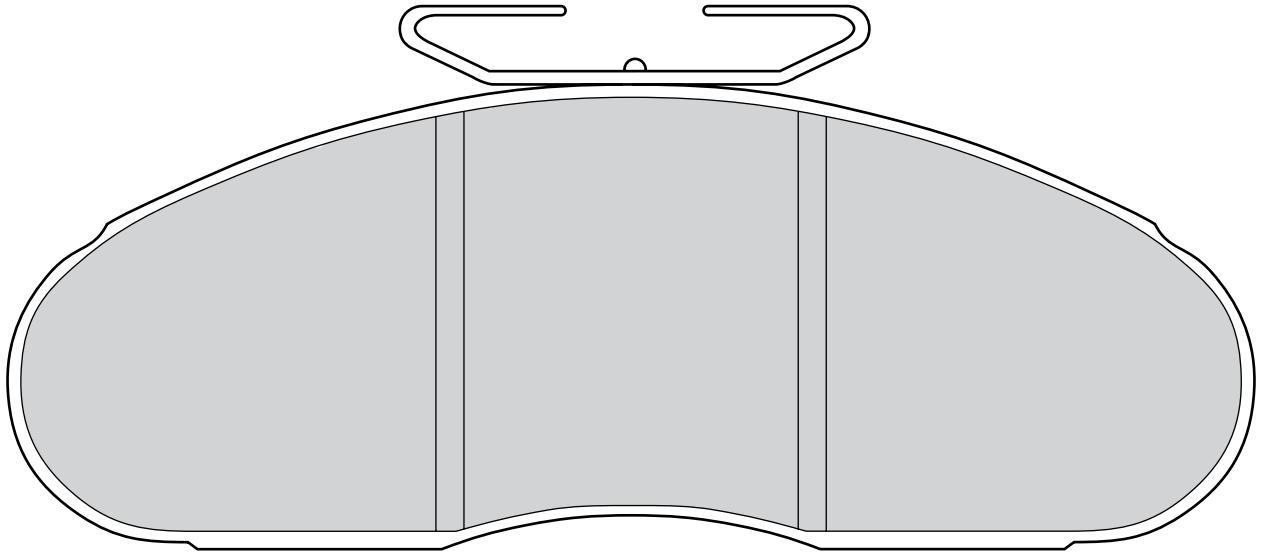


-

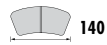
NISSAN Trade

RENAULT Trafic I (80?01)

RENAULT TRUCKS B Series



29 747 32,00 40 8



140



121



32

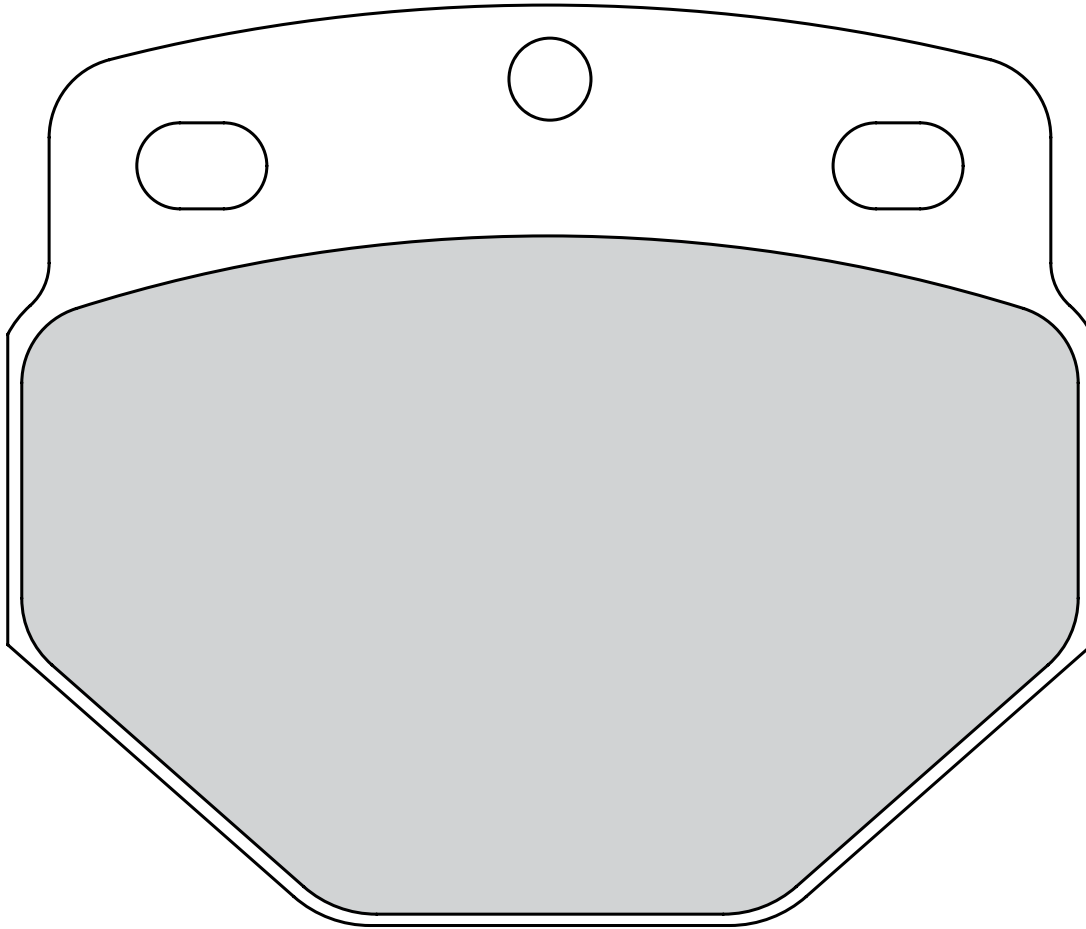


KNORR K 85

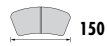


-

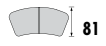
**BOVA** Futura  
**DAF** MB230, SB2300, SB2305, SB2705, SB3000, SBR3000  
**KNORR-BREMSE** All  
**MAN** Lions Star  
**NEOPLAN** All  
**SETRA** All  
**VAN HOOL** All



29 764 20,30 41 6



150



81



20

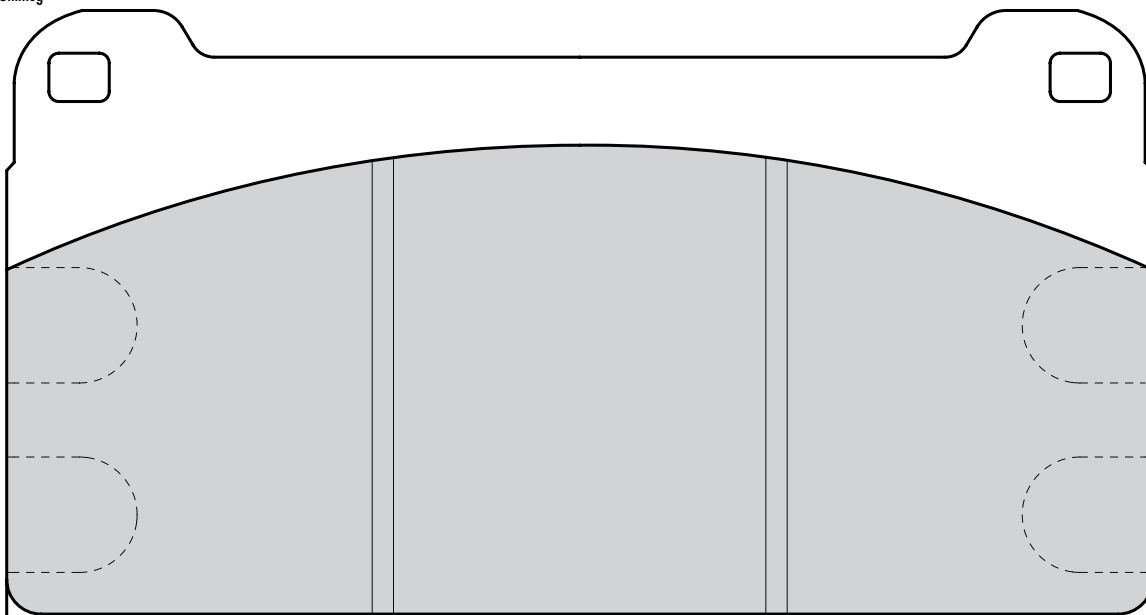


ATE

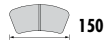


FITTED (4)

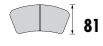
**MERCEDES-BENZ** Unimog



29 765 20,30 41 3



150



81



20

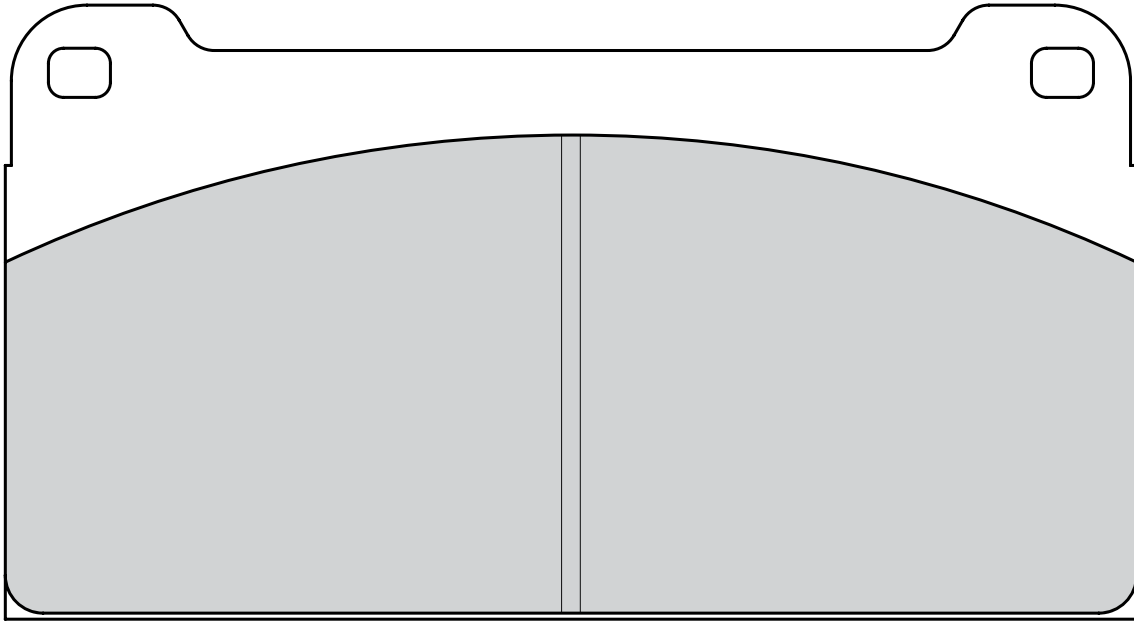


ATE

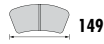


FITTED (2)

MERCEDES-BENZ Unimog



29 784 18,00 40 4



149



74



18

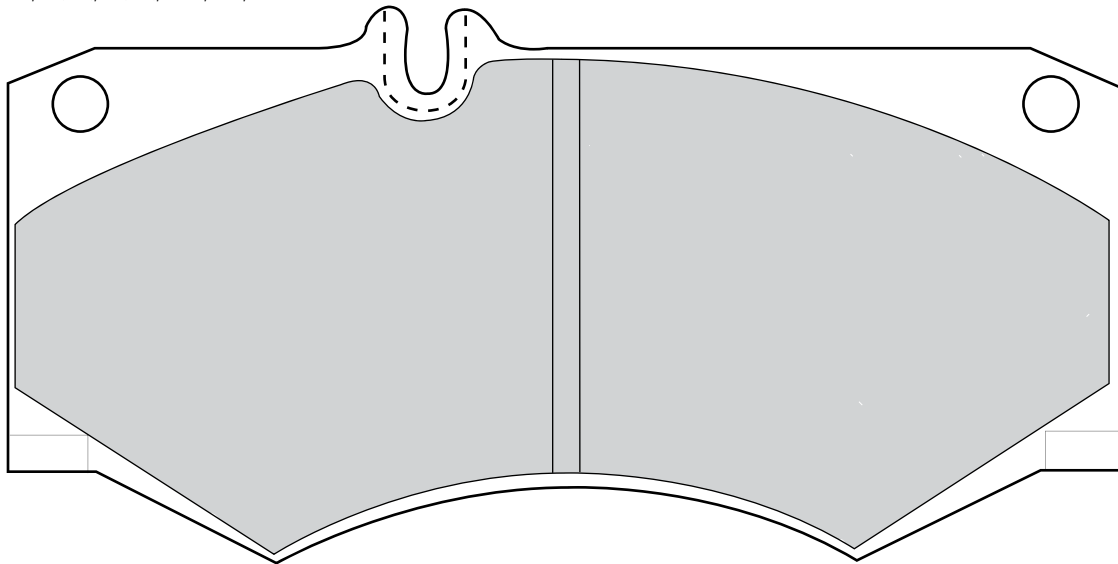


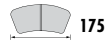
WABCO



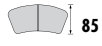
-

MERCEDES-BENZ Mini Bus, T 1 (601), T 1 (602), T 1/TN, T 2/L, T 2/LN1





175



85



22

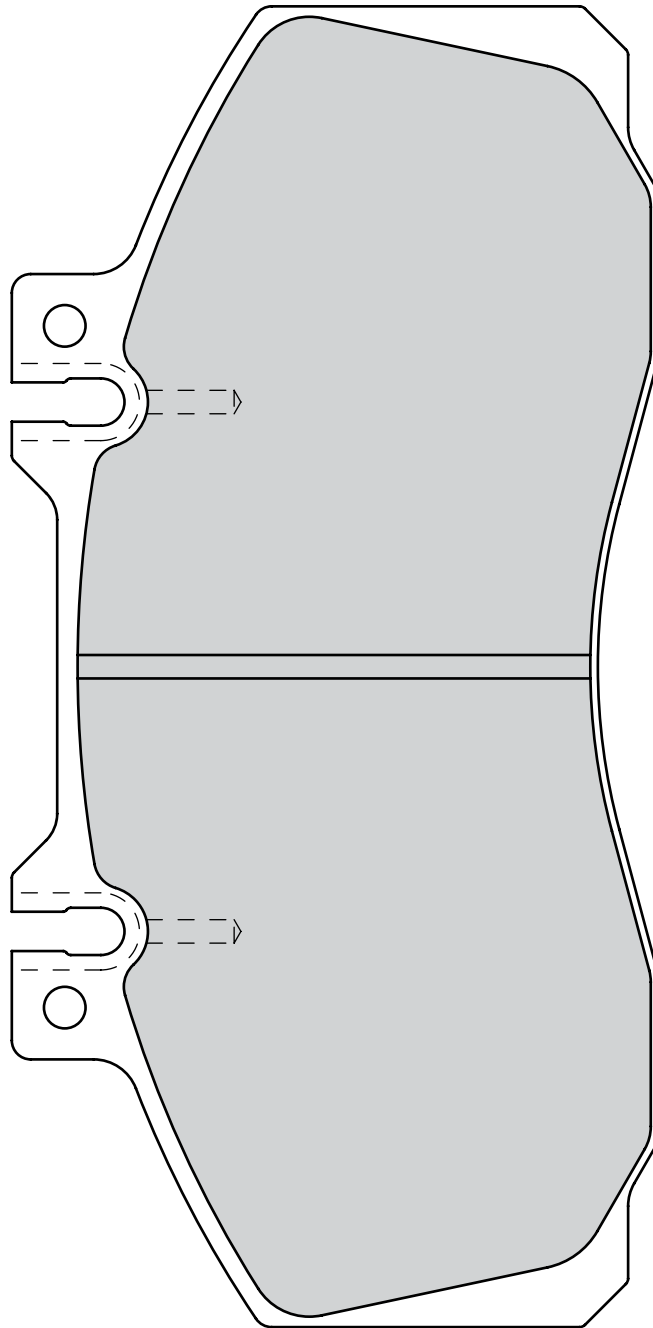


MERITOR

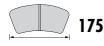


-

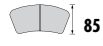
MERCEDES-BENZ MB100, T2/LN1, Vario, Vario Minibus



29 835 22,00 40 4



175



85



22



MERITOR

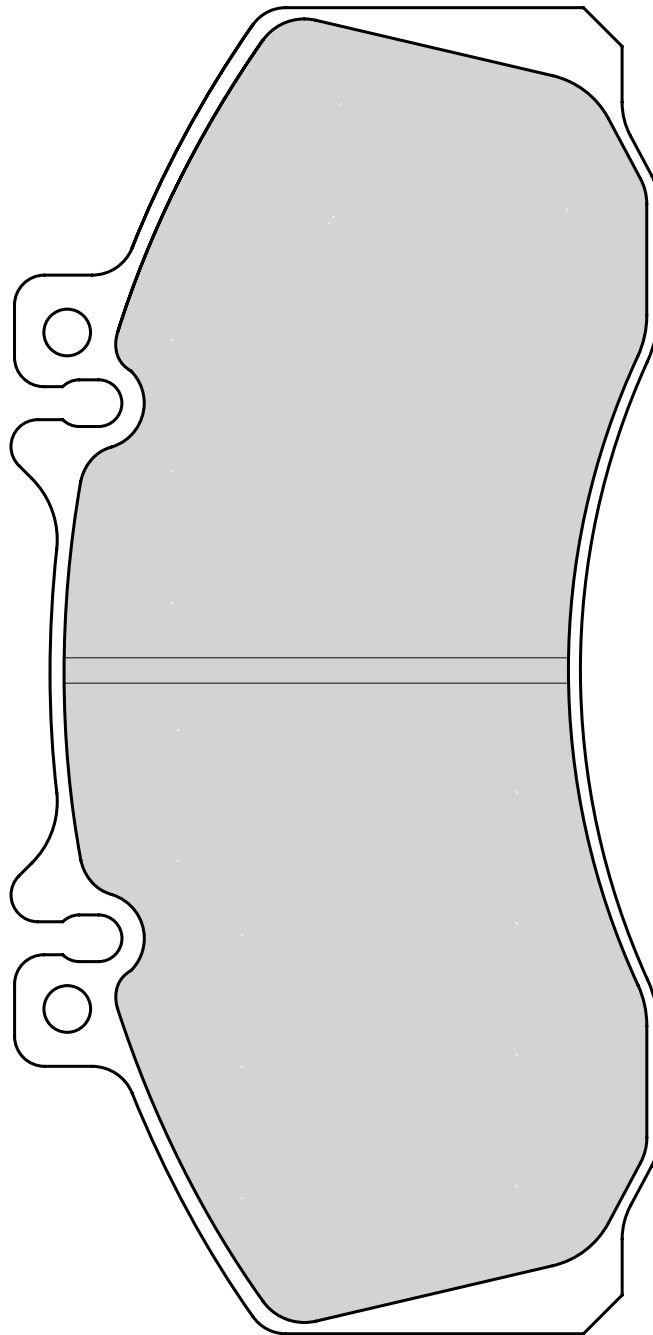


ALEXANDER PSV ALX 100, Mini

ERNST AUWÄRTER Economy, Teamstar

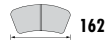
MERCEDES-BENZ Medio (Midibus), O 409 (5 to 7,5);, O 609/O 611/O 614; Sprinter (905)

OPTARE Starider





# FCV898



162



111



28



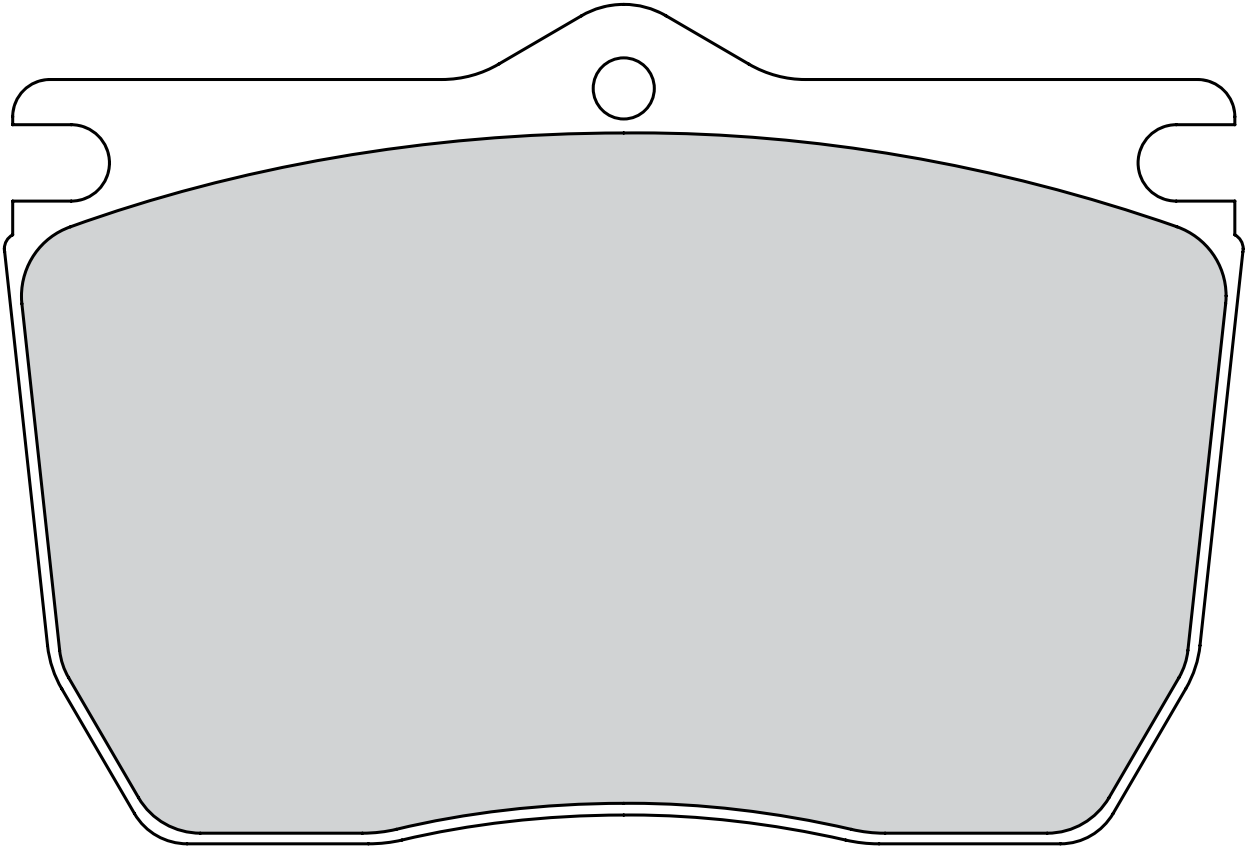
WABCO



-

INBUS F140 (Filobus), U210 - S210 - 1330

IRISBUS Iveco 471



# FCV964



118



107



21.5

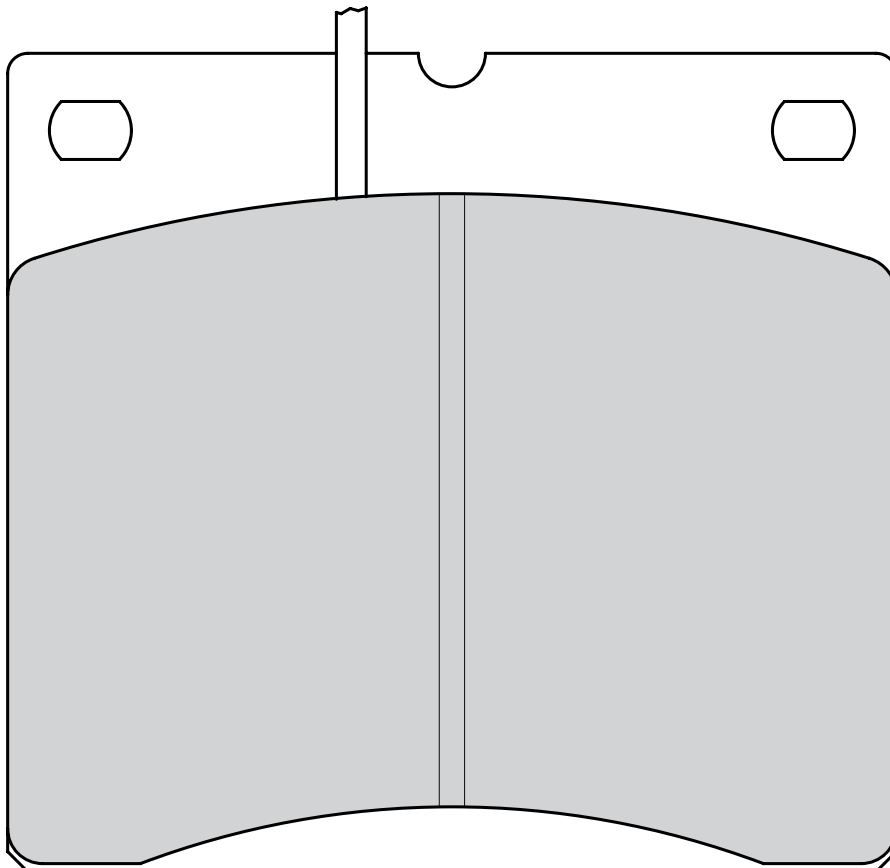


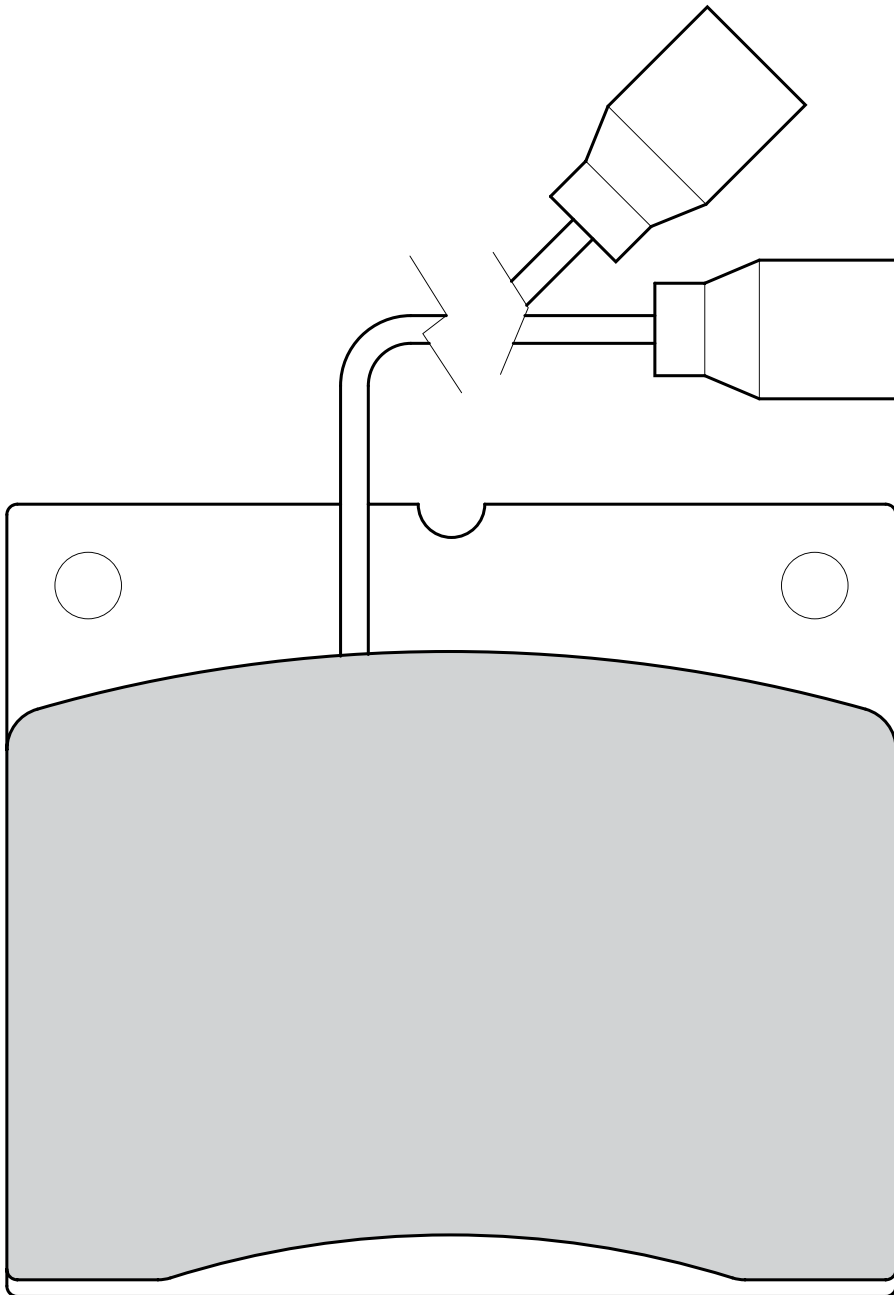
BREMBO



FITTED (2)

MENARINI All





# FCV1853



205



80



20



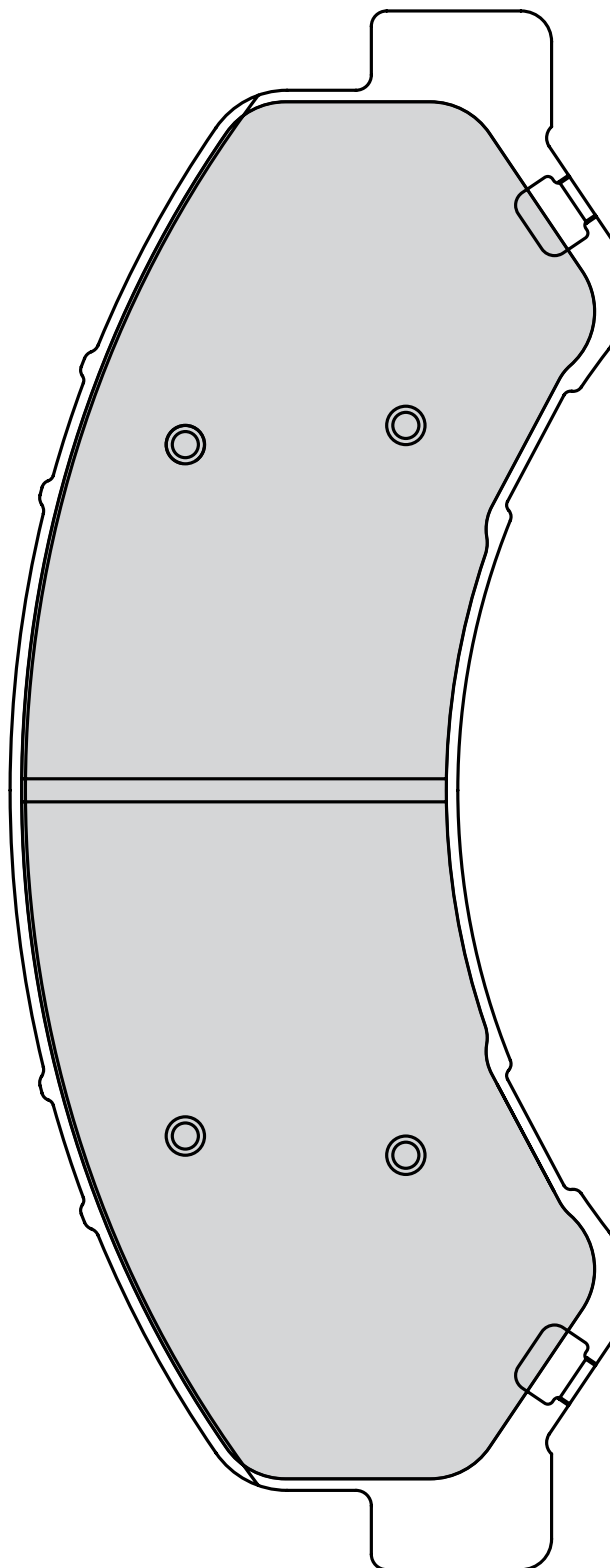
AKEBONO

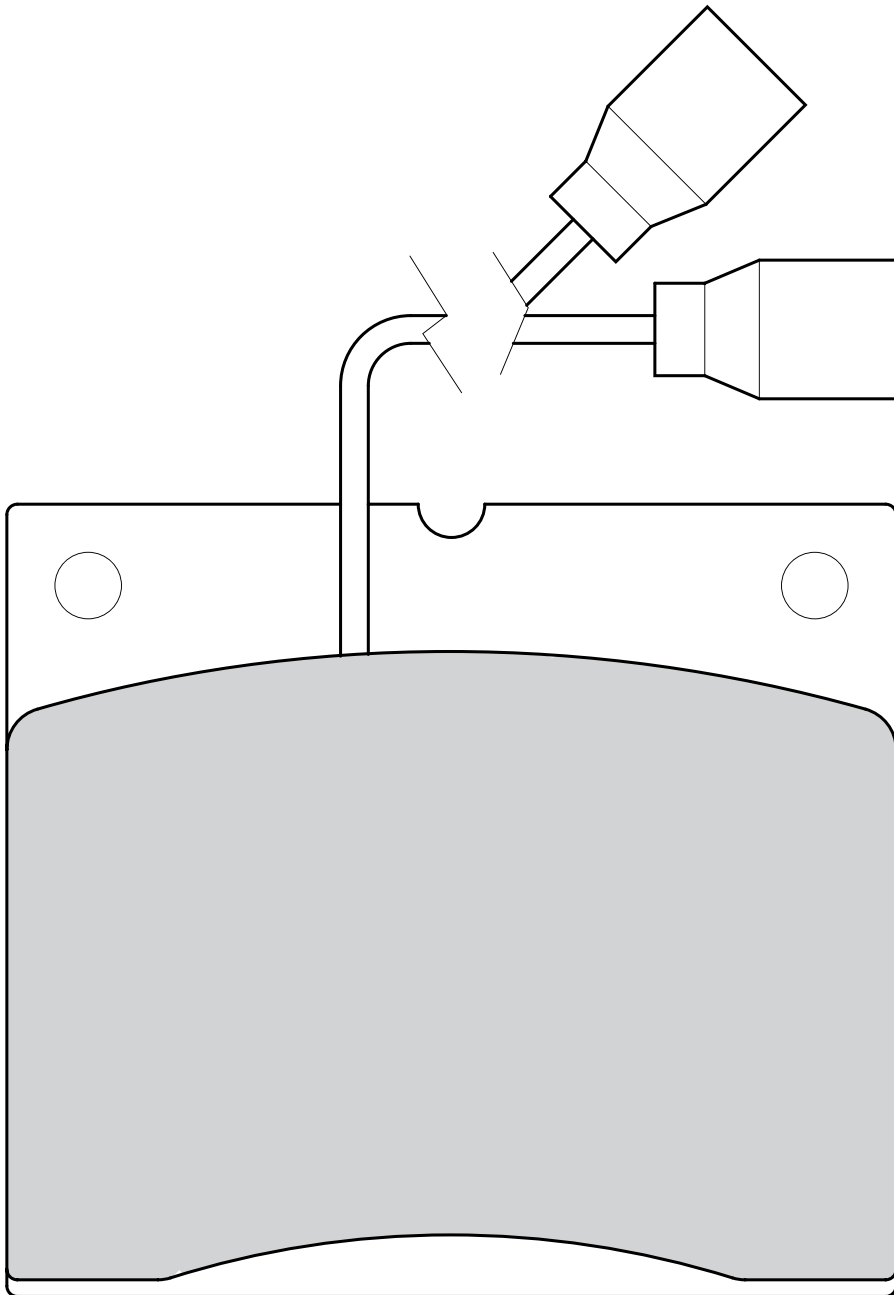


-

BOGDAN A-0100 (Euro-3), A-092 (Euro-3)

ISUZU Trucks







90



74



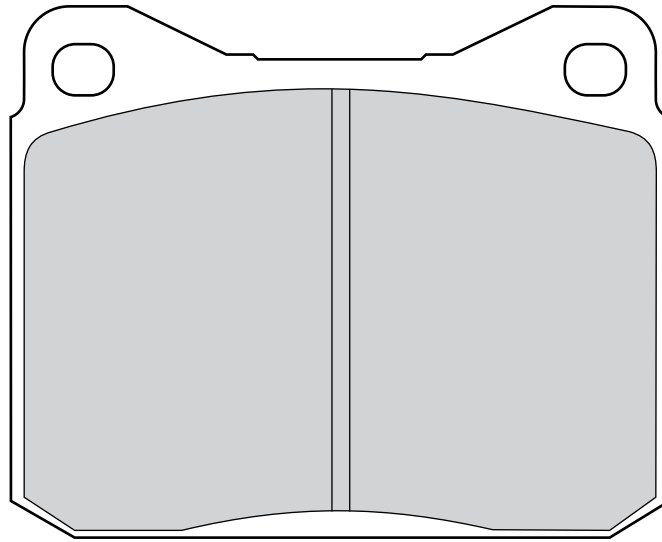
18.2



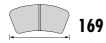
ATE



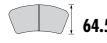
VOLKSWAGEN LT Series (281-363):



# FVR1616



169



64.5



17.9

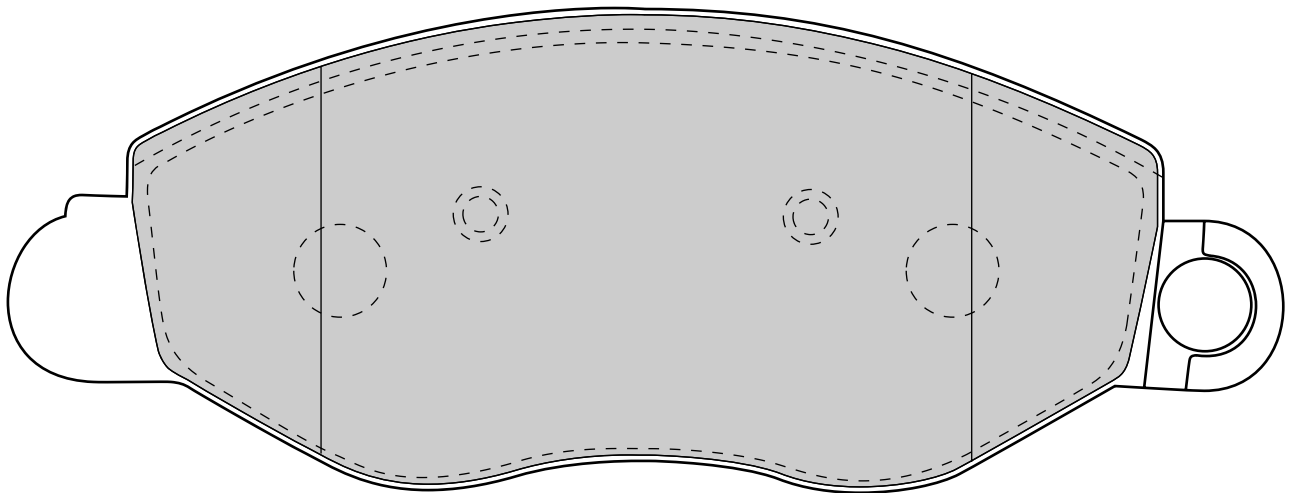
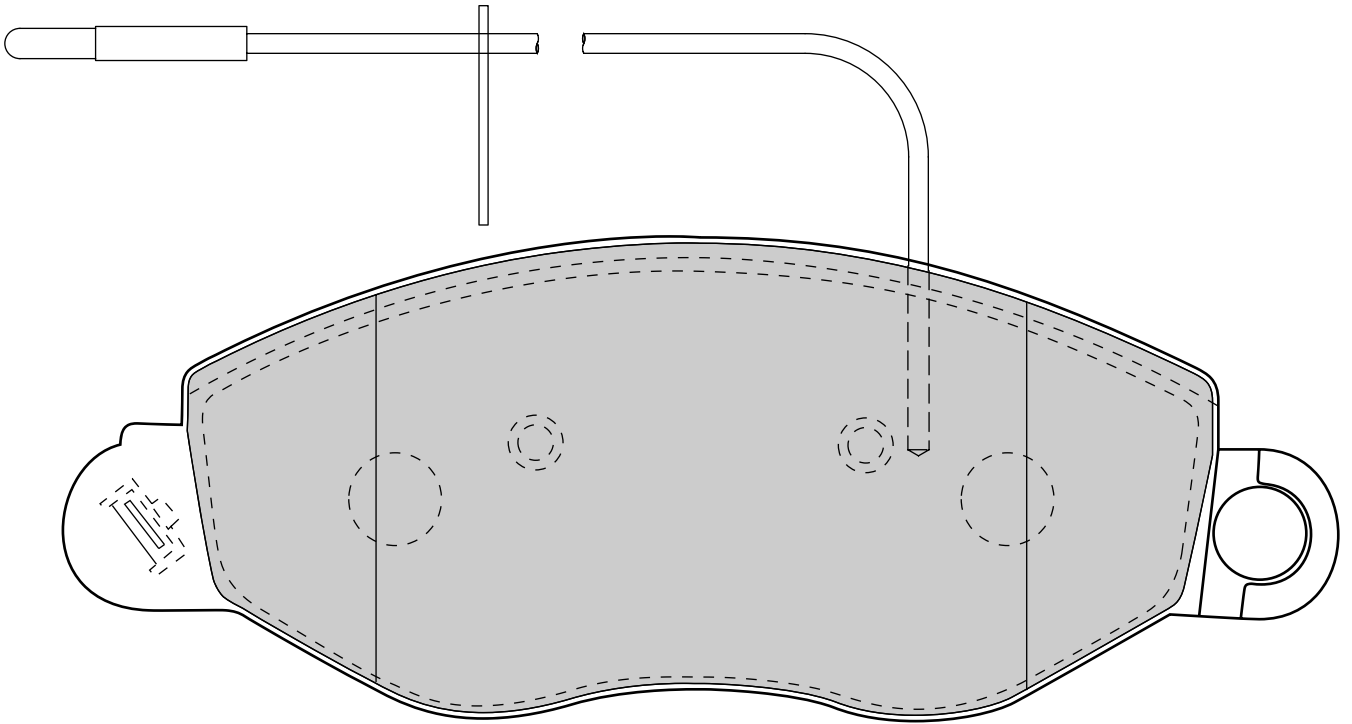


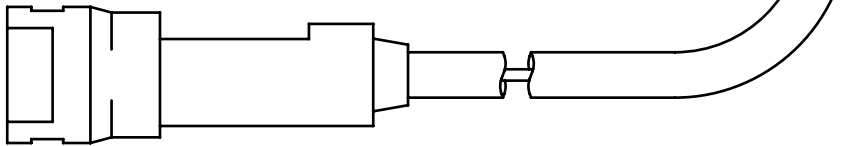
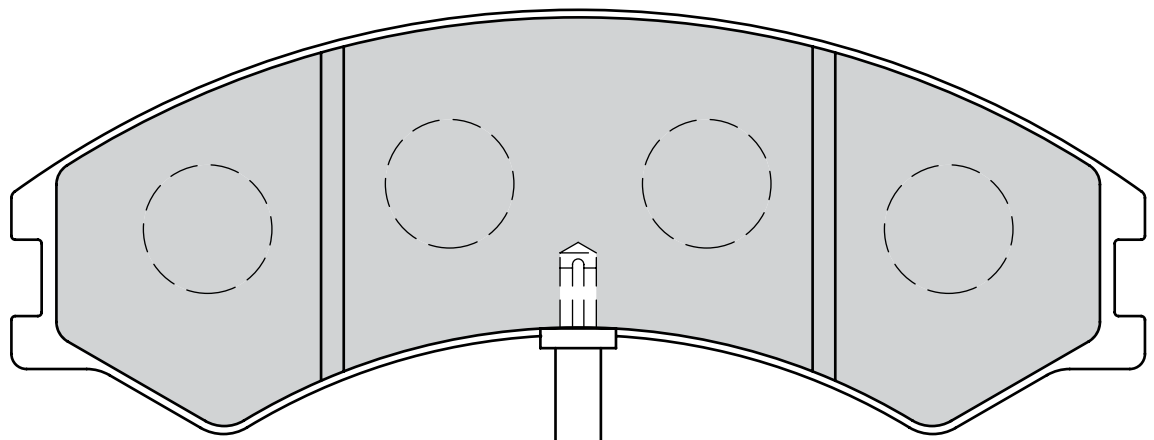
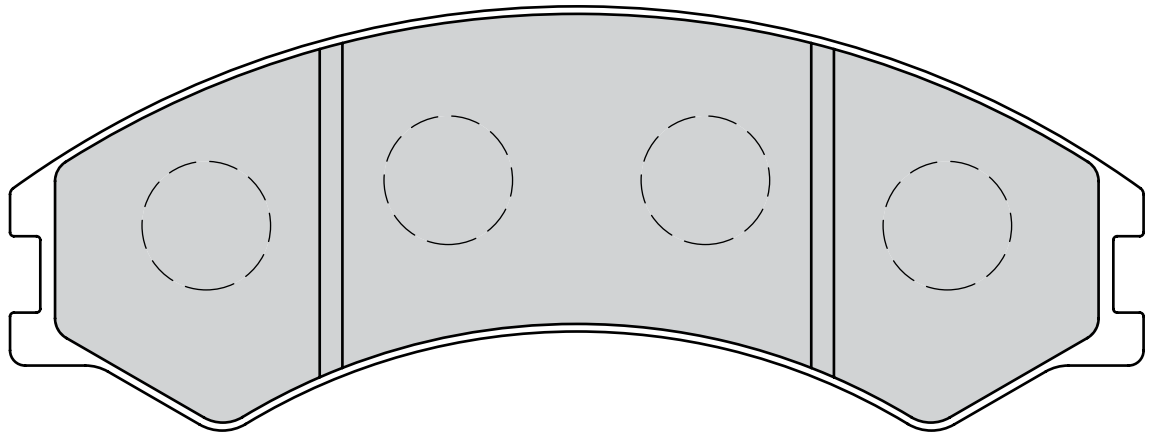
BOSCH

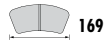


2M

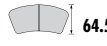
NISSAN Cabstar E







169



64.5



17.9

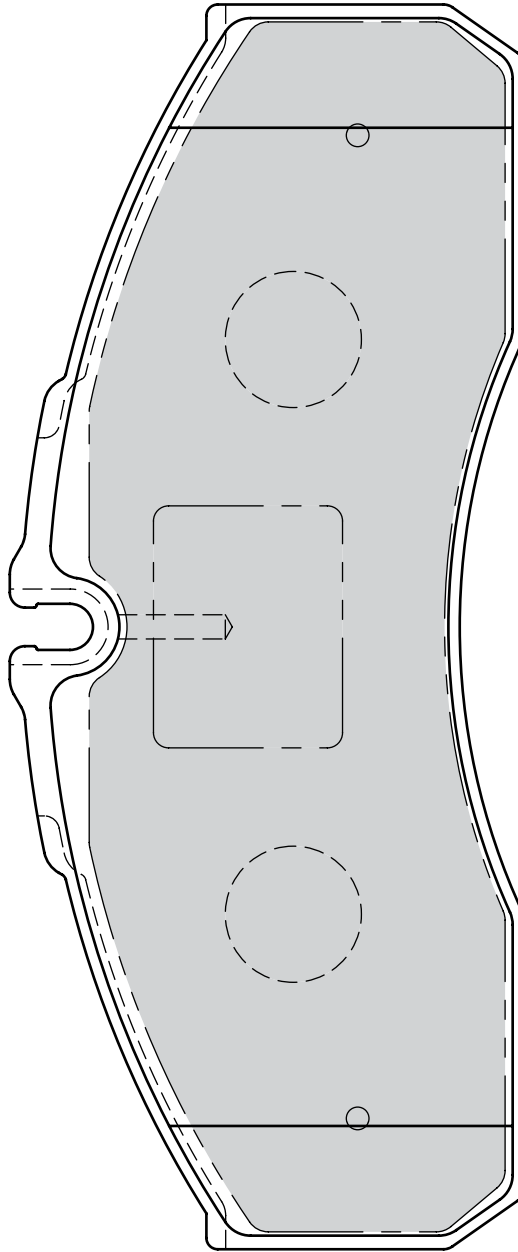


Brembo



-

MERCEDES-BENZ Sprinter (905)

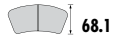




# FVR4053



164.7



68.1



20.4

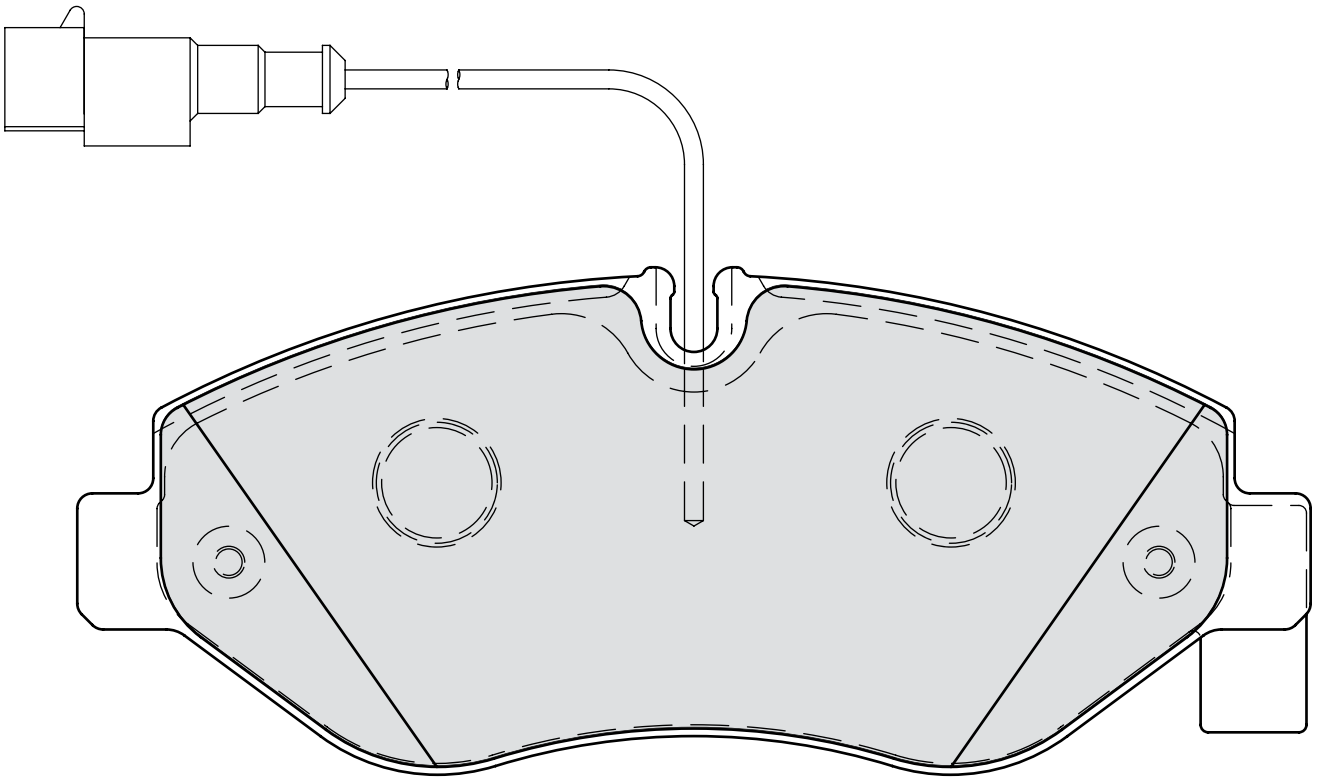
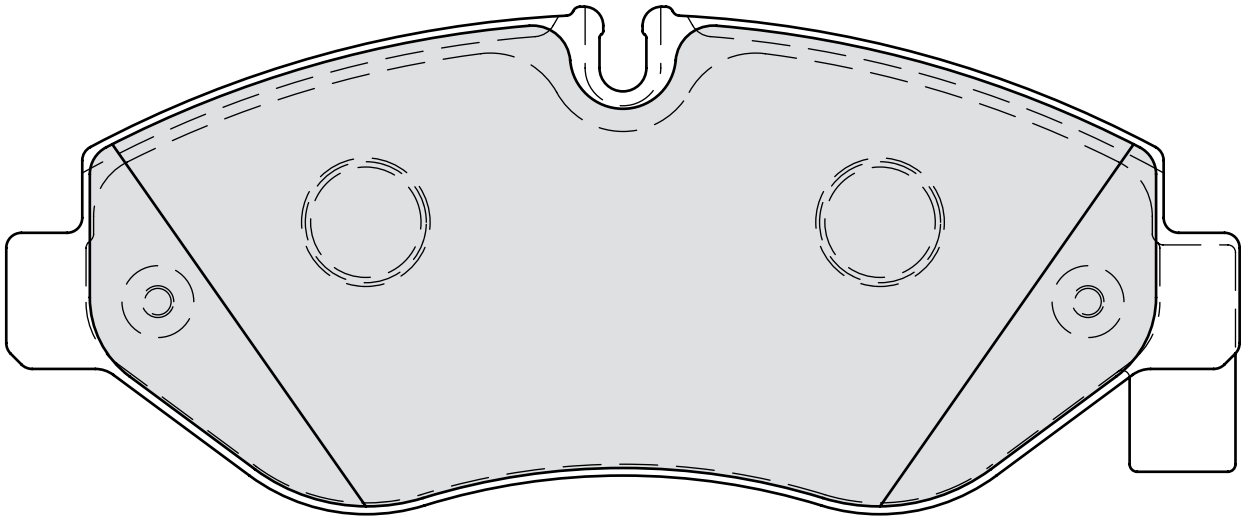


Brembo

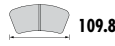


2M

NISSAN Cabstar E  
RENAULT Maxity



# FVR4054



109.8



50



20.5

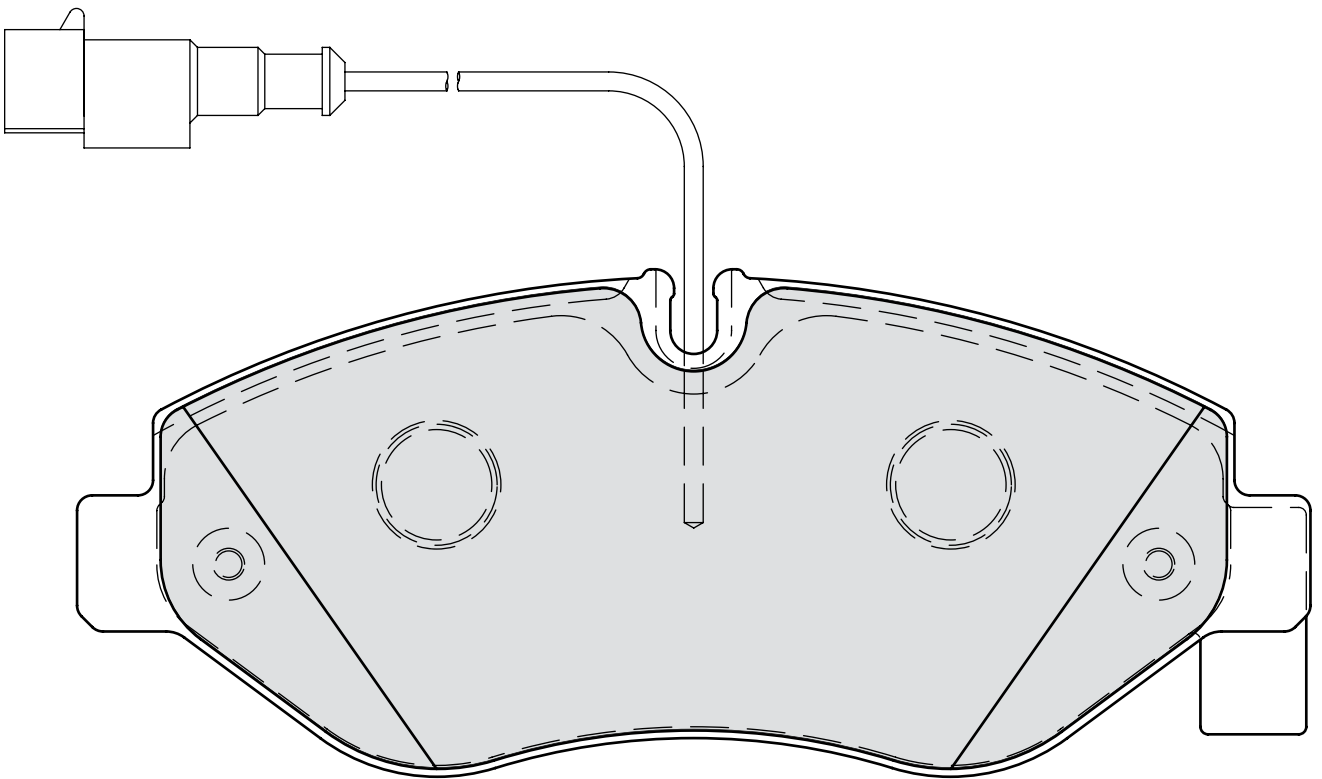
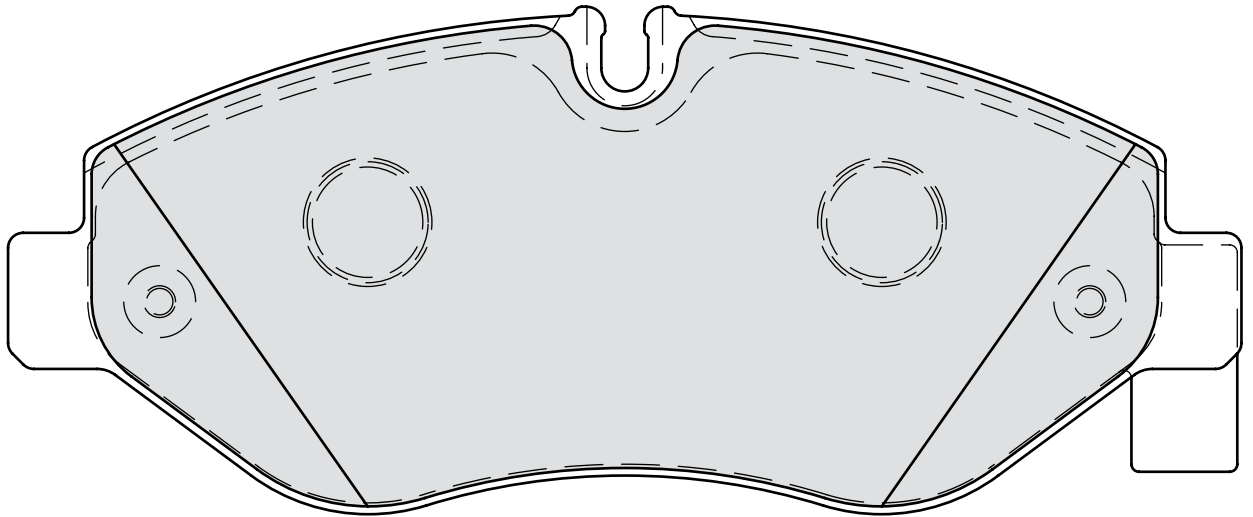


Brembo



2M

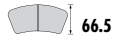
NISSAN Cabstar E  
RENAULT Maxity



# FVR4156



164.8



66.5



20.3

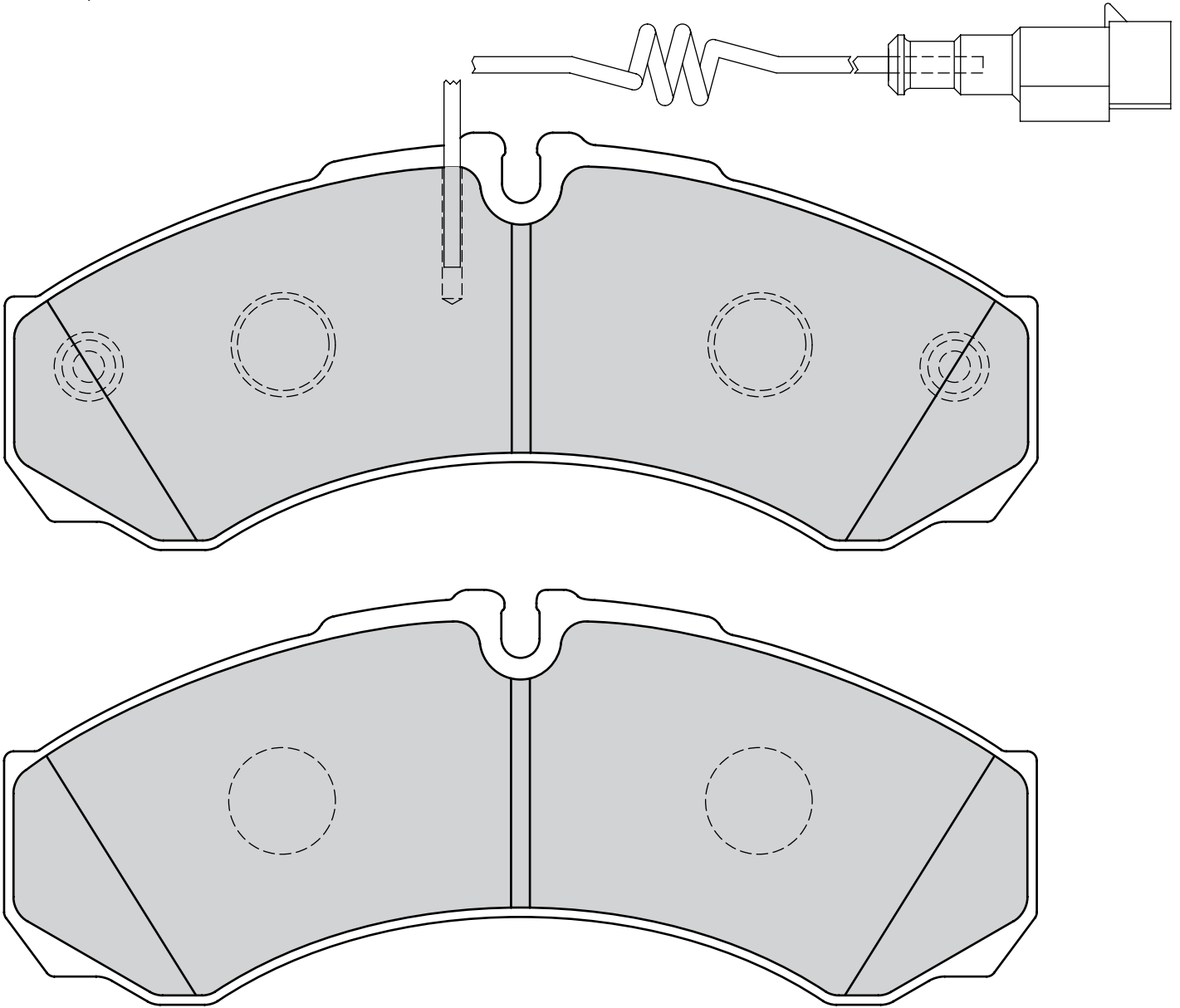


Brembo

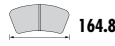


2M

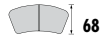
NISSAN Cabstar E  
RENAULT Maxity



**FVR4248**



164.8



68



20

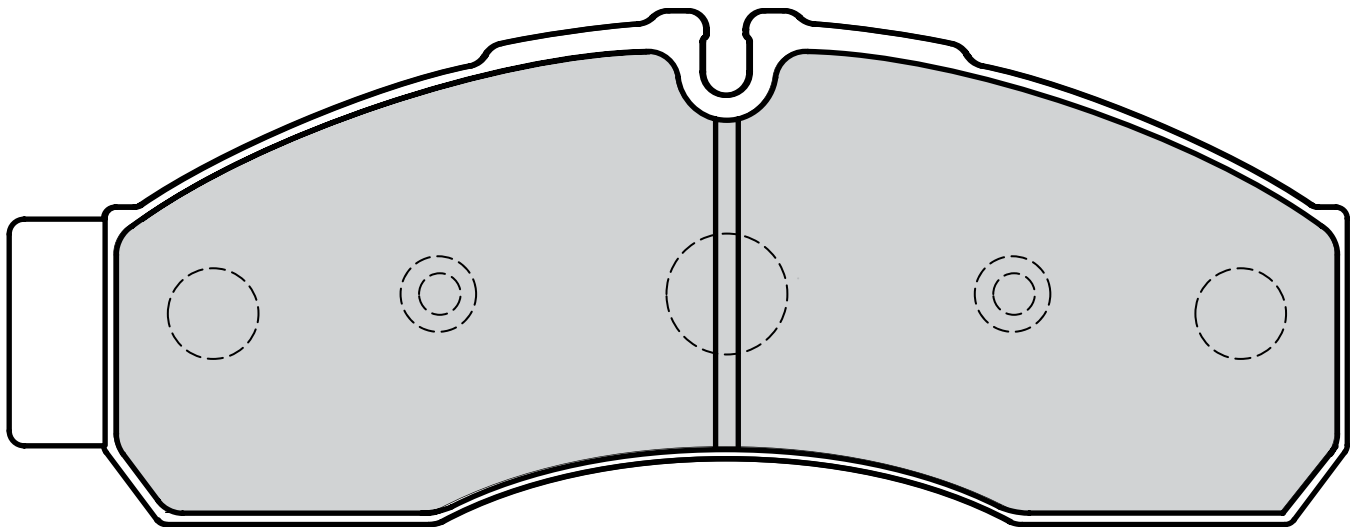
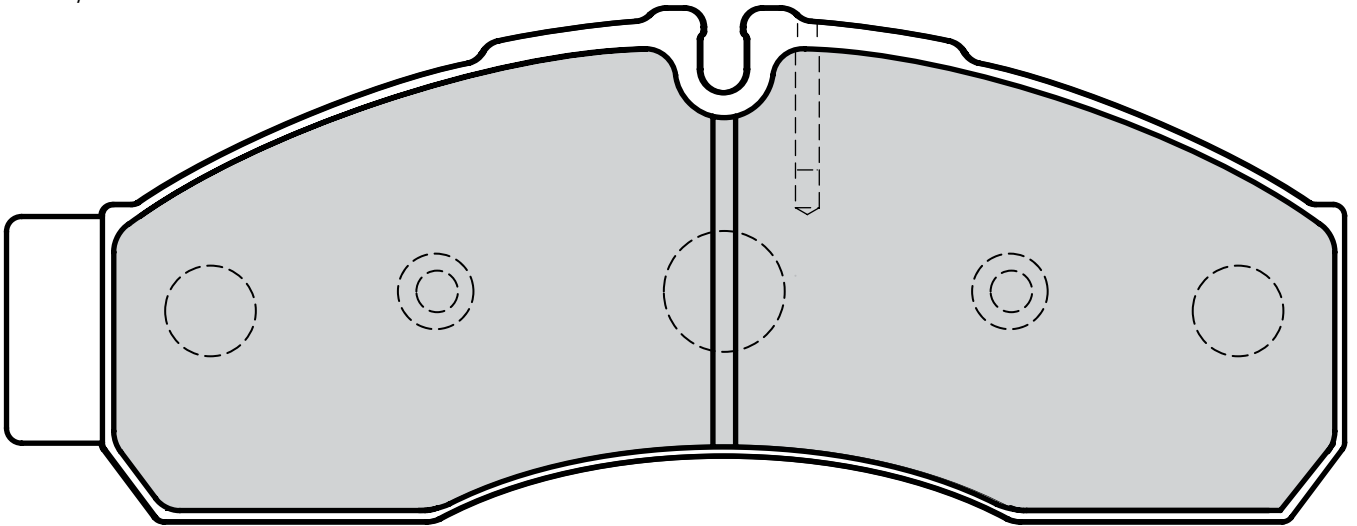


Brembo

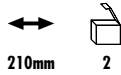


2M

NISSAN Cabstar E  
RENAULT Maxity



## FWI246



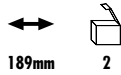
210mm

2

**MERCEDES-BENZ** Sprinter 2-T (901, 902), Sprinter 3-T (903), Sprinter 4-T (904),  
V-Class (638/2), Vito (638):  
**VOLKSWAGEN** LT II (2DX0FE)



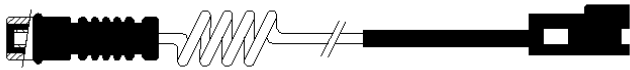
## FWI278



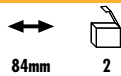
189mm

2

**MERCEDES-BENZ** Sprinter 2-T (901, 902), Sprinter 3-T (903), Sprinter 4-T (904),  
Sprinter Mini Bus (4,6 to)  
**VOLKSWAGEN** LT II (2DX0FE)



## FWI293



84mm

2

**MERCEDES-BENZ** Sprinter 5-T (906)  
**VOLKSWAGEN** Crafter 5 T



## FWI294



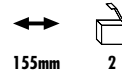
109mm

2

**MERCEDES-BENZ** Sprinter 3-T (906), Sprinter 5-T (906)  
**VOLKSWAGEN** Crafter 3 T, Crafter 5 T



## FWI302



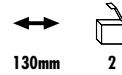
155mm

2

**MERCEDES-BENZ** V-Class (638/2), Vito (638):



## FWI303



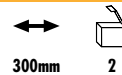
130mm

2

**IVECO** Daily III



## FWI305



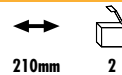
300mm

2

**IVECO** Daily III



## FWI306



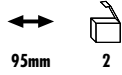
210mm

2

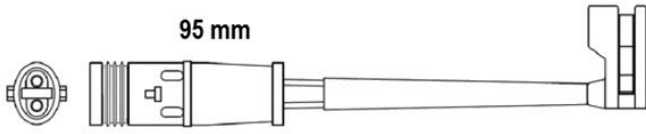
**IVECO** Daily III



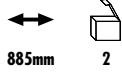
## FWI311



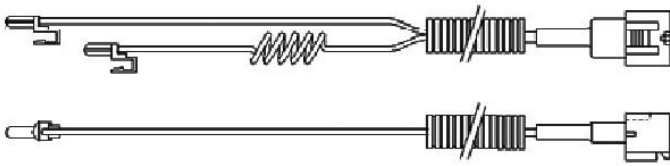
**MERCEDES-BENZ** Sprinter 3-T (906)  
**VOLKSWAGEN** Crafter 3 T



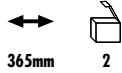
## UAI100



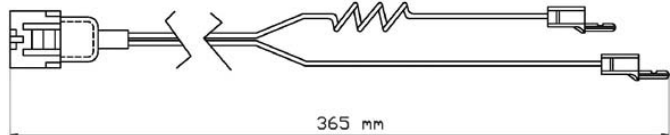
**RENAULT TRUCKS** Midliner/S Series



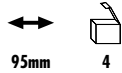
## UAI101



**IRISBUS** Agora  
**MERITOR** All  
**RENAULT TRUCKS** Magnum/AE Series, Major/R Series, Manager/G Series



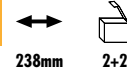
## UAI102



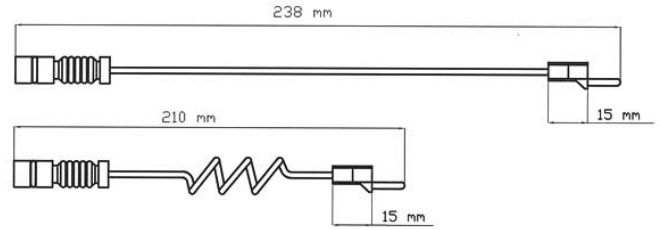
**MERCEDES-BENZ** Mini Bus, T 1 (601), T 1 (602), T 1/TN, T 2/L, T 2/LN1



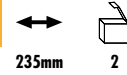
## UAI103



**ERNST AUWÄRTER** Economy, Teamstar  
**MERCEDES-BENZ** MB100, Medio (Midibus), O 409 (5 to 7,5);, O 609/O 611/O 614;,  
T 2/LN1, Vario, Vario Minibus  
**OPTARE** Starider



## UAI104



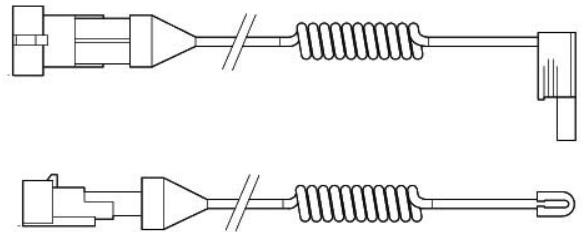
**NISSAN** Ebro  
**VOLVO** B 6-Series; FL 4 Series; FL 6-Series; FLC, FS 7



## UAI105



**IVECO** Eurocargo, Eurostar, Eurotech MH, Eurotech MP, Eurotech MT



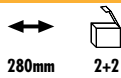
## UAI106



**IVECO** Eurocargo, Eurocargo Tector, Z-Series:

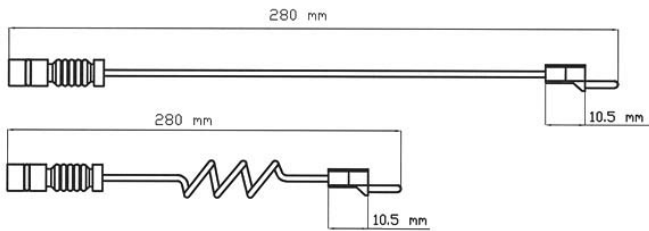


## UAI107

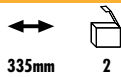


280mm 2+2

**ERNST AUWÄRTER** Eurostar  
**IRISBUS** Heuliez GX317  
**MERCEDES-BENZ** Integro O 550:, O 340/350 - O 404, Tourismo (O 350)  
**MERITOR** All



## UAI108

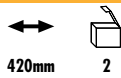


335mm 2

**ERNST AUWÄRTER** Clubstar  
**SETRA** All, Comfortclass 300, Multiclass 300, TopClass 300



## UAI109

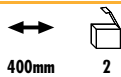


420mm 2

**MERITOR** All  
**RENAULT TRUCKS** Magnum/AE Series, Major/R Series, Manager/G Series

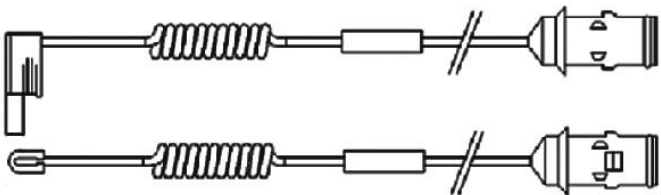


## UAI110



400mm 2

**IVECO** Eurocargo, Eurostar, Eurotech MH, Eurotech MP, Eurotech MT

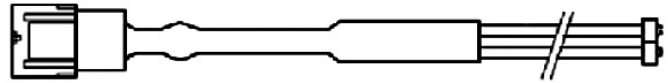


## UAI111



580mm 2

**DENNIS** Javelin Coach  
**MERITOR** All  
**RENAULT TRUCKS** Magnum/AE Series, Major/R Series, Manager/G Series



## UAI113



495mm 2

**IVECO** Eurocargo, Eurocargo Tector, Z-Series:



## UAI115



295mm 2

**IVECO** Daily I, Daily II

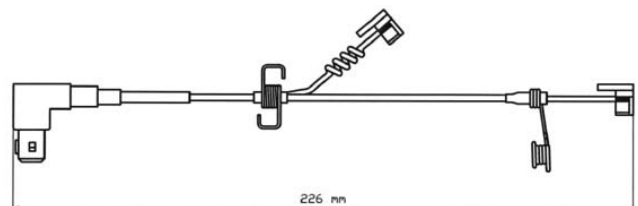


## UAI116

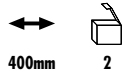


226mm 2

**CAETANO PSV** Enigma 12m, Porto 12m  
**DENNIS** Arrow, Eagle, Elite, Fire Engines, Javelin Coach  
**IRISBUS** Agora, Citelis, Citybus, Heuliez GX217, Heuliez GX317, Heuliez GX417  
**MERITOR** All  
**RENAULT TRUCKS** Magnum/AE Series, Premium Distribution, Premium Route  
**VOLVO** B 10-Series:, B 12-Series:, B-Series:, Citybus, TX (8000.9000)



## UAI117



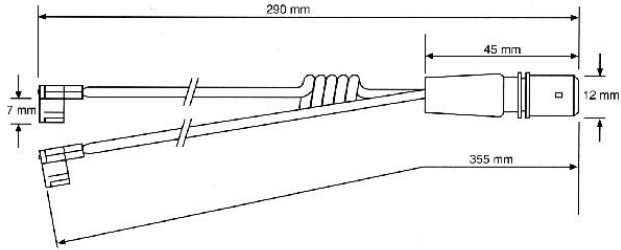
400mm

2

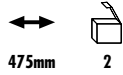
**IRISBUS** Agora, Iliade

**MERITOR** All

**RENAULT TRUCKS** Magnum/AE Series, Major/R Series, Manager/G Series, Premium Distribution, Premium Route



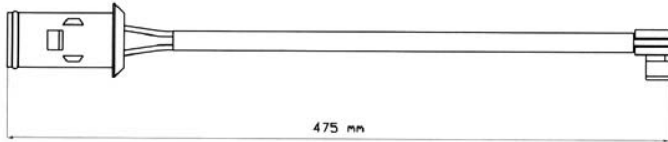
## UAI119



475mm

2

**IVECO** Eurocargo, Eurocargo Tector



## UAI125

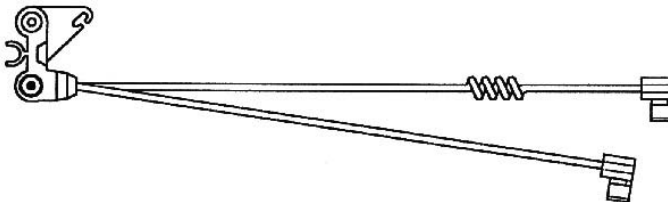


285mm

2

**IRISBUS** Iveco 391 E- 393E - 397E

**IVECO** Eurocargo, Eurostar, Eurotech MH, Eurotech MP, Eurotech MT, Eurotrakker/Eurotrakker Cursor



## UAI126

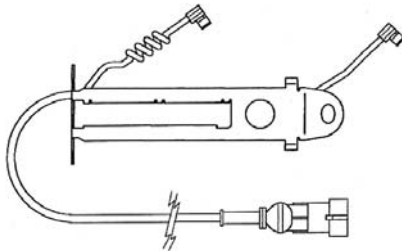


365mm

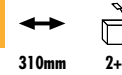
2

**IVECO** Eurocargo, Eurocargo Tector

**PERROT BREMSSEN (WABCO)** All



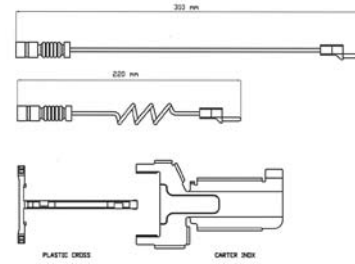
## UAI130



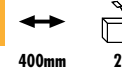
310mm

2+2

**NEOPLAN** Centroliner:, Cityliner:, Euroliner:, Low Floor Buses, Skyliner, Spaceliner:, Starliner, Transliner



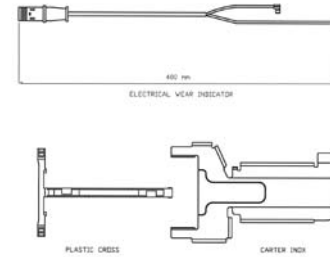
## UAI132



400mm

2

**MAN** Chassis, M2000-L Series, M2000-M Series, M2000-Series (ME Evolution), TGM Series



## UAI134

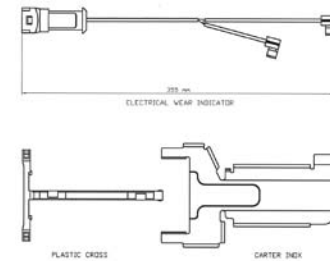


355mm

2

**MERCEDES-BENZ** Tourismo (O 350)

**SETRA** Comfortclass 400, Intercity Bus, Intercity Low Floor Bus, Multiclass 300, TopClass 300, TopClass 400



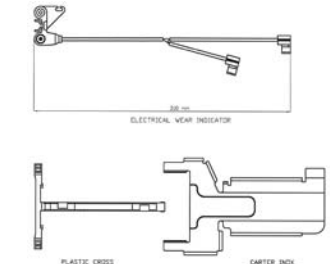
## UAI141



310mm

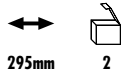
2

**SCANIA** 4-Series, All, K124, L94 Series, R-Series





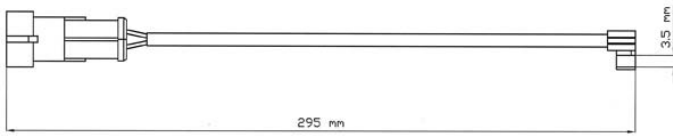
## UAI144



295mm

2

IVECO Daily II



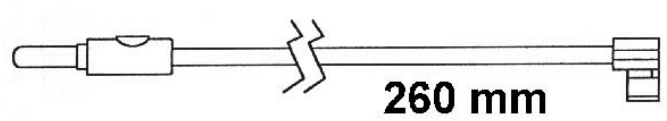
## UAI155



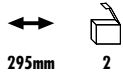
260mm

2

RENAULT Mascott



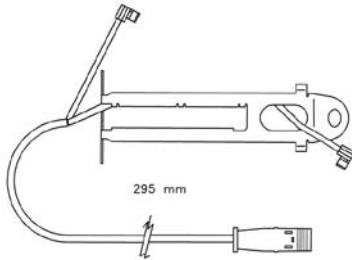
## UAI150



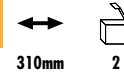
295mm

2

MAN L2000- Series, L2000-Series (LE Evolution), M2000-L Series  
PERROT BREMSSEN (WABCO) All



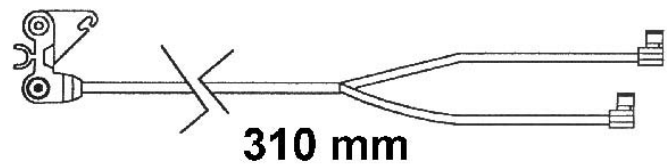
## UAI160



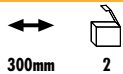
310mm

2

IVECO Eurocargo, Eurocargo Tector, Eurostar, Eurotech MH,  
Eurotrakker/Eurotrakker Cursor, Stralis



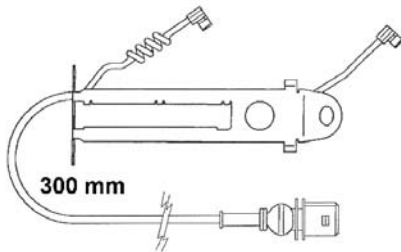
## UAI151



300mm

2

PERROT BREMSSEN (WABCO) All  
RENAULT TRUCKS Midlum Series



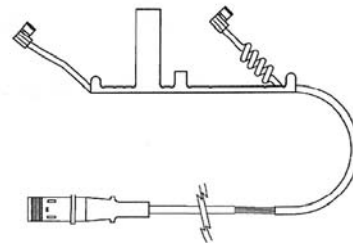
## UAI161



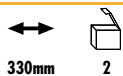
385mm

2

CAETANO PSV Enigma 12m, Porto 12m  
MAN F2000-Series, F90-Series, M2000-L Series, M2000-M Series,  
M2000-Series (ME Evolution)  
MERITOR All



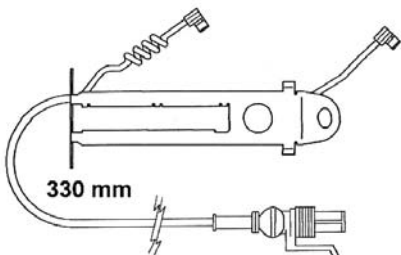
## UAI152



330mm

2

DAF LF 45  
PERROT BREMSSEN (WABCO) All



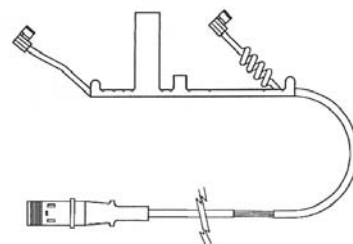
## UAI162



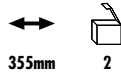
400mm

2

MAN Chassis, EL-Series, EM-Series, Lions Coach, Lions Comfort, Lions Star, NG Series,  
NM-Series, NU, TG-A Series, UL  
MERITOR All

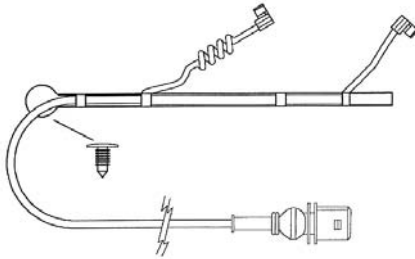


## UAI163

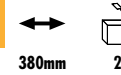


355mm 2

**IRISBUS** Agora, Ares, Arway, Axer, Crealis, Iliade  
**MERITOR** All  
**RENAULT TRUCKS** Magnum E.Tech, Magnum/AE Series, Premium Distribution, Premium Route

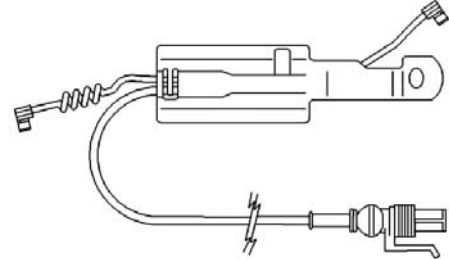


## UAI168

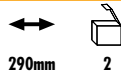


380mm 2

**DAF** LF 55, SB230  
**DENNIS** Enviro  
**GIGANT GROUP** S.A.E. (Dupillier)  
**SOR** SOR 12

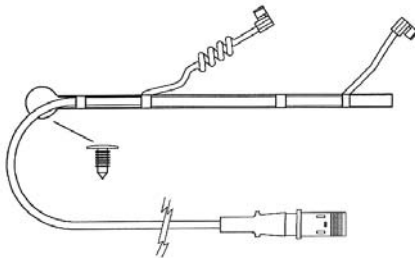


## UAI164



290mm 2

**MAN** EM-Series, F2000-Series, Lions Coach, Lions Comfort, Lions Star, M2000-M Series, M2000-Series (ME Evolution), NG Series, NM-Series, NU, TG-A Series, UL  
**MERITOR** All

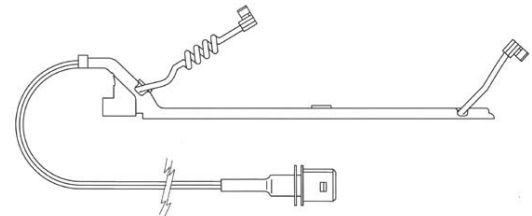


## UAI169

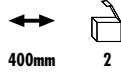


355mm 2

**MERITOR** All, Lift Axles  
**RENAULT TRUCKS** Magnum DXi Series, New Magnum DXi Series, New Midlum Series, Premium 2 (Distribution/Route)  
**VOLVO** FH-Series:

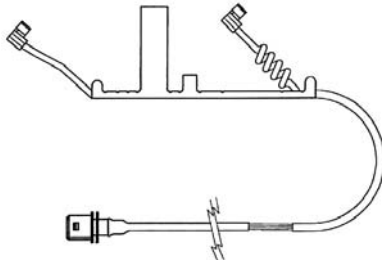


## UAI165

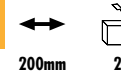


400mm 2

**IRISBUS** Citelis, Citybus

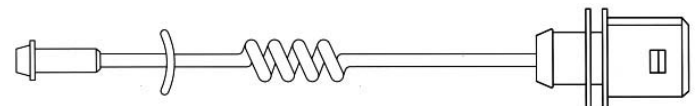


## UAI170



200mm 2

**IRISBUS** Iveco 491/591  
**MERITOR** All

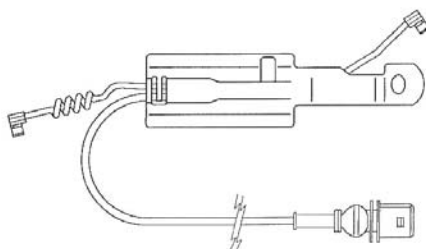


## UAI166

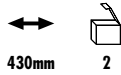


450mm 2

**CRANE FRUEHAUF** All  
**GIGANT GROUP** SMB  
**PERROT BREMSSEN (WABCO)** All  
**RENAULT TRUCKS** Midlum Series  
**SAF** All



## UAI171



430mm

2

BPW Eco Max SB/SN6 (SB3745), Eco Plus SB/SN6 (SB3745), Eco Plus SB/SN7 (SB4345), SH Series SB/SN7 (SB4345), SKH Series SB/SN6 (SB3745)

CRANE FRUEHAUF All

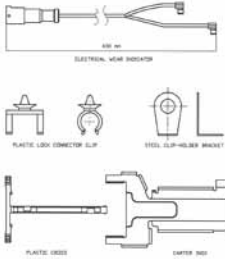
DISCOS Trailer

GIGANT GROUP S.A.E. (Dupillier), SMB

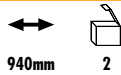
HALDEX MKIV, ModulX

KNORR-BREMSE All

SAF All



## UAI172



940mm

2

BPW Eco Max SB/SN6 (SB3745), Eco Plus SB/SN6 (SB3745), Eco Plus SB/SN7 (SB4345), SH Series SB/SN7 (SB4345), SKH Series SB/SN6 (SB3745)

CRANE FRUEHAUF All

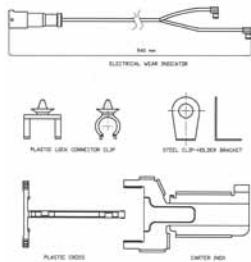
DISCOS Trailer

GIGANT GROUP S.A.E. (Dupillier), SMB

HALDEX MKIV, ModulX

KNORR-BREMSE All

SAF All



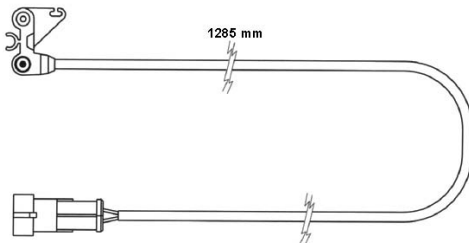
## UAI173



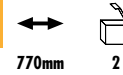
1285mm

2

IVECO Eurocargo, Eurocargo Tector, Eurostar, Eurotech MH, Eurotech MP, Eurotech MT, Eurotrakker/Eurotrakker Cursor, Stralis



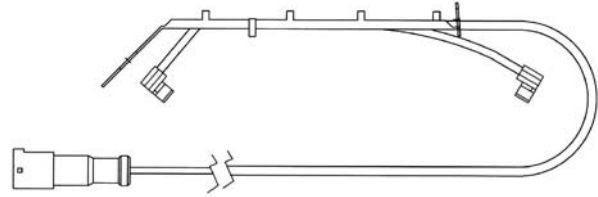
## UAI174



770mm

2

SAF All



## UAI175



365mm

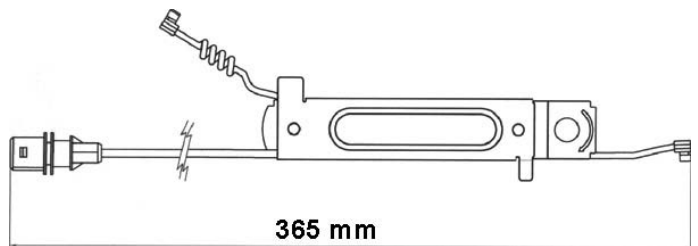
2

GIGANT GROUP SMB

HALDEX DB19

RENAULT TRUCKS New Midlum Series Dxi

VOLVO FL Series



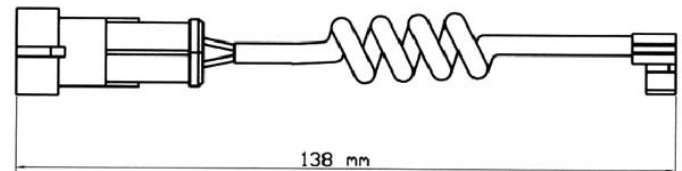
## UAI176



150mm

2

IVECO Eurocargo, Eurocargo Tector



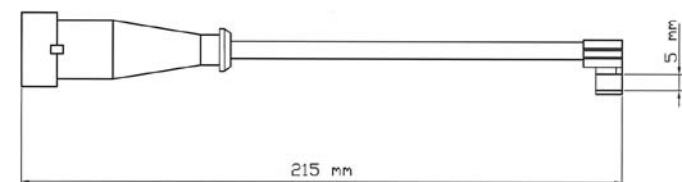
## UAI177



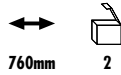
215mm

2

IVECO Eurocargo



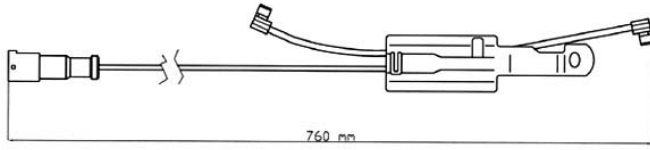
## UAI178



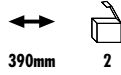
760mm

2

**PERROT BREMSSEN (WABCO) All**  
**SAF All**



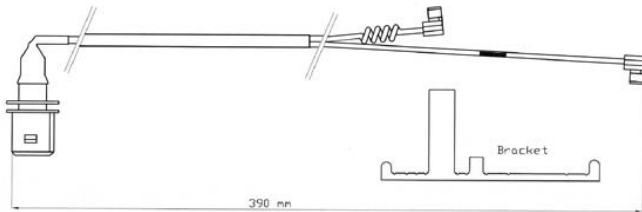
## UAI179



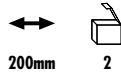
390mm

2

**IRISBUS Citelis**



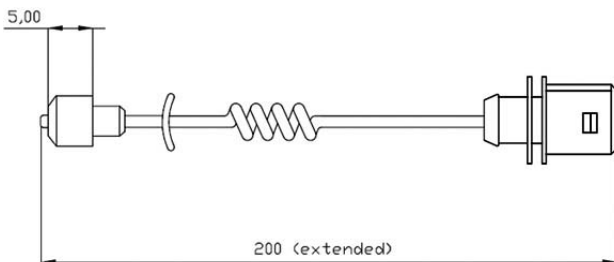
## UAI180



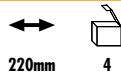
200mm

2

**MERITOR All**




## UAI200



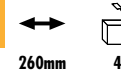
220mm

4

**MERCEDES-BENZ Mini Bus, T 1-Series; T 2-Series;**  
**PERROT BREMSSEN (WABCO) All**



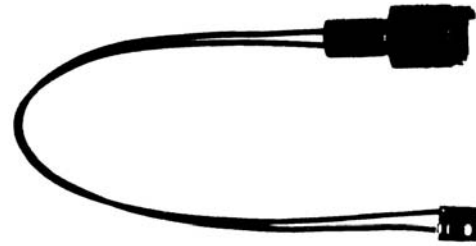
## UAI201



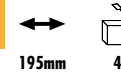
260mm

4

**MERCEDES-BENZ O 409 (5 to); O 409 (6 to); O 409 (7,5 to); O 606/O 611/O 614;**  
**T 2-Series;**  
**OPTARE Starider**



## UAI202



195mm

4

**BOVA Futura (Mercedes-Chass.)**

**IRISBUS Heulix GX44 (Mercedes ch.)**

**MAN 14 to-Series; 15 to-Series; F2000-Series (23 to); F2000-Series (26 to);**  
**F90-Series (23 to); F90-Series (24 to); F90-Series (25 to); F90-Series (26 to);**  
**F90-Series (33 to); FR / FRH-Series; Lions Comfort; Lions Star / Lions Coach; Lions Star;**  
**M90-Series (24 to); SD / SL / NL-Series; SG / NG-Series; SR-Series; SU-Series;**  
**TG-A Series; Underfloor-Series;**

**MERCEDES-BENZ Actros (2-Axle); Actros (3-Axle);**

**Actros (4-Axle); Atego I, Atego II, Concerto O 345; LK/LN2-Series (11 to);**

**LK/LN2-Series (12 to); LK/LN2-Series (13 to); LK/LN2-Series (15/16 to); LK/LN2-Series (6,5 to);**

**LK/LN2-Series (7,5 to); LK/LN2-Series (8 & 8,6 to); LK/LN2-Series (9 to); MK/SK-Series (17 to);**

**MK/SK-Series (18 to); MK/SK-Series (19 to); MK/SK-Series (20 to); MK/SK-Series (22 to);**

**MK/SK-Series (24 to) 6x2; MK/SK-Series (24 to) 6x4; MK/SK-Series (24 to);**

**MK/SK-Series (25 to) 6x4; MK/SK-Series (25 to); MK/SK-Series (26 to) 6x4;**

**MK/SK-Series (26 to) 6x6; MK/SK-Series (32 to); MK/SK-Series (32-35 to);**

**MK/SK-Series (32-38 to); MK-Series (14 to); NG-Series (12 to); NG-Series (14 to);**

**NG-Series (16 to); NG-Series (19 to); NG-Series (20 to); NG-Series (22 to);**

**NG-Series (24 to); NG-Series (26 to); NG-Series (30/32 to); NG-Series (32 to);**

**NG-Series (32-48 to); NG-Series (35 to); NG-Series (38 to); O 1114/O 1117/O 1120;**

**O 301; O 303; O 305/O 307; O 340; O 402; O 405/O 407; O 408; O 814 (7,5 to);**

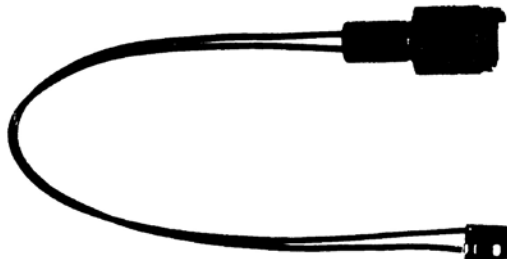
**O 814 (8/8,6 to); O 817;**

**NEOPLAN Cityliner; Jetliner; Skyliner;**

**OPTARE Prisma**

**SANOS All**

**VAN HOOL All, G-Series;**



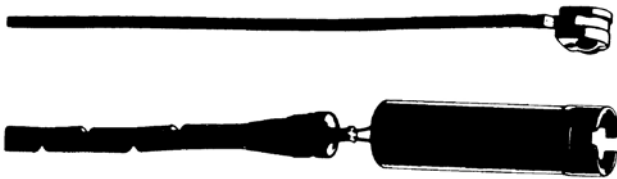
## UAI205



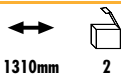
205mm

2

**MAN** 14 to-Series; 15 to-Series; 16 to-Series; 17 to-Series; 19 to-Series; 20/22 to-Series; 24 to-Series; 26 to-Series; 30 to-Series; 32/33 to-Series; 38 to-Series; 40 to-Series; 41 to-Series; EL-Series; EM-Series; F2000-Series (19 to); F2000-Series (23 to); F2000-Series (26 to); F2000-Series (27 to); F2000-Series (32 to); F2000-Series (33 to); F2000-Series (35 to); F2000-Series (40 to); F2000-Series (41 to); F2000-Series (48 to); F90-Series (19 to); F90-Series (19 to); 4x4, F90-Series (23 to); F90-Series (24 to); F90-Series (25 to); F90-Series (26 to); F90-Series (27 to); F90-Series (30 to); F90-Series (32 to); F90-Series (33 to); F90-Series (35 to); F90-Series (40 to); F90-Series (41 to); F90-Series (48 to); FR / FRH-Series; M2000-Series; M90-Series (17 to); M90-Series (18 to); M90-Series (24 to); NM-Series; SD / SL-Series; SG-Series; SR-Series; SÜ-Series; TG-A Series; Underfloor-Series (U 90); Underfloor-Series  
**MCW** Metrobus  
**OPTARE** Excel  
**RENAULT TRUCKS** Saviem



## UAI207



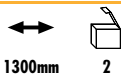
1310mm

2

**IVECO** Eurotrakker , Eurotrakker Cursor



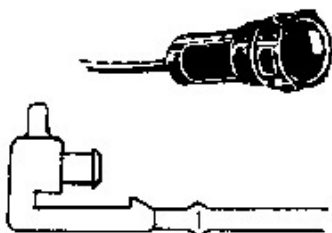
## UAI208



1300mm

2

**IVECO** EuroStar, EuroTech



## UAI209



548mm

2

**IVECO** EuroCargo, EuroCargo Tector



## UAI210



1520mm

2

**IRISBUS** Iveco 491/591



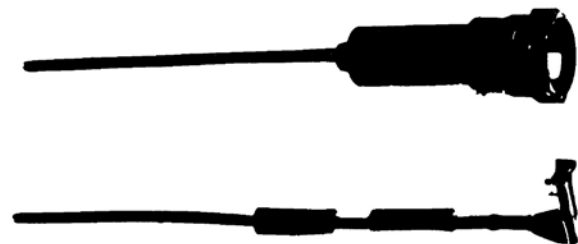
## UAI211



955mm

2

**IVECO** EuroCargo



**BCR101A**

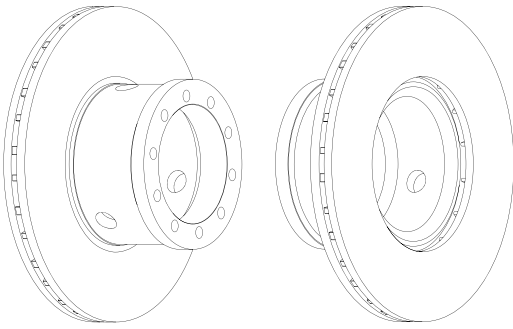
∅	A	B	C	D
315	26	24	122	119

⊙	Kg
10xM12	13.1



ABS

AVIA - DAEWOO (Czech) A60, A75, A80, D60, D75, D80, D95  
DAF F 600, F 800 Series, Roadrunner, Swift

**BCR106A**

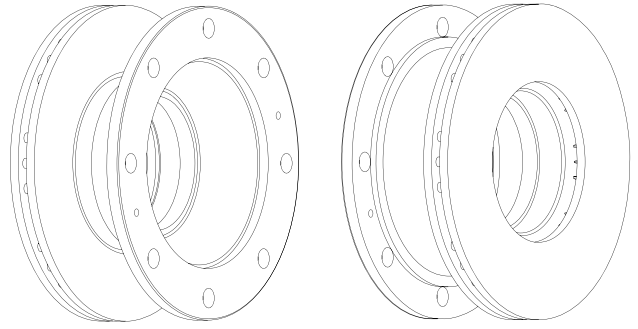
∅	A	B	C	D
322	30	27.8	134	215

⊙	Kg
8x20,15 2xM10	18



ABS

IVECO Eurocargo

**BCR104A**

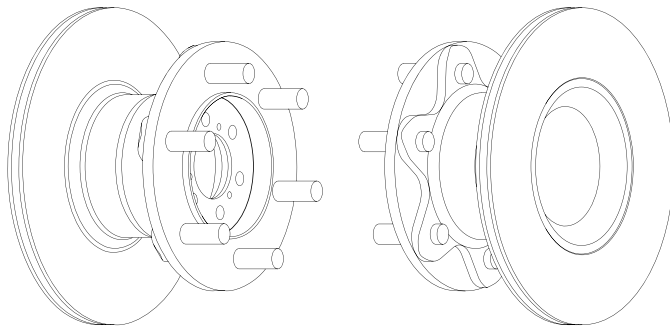
∅	A	B	C	D
280	16	13	142	105

⊙	Kg
6xM18 6x12,5 3xM6	13.4
	6 M18x1.5 44mm



ABS

IVECO Daily, Daily I

**BCR107A**

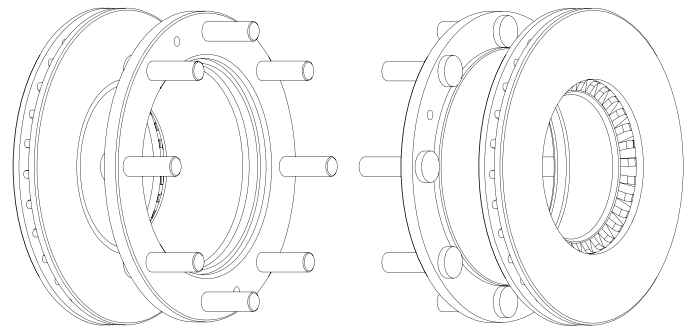
∅	A	B	C	D
322	30	27.8	129	220

⊙	Kg
8x20,15 2xM10	19.4
	8 M20x1,25x58mm



ABS

IVECO Z-Series:

**BCR105A**

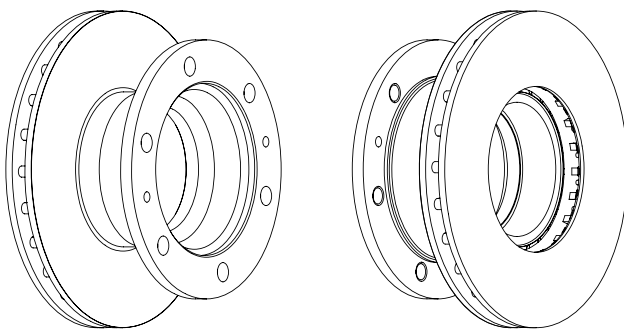
∅	A	B	C	D
304	30	27.8	128	165

⊙	Kg
6x18,15 2xM10	13.9



ABS

IVECO Eurocargo, Eurocargo Tector

**BCR108A**

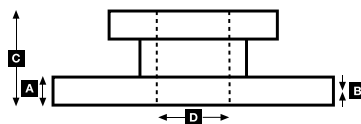
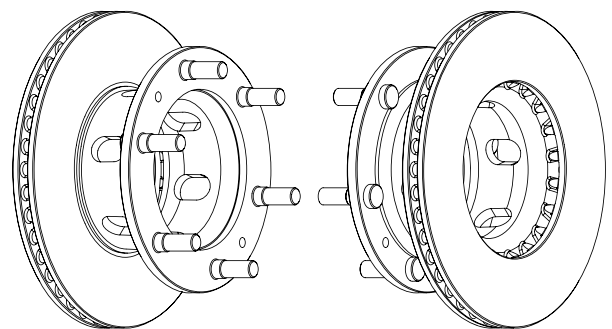
∅	A	B	C	D
315	26	23	118.5	160

⊙	Kg
6x18,05 2xM10	13.7
	6 M18x1,5x46mm



ABS

IVECO Z-Series:



**BCR110A**

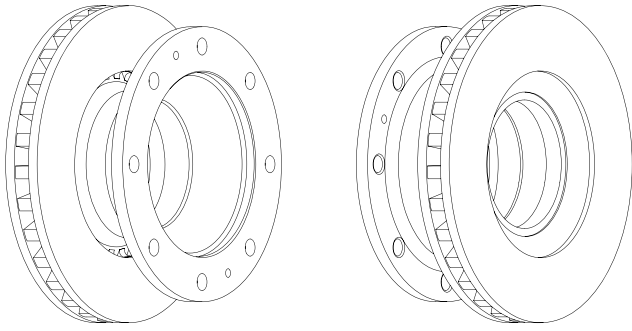






 Kg 31  ABS  
 370 45 41 150 215 8x20 2xM10 8 M20x1,5 59mm L

FORD Supercargo  
IVECO Eurocargo

**BCR113A**

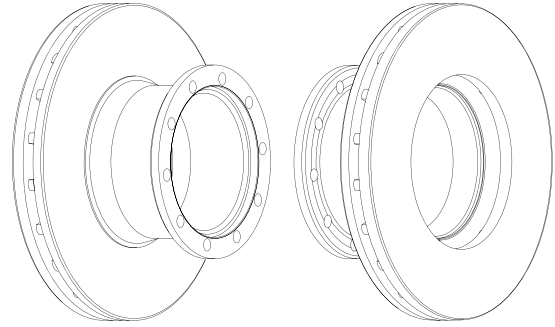








 Kg 32.7  ABS  
 406 48 38 175 194 10xM16

SETRA All

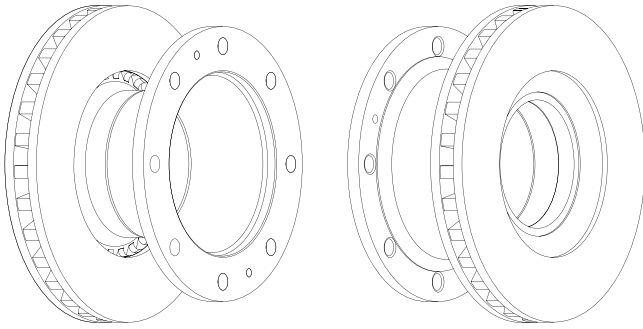
**BCR111A**







 Kg 32  ABS  
 370 45 41 181.5 215 8x22,15 2xM10 8 M22x1,5 59mm L

FORD Supercargo  
IVECO Eurocargo

**BCR114A**

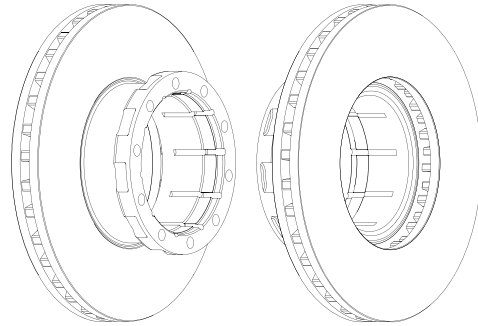






 Kg 32.5  ABS  
 432 45 35 135 194 10xM16

SETRA All, Comfortclass 300, Multiclass 300, TopClass 300

**BCR112A**

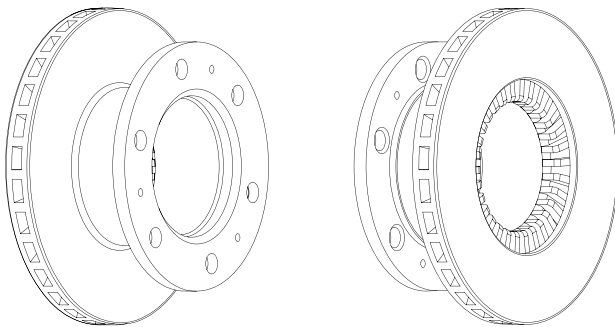










 Kg 14.6  ABS  
 322 30 27.8 126 148 6x21 3xM8

FORD Cargo:

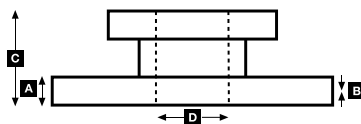
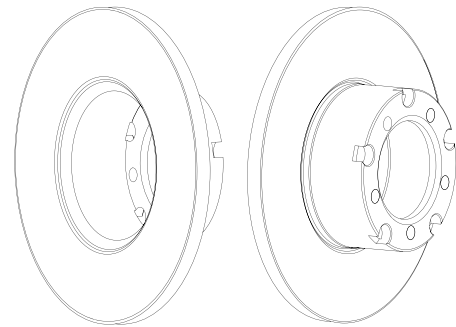
**BCR116A**




 Kg 7  ABS  
 280 16 13 78.5 88 5x18 5x12,5



MERCEDES-BENZ Mini Bus, T 1 (601), T 1 (602), T 1/TN, T 2/LN1






**BCR117A**



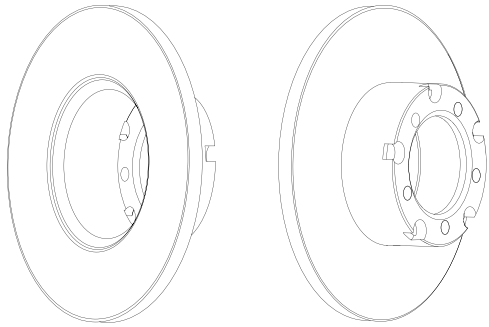








280 22 19 78.5 88 5x18 5x12,5 8.7

MERCEDES-BENZ T 1/TN, T 2/L, T 2/LN1

**BCR120A**







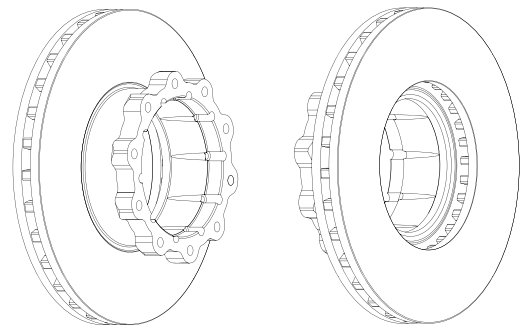




438 45 41 135 195 10xM14 33.5

ERNST AUWÄRTER Eurostar

MERCEDES-BENZ Integro O 550-, O 340/350 - O 404, Tourismo (O 350)

**BCR118A**





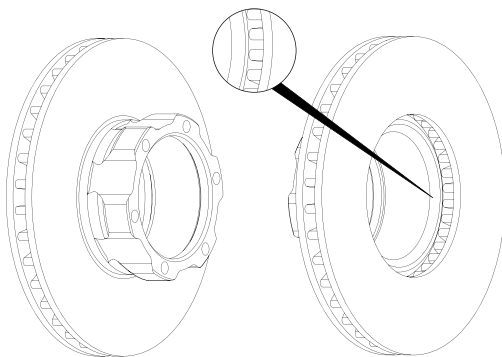






304 30 26 91 118 6xM12 10.5

MERCEDES-BENZ O 409 (5 to 7,5); T 2/LN1

**BCR122A**







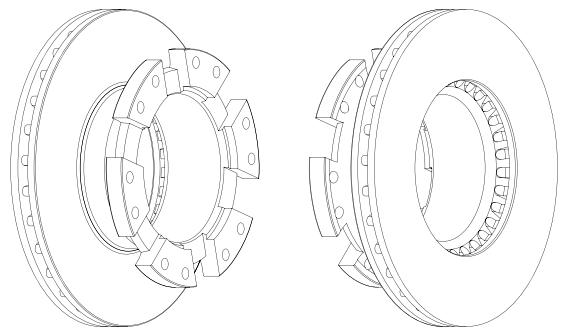




324 30 27 111 165 12x13 13

MCW Metrorider

OPTARE Metrorider, Solo

**BCR119A**









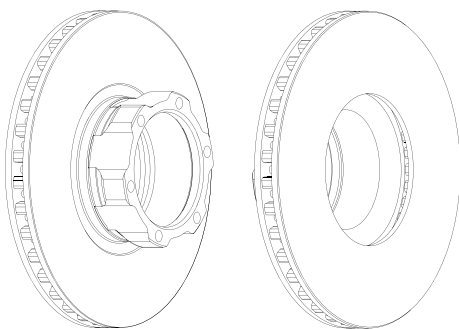


324 30 26 91 118 6xM12 11

ERNST AUWÄRTER Economy, Teamstar

MERCEDES-BENZ O 609/O 611/O 614.; T 2/LN1

OPTARE Starider

**BCR126A**









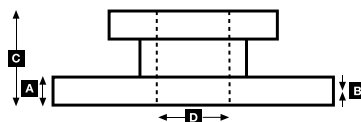
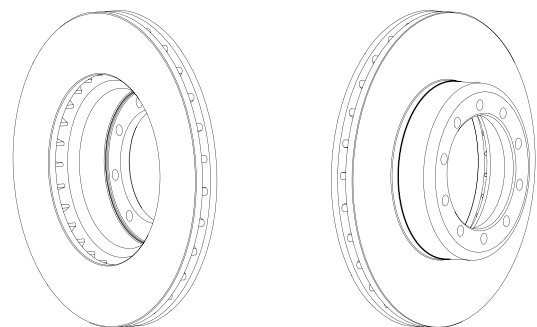


354 30 26 82 128 10x12,4 14.2

DENNIS Fire Engines

MAN Regal/Regent

RENAULT TRUCKS Midliner/C Series, Midliner/M Series, Midliner/S Series





**BCR127A**

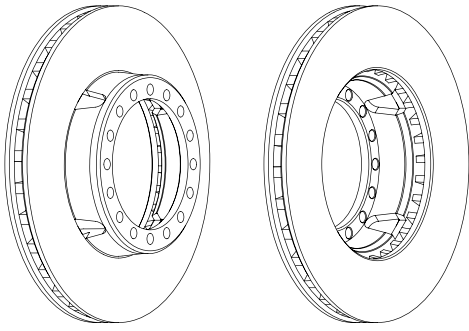
∅	<b>A</b>	<b>B</b>	<b>C</b>	<b>D</b>
350	30	26	73	145

	<b>Kg</b>
16x12,1	13



ABS

**MENARINI All**  
**RENAULT BUS R312**

**BCR131A**

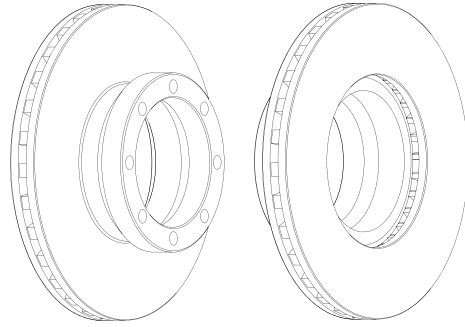
∅	<b>A</b>	<b>B</b>	<b>C</b>	<b>D</b>
322	30	28	90	132

	<b>Kg</b>
8xM14	13.6



ABS

**VOLVO B 6-Series; FL 6-Series; FLC, FS 7**

**BCR128A**

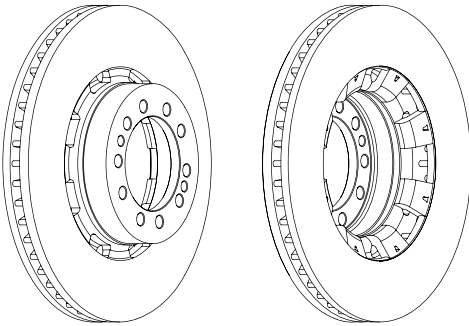
∅	<b>A</b>	<b>B</b>	<b>C</b>	<b>D</b>
440	44,4	39	100	131

	<b>Kg</b>
10x17,2 2xM14	29



ABS

**RENAULT TRUCKS** Magnum/AE Series, Major/R Series, Manager/G Series

**BCR132A**

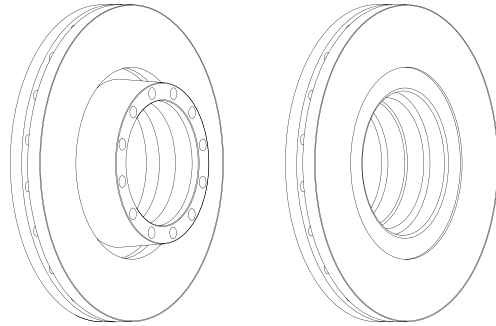
∅	<b>A</b>	<b>B</b>	<b>C</b>	<b>D</b>
430	50	46	102	170

	<b>Kg</b>
12xM16	35



ABS

**IVECO** Eurocargo, Eurostar, Eurotech MH, Eurotech MP, Eurotech MT

**BCR130A**

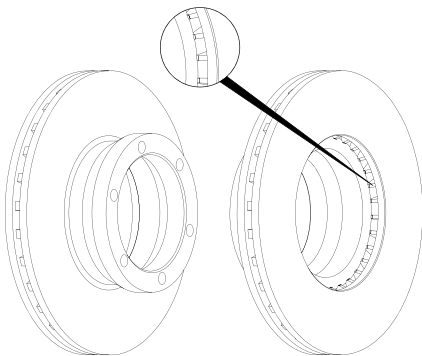
∅	<b>A</b>	<b>B</b>	<b>C</b>	<b>D</b>
322	30	27	90	132

	<b>Kg</b>
6xM14	14



ABS

**VOLVO FL 4 Series; FLC**

**BCR133A**

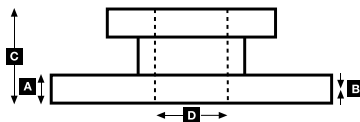
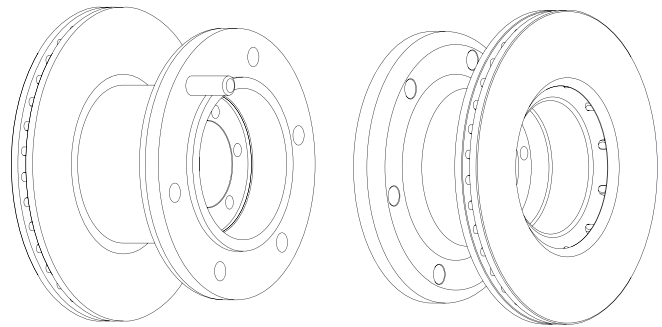
∅	<b>A</b>	<b>B</b>	<b>C</b>	<b>D</b>
290	25	23	160	120

	<b>Kg</b>
6x12,5 6xM18	20.2



ABS

**IVECO** Daily I



**BCR134A**



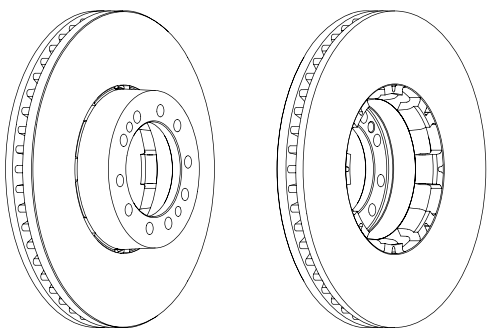




 Kg  ABS

438 45 35 96.4 131 10x17,1 2xM14 31.3

IRISBUS Agora, Citybus, Heuliez GX217, Heuliez GX317, Heuliez GX417, Iliade  
 RENAULT TRUCKS Magnum/AE Series, Premium Distribution, Premium Route

**BCR142A**



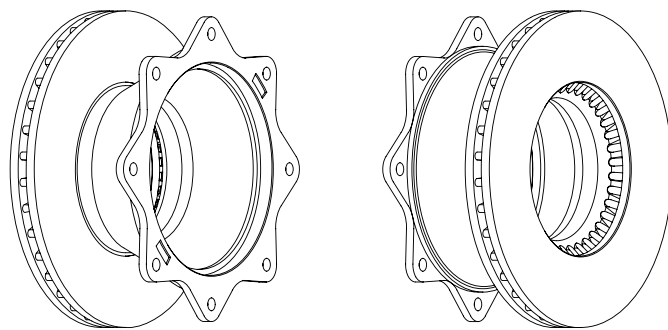




 Kg  ABS

322 30 27.8 138 216 8x13,1 15.7

VOLVO FL 6-Series, FLC

**BCR139A**



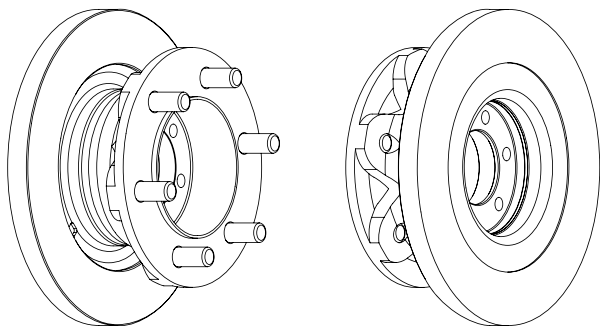




 Kg  ABS

290 22 19 111 68 6xM18 6x12,4 15 6 M18x1.5x34mm

IVECO Daily I, Daily II

**BCR143A**



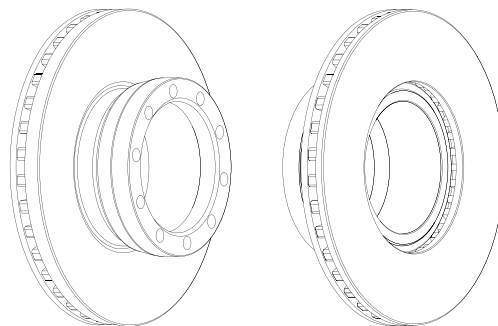




 Kg  ABS

324 30 24 102 135 10xM14 13.5

MAN L2000-Series

**BCR140A**



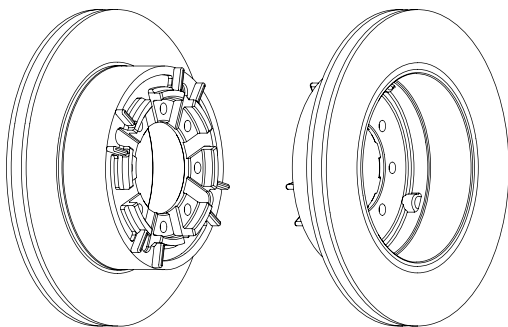




 Kg  ABS

289 22 19 84 84 8x10,5 9.3

IVECO Daily I, Daily II

**BCR144A**



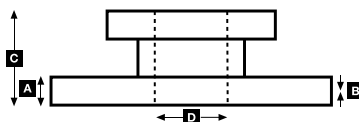
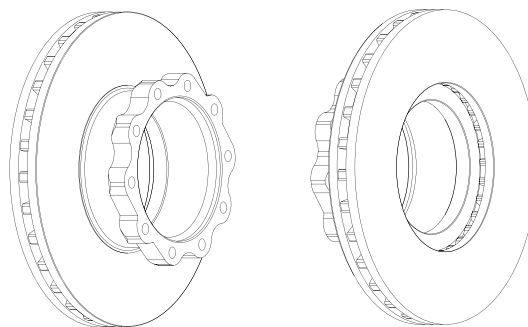




 Kg  ABS

438 45 35 135 200 10xM16 36

MAN Chassis, EL-Series, EM-Series, F2000-Series, Lions Coach, Lions Comfort, Lions Star, NG Series, NM-Series, NU, UL



**BCR145A**

∅	<b>A</b>	<b>B</b>	<b>C</b>	<b>D</b>
430	45	37	132	211

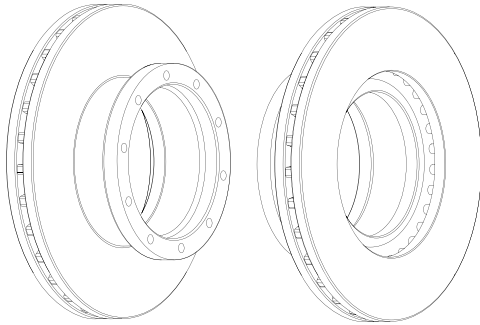
	<b>Kg</b>
10xM14	34.2



ABS

DISCOS Trailer

**MERCEDES-BENZ** Actros I, Actros II/III, Atego II, Axor, Citaro (O 530), Cito (O 520),  
Econic, Powerliner Series, Turismo (O 350), Travego (O 580)  
**SETRA** Comfortclass 400, TopClass 400

**BCR148A**

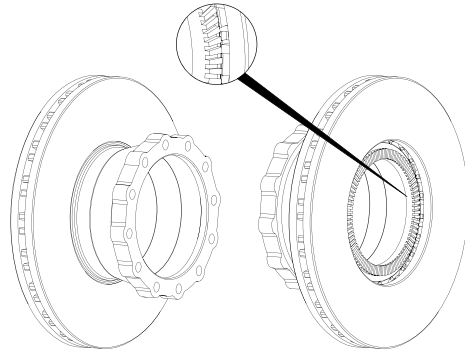
∅	<b>A</b>	<b>B</b>	<b>C</b>	<b>D</b>
330	34	31	124	157

	<b>Kg</b>
12xM12	17.1



ABS

MAN L2000- Series, L2000-Series (LE Evolution)

**BCR146A**

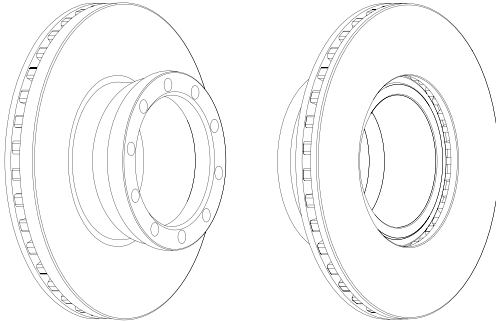
∅	<b>A</b>	<b>B</b>	<b>C</b>	<b>D</b>
330	34	30	104	135

	<b>Kg</b>
10xM14	16.4



ABS

MAN L2000- Series, L2000-Series (LE Evolution), M2000-L Series

**BCR151A**

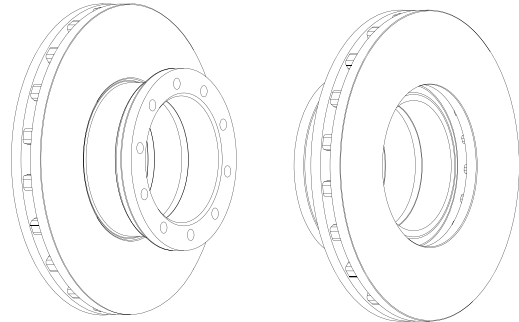
∅	<b>A</b>	<b>B</b>	<b>C</b>	<b>D</b>
375	44	37	128	154

	<b>Kg</b>
10xM14	25



ABS

DAF F 50 Series, F 55 Series

**BCR147A**

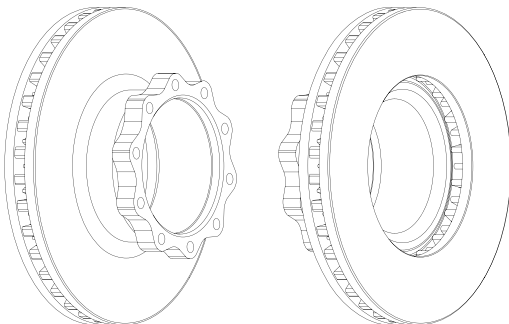
∅	<b>A</b>	<b>B</b>	<b>C</b>	<b>D</b>
377	45	38	128	162

	<b>Kg</b>
10xM14	23



ABS

MAN M2000-L Series, M2000-M Series, M2000-Series (ME Evolution), TGM Series  
SOR SOR 10.5, SOR 12, SOR 9.5

**BCR155A**

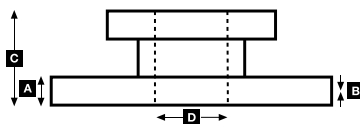
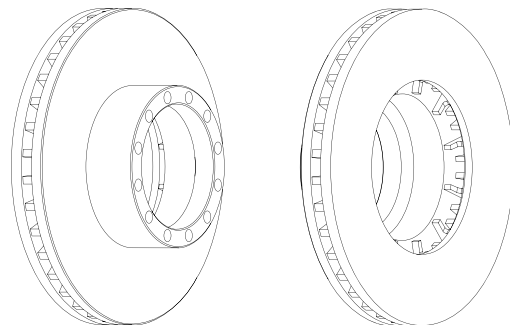
∅	<b>A</b>	<b>B</b>	<b>C</b>	<b>D</b>
410	48	40	120	162

	<b>Kg</b>
12xM16	29.1



ABS

VAN HOOL All



**BCR156A**

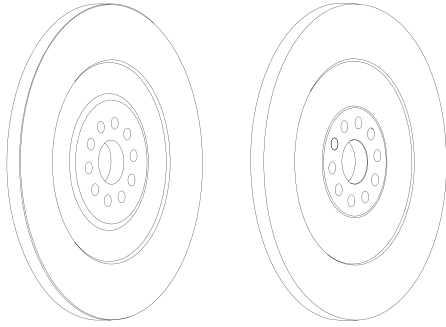
∅	<b>A</b>	<b>B</b>	<b>C</b>	<b>D</b>
374	22	20	22	60

	<b>Kg</b>
10x16,7	9.5



ABS

MERCEDES-BENZ MB-Trac, Unimog

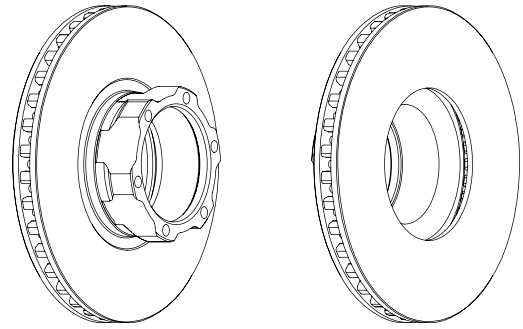
**BCR163A**

∅	<b>A</b>	<b>B</b>	<b>C</b>	<b>D</b>
324	30	26	91	118

	<b>Kg</b>
6xM12	11



ABS

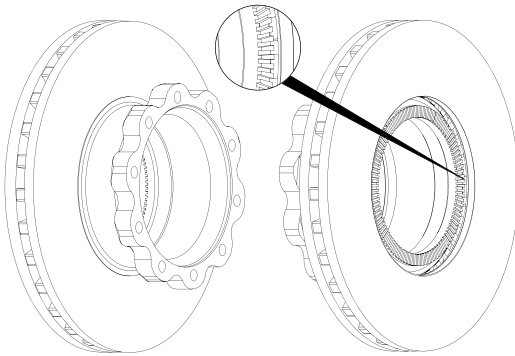
ALEXANDER PSV ALX 100, Mini  
MERCEDES-BENZ Vario, Vario Minibus**BCR161A**

∅	<b>A</b>	<b>B</b>	<b>C</b>	<b>D</b>
432	45	37	135	208

	<b>Kg</b>
10xM16	35



ABS

MAN F2000-Series, F90-Series, M2000-L Series, M2000-M Series,  
M2000-Series (ME Evolution), TG-A Series:**BCR164A**

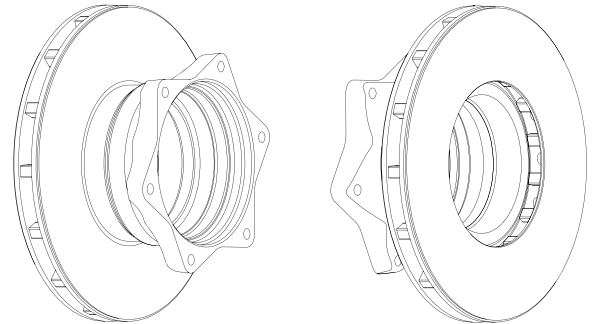
∅	<b>A</b>	<b>B</b>	<b>C</b>	<b>D</b>
304	30	26	120	157

	<b>Kg</b>
6xM12	11.4



ABS

MERCEDES-BENZ Vario, Vario Minibus

**BCR162A**

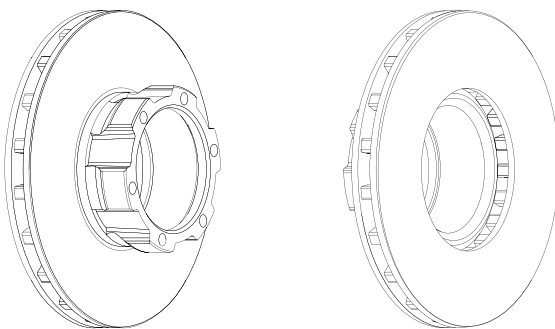
∅	<b>A</b>	<b>B</b>	<b>C</b>	<b>D</b>
304	30	26	91	118

	<b>Kg</b>
6xM12	10.5



ABS

MERCEDES-BENZ Vario, Vario Minibus

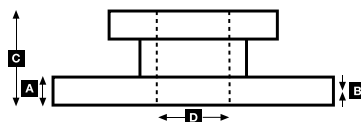
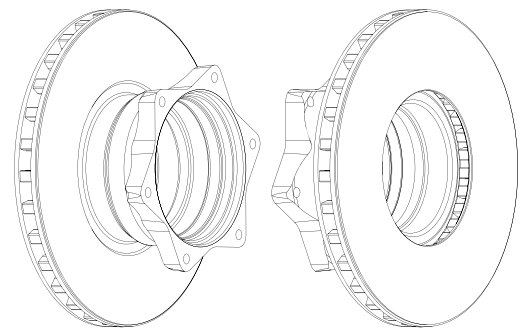
**BCR165A**

∅	<b>A</b>	<b>B</b>	<b>C</b>	<b>D</b>
324	30	26	120	157

	<b>Kg</b>
6xM12	12.2



ABS

ALEXANDER PSV ALX 100, Mini  
MERCEDES-BENZ Vario, Vario Minibus

**BCR168A**

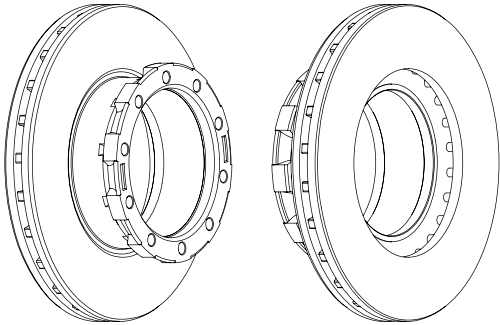
430 45 37 131 203



10xM16

Kg  
34.4

ABS

**BOVA Futura, Futura (3-Axle)****NEOPLAN Centroliner, Cityliner, Euroliner, Jetliner, Low Floor Buses, Spaceliner, Starliner, Transliner**  
**SOLARIS City Bus****BCR172A**

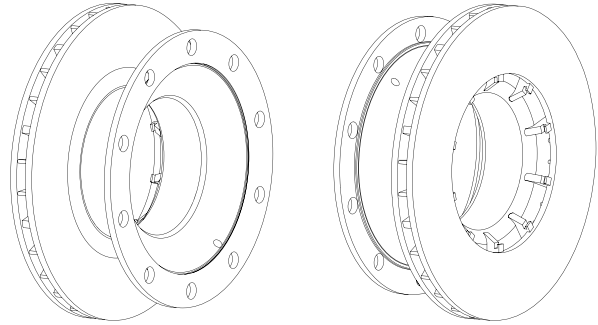
430 45 37 159.5 290



10x23 2x10

Kg  
37.5

ABS

**BPW SH Series SB/SN7 (SB4345)****BCR173A**

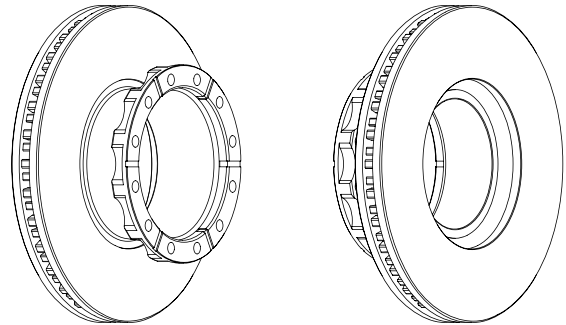
436 45 37 138.5 210



12xM16

Kg  
37.7

ABS

**IRISBUS Iveco 391 E- 393E - 397E****IVECO Eurocargo, Eurostar, Eurotech MH, Eurotech MP, Eurotech MT, Eurotrakker/Eurotrakker Cursor****BCR169A**

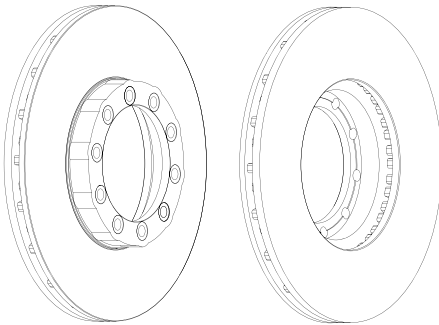
276 24 22.4 44 102



10x10,6

Kg  
6.6

ABS

**RENAULT TRUCKS B Series****BCR174A**

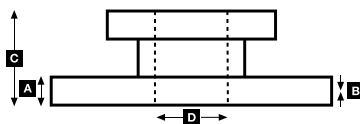
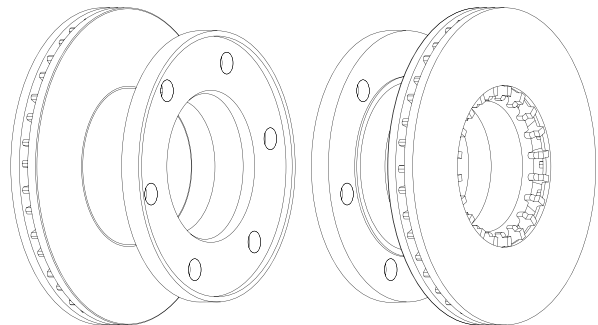
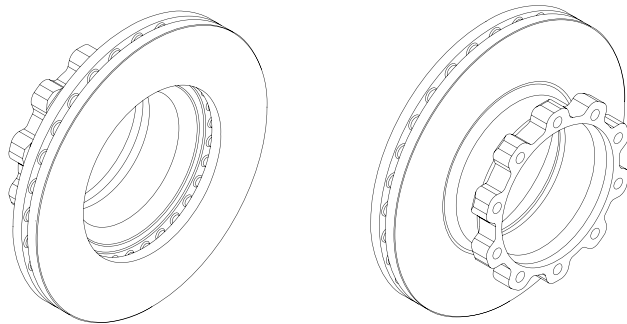
304 30 27.8 134.5 250



6x21


Kg  
15


ABS

**RENAULT TRUCKS Midliner/S Series****BERKHOF PSV Excellence, Scania Chassis****SCANIA 4-Series, All, K124, L94 Series, R-Series**

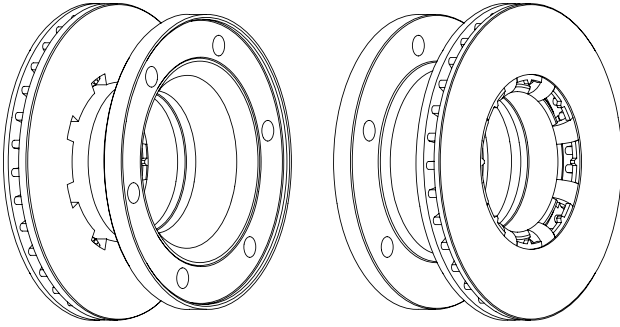
**BCR175A**

$\varnothing$  **A** **B** **C** **D**  
 322 30 27.8 140 290

 **Kg**  
 6x21 18

 **ABS**

RENAULT TRUCKS Midliner/S Series

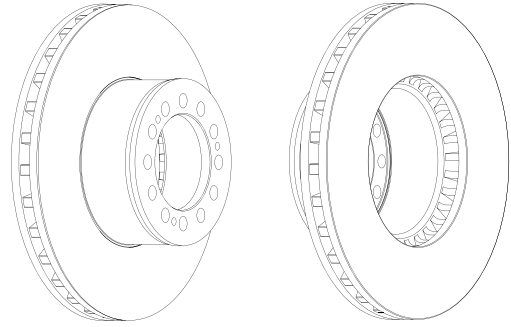
**BCR181A**

$\varnothing$  **A** **B** **C** **D**  
 432 45 38 130 131


 **Kg**  
 12x19 3xM12 36


 **ABS**

MAN Lions Coach, Lions Star, NG Series:, NU, UL

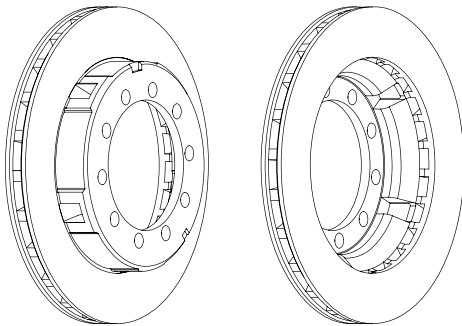
**BCR177A**

$\varnothing$  **A** **B** **C** **D**  
 417 30 27 73 159

 **Kg**  
 10x18,5 18.6

 **ABS**

MENARINI All

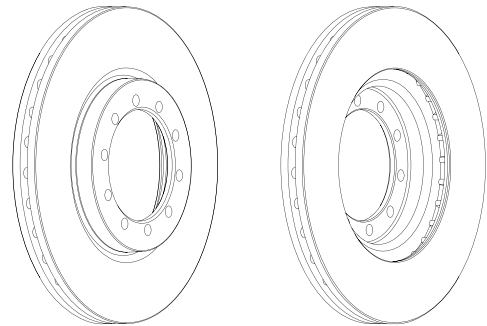
**BCR182A**

$\varnothing$  **A** **B** **C** **D**  
 290 26 24 43 102


 **Kg**  
 10x10,5 7

 **ABS**

RENAULT Mascott

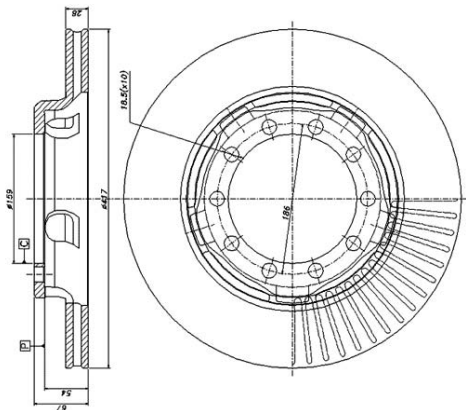
**BCR179A**

$\varnothing$  **A** **B** **C** **D**  
 417 28 25.5 67 159

 **Kg**  
 10 41.6


 **ABS**

IRISBUS Iveco 380, Iveco 491/591, Iveco Euroclass, Iveco MyWay

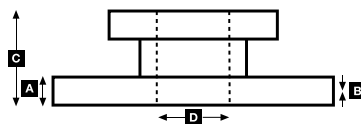
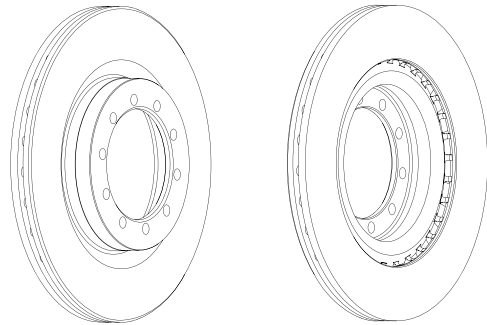
**BCR183A**

$\varnothing$  **A** **B** **C** **D**  
 290 22 20.4 43 102

 **Kg**  
 10x10,5 6

 **ABS**

RENAULT Mascott





**BCR184A**

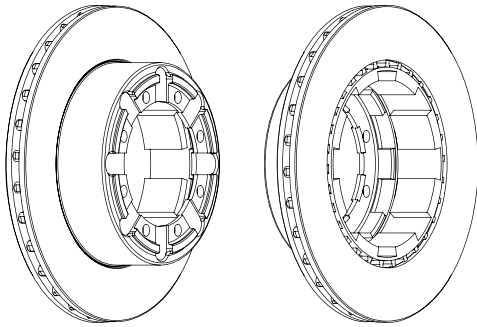
∅	<b>A</b>	<b>B</b>	<b>C</b>	<b>D</b>
290	22	20.4	78	150

	<b>Kg</b>
8x11	8



ABS

RENAULT Mascott

**BCR187A**

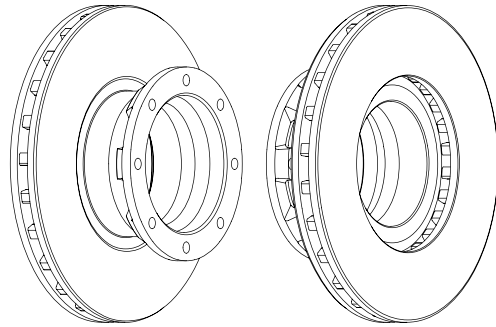
∅	<b>A</b>	<b>B</b>	<b>C</b>	<b>D</b>
335	34	31	111	131

	<b>Kg</b>
8xM12	16



ABS

MERCEDES-BENZ Atego I

**BCR185A**

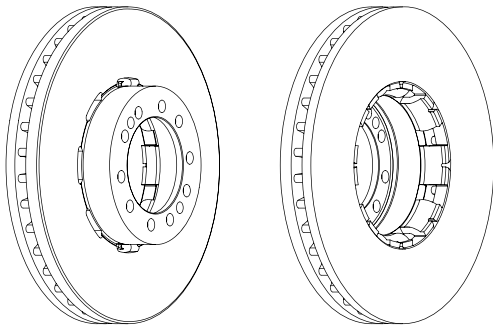
∅	<b>A</b>	<b>B</b>	<b>C</b>	<b>D</b>
380	45	38	85	117

	<b>Kg</b>
10x15 2xM14	22.9



ABS

RENAULT TRUCKS Midlum Series

**BCR188A**

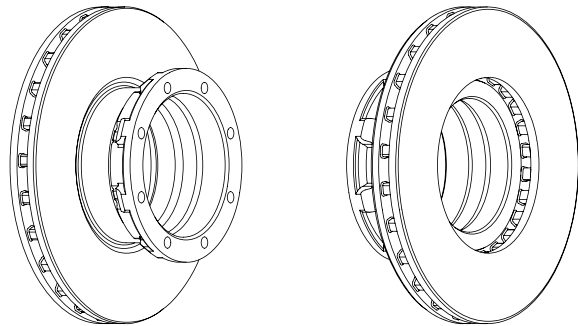
∅	<b>A</b>	<b>B</b>	<b>C</b>	<b>D</b>
335	34	28	111	152

	<b>Kg</b>
8xM12	15.2



ABS

MERCEDES-BENZ Atego I

**BCR186A**

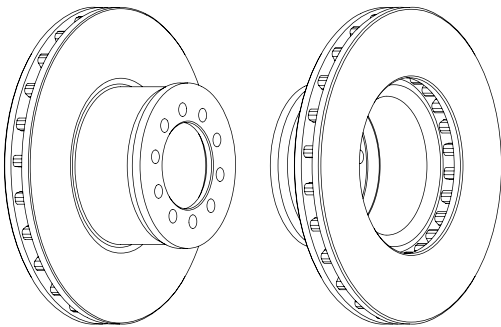
∅	<b>A</b>	<b>B</b>	<b>C</b>	<b>D</b>
335	34	31	102	91.5

	<b>Kg</b>
10x14,5	15



ABS

MERCEDES-BENZ Atego I

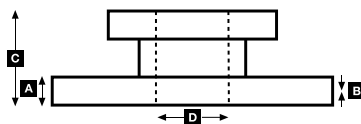
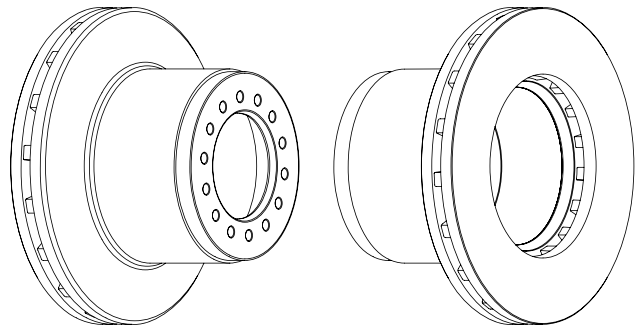
**BCR189A**

∅	<b>A</b>	<b>B</b>	<b>C</b>	<b>D</b>
377	45	37	134	105.7

	<b>Kg</b>
14x14,5	24



ABS

ERNST AUWÄRTER Clubstar  
MERCEDES-BENZ Atego I, Tourino (0 510)

**BCR190A**

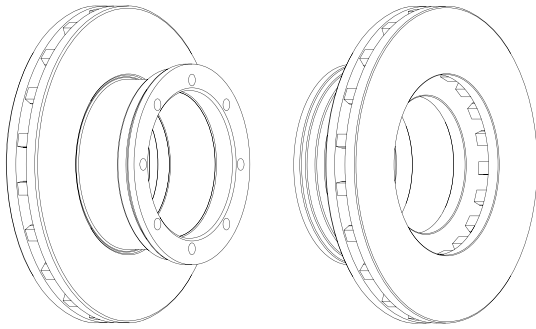
Ø	<b>A</b>	<b>B</b>	<b>C</b>	<b>D</b>
377	45	37	138	176

⊙	Kg
8xM14	26.4



ABS

DISCOS Trailer  
ERNST AUWÄRTER Clubstar  
MERCEDES-BENZ Atego I

**BCR193A**

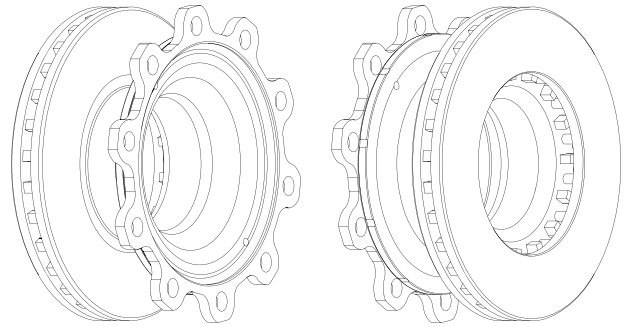
Ø	<b>A</b>	<b>B</b>	<b>C</b>	<b>D</b>
377	45	37	159	290

⊙	Kg
10x23 2x9,7	28



ABS

BPW Eco Plus SB/SN6 (SB3745)

**BCR191A**

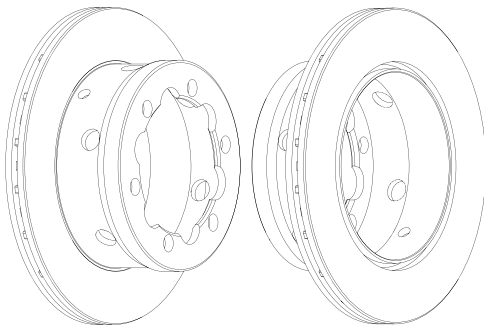
Ø	<b>A</b>	<b>B</b>	<b>C</b>	<b>D</b>
285	22	19	93	120

⊙	Kg
6x15,1	7



ABS

MERCEDES-BENZ Sprinter 4-T (904)

**BCR194A**

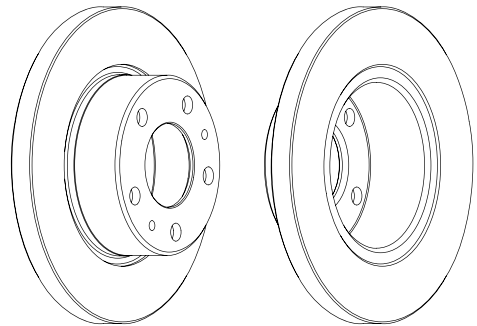
Ø	<b>A</b>	<b>B</b>	<b>C</b>	<b>D</b>
276	22	20.4	72	73

⊙	Kg
5x15,7 2x8,7	8



ABS

IVECO Daily II

**BCR192A**

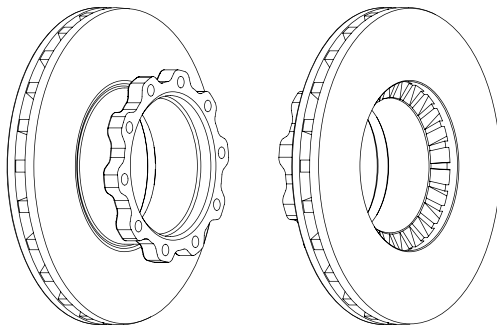
Ø	<b>A</b>	<b>B</b>	<b>C</b>	<b>D</b>
438	45	38	127	195

⊙	Kg
10xM16	35



ABS

CAETANO PSV Enigma 12m, Porto 12m  
DENNIS Arrow, Eagle, Fire Engines  
VOLVO B 10-Series; B 12-Series; B-Series; Citybus, TX (8000.9000)

**BCR195A**

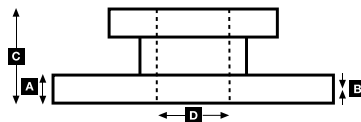
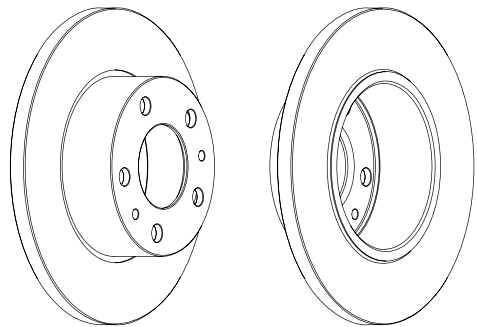
Ø	<b>A</b>	<b>B</b>	<b>C</b>	<b>D</b>
276	16	13	67	73

⊙	Kg
5x15,6 2x8,7	11



ABS

IVECO Daily II





**BCR196A**

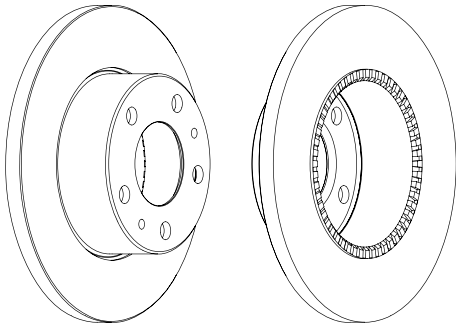
$\varnothing$	<b>A</b>	<b>B</b>	<b>C</b>	<b>D</b>
276	16	14.8	67	73

	<b>Kg</b>
5x15,7 2x8,7	6.7



<b>ABS</b>
✓

IVECO Daily II

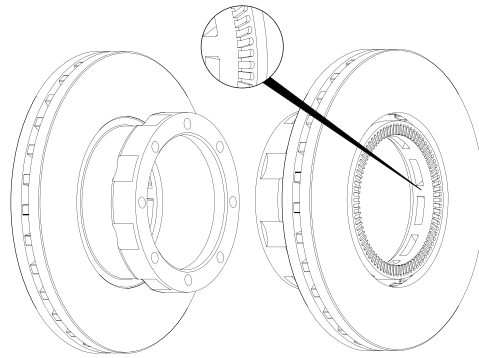
**BCR200A**

$\varnothing$	<b>A</b>	<b>B</b>	<b>C</b>	<b>D</b>
377	45	38	138	169

	<b>Kg</b>
8xM14	27



<b>ABS</b>
✓

**CRANE FRUEHAUF All**  
**GIGANT GROUP S.A.E. (Dupillier), SMB**
**BCR197A**

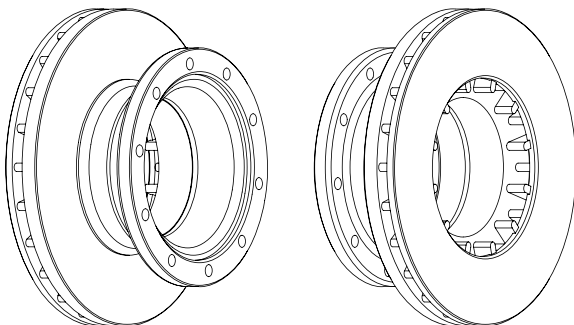
$\varnothing$	<b>A</b>	<b>B</b>	<b>C</b>	<b>D</b>
378	45	42	150	222

	<b>Kg</b>
10xM16	30.5



<b>ABS</b>
------------

MERITOR All

**BCR201A**

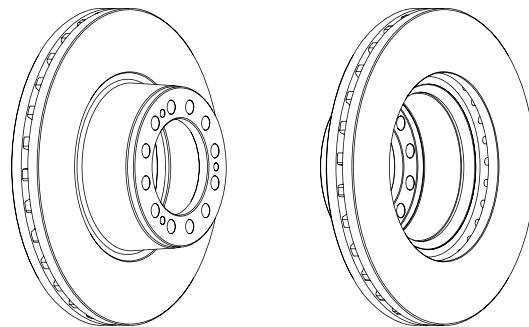
$\varnothing$	<b>A</b>	<b>B</b>	<b>C</b>	<b>D</b>
430	45	37	130	131

	<b>Kg</b>
12x19 3xM12	33



<b>ABS</b>
------------

SAF All

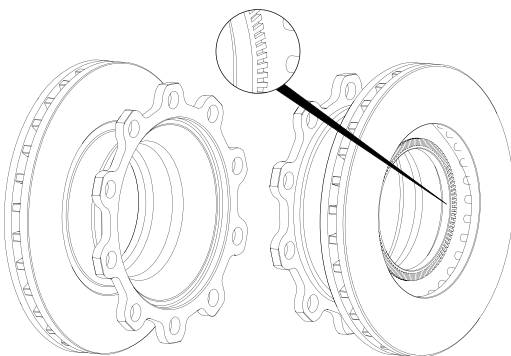
**BCR199A**

$\varnothing$	<b>A</b>	<b>B</b>	<b>C</b>	<b>D</b>
430	45	38	155	280

	<b>Kg</b>
10x26,5	36.2



<b>ABS</b>
✓

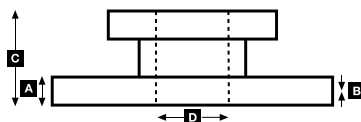
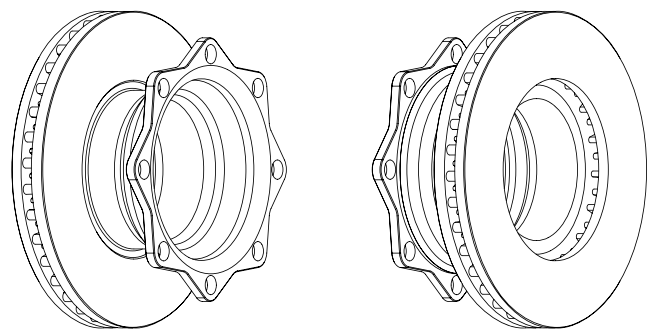
**CRANE FRUEHAUF All**  
**GIGANT GROUP S.A.E. (Dupillier), SMB**
**BCR202A**

$\varnothing$	<b>A</b>	<b>B</b>	<b>C</b>	<b>D</b>
377	45	38	157	169

	<b>Kg</b>
8x23	27



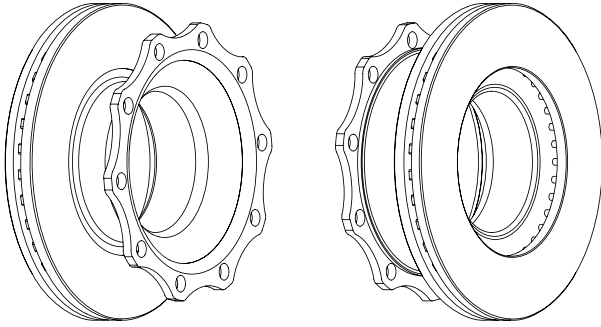
<b>ABS</b>
------------

**GIGANT GROUP S.A.E. (Dupillier)**  
**SAF All**


**BCR203A**

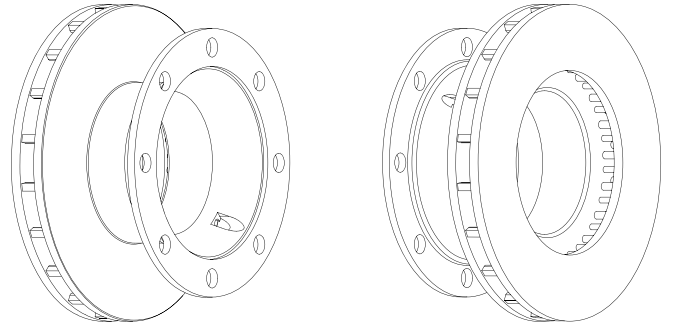

 430 45 37 160 192
 
 10x23
 
 Kg 38.8
 
 ABS

SAF All

**BCR206A**

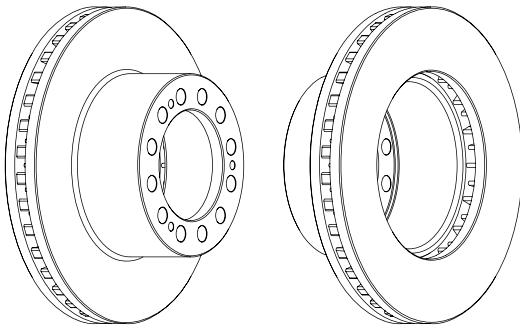

 377 45 38 159 230
 
 8x23 2x10,5  
5xM6
 
 Kg 27
 
 ABS ✓

BPW SKH Series SB/SN6 (SB3745)  
MERCEDES-BENZ Tourino (O 510)

**BCR204A**

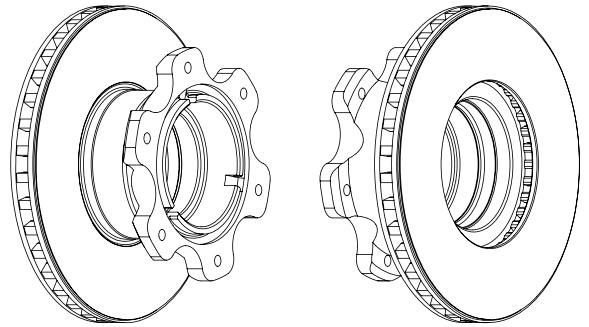

 375 45 38 139 131
 
 12x19 3xM12
 
 Kg 25.4
 
 ABS

SAF All

**BCR208A**

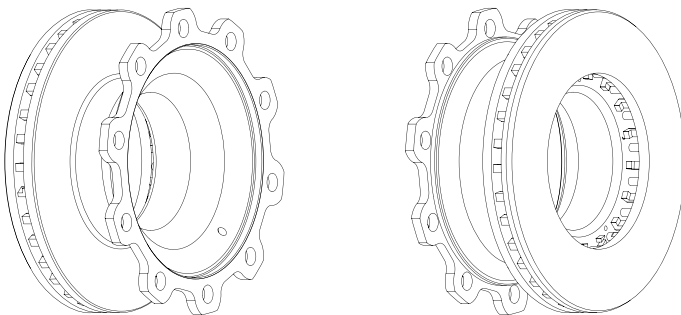

 304 30 27.8 120 120
 
 6xM12
 
 Kg 14
 
 ABS

MERCEDES-BENZ Vario

**BCR205A**

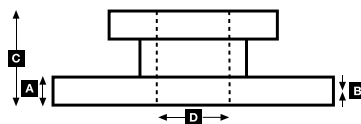
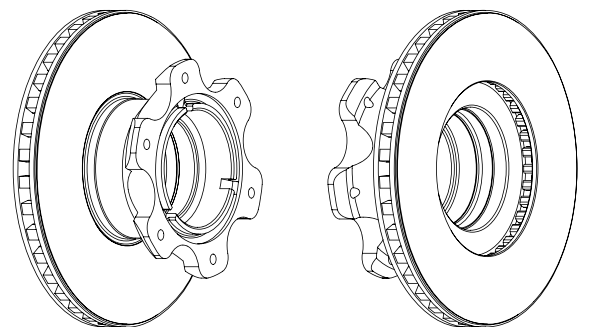

 377 45 38 159 290
 
 10x23 2x10  
5xM6
 
 Kg 27.9
 
 ABS ✓

BPW Eco Max SB/SN6 (SB3745), SKH Series SB/SN6 (SB3745)

**BCR209A**


 324 30 27.8 120 120
 
 6xM12
 
 Kg 15
 
 ABS

MERCEDES-BENZ Vario



**BCR210A**

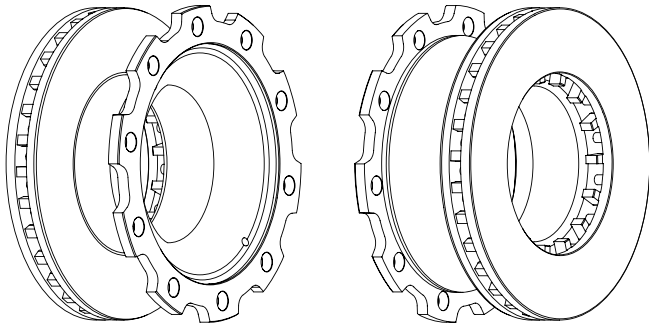
$\varnothing$	<b>A</b>	<b>B</b>	<b>C</b>	<b>D</b>
377	45	38	169	290

	<b>Kg</b>
10x23 2x9,8	29



ABS

BPW SKH Series SB/SN6 (SB3745)

**BCR218A**

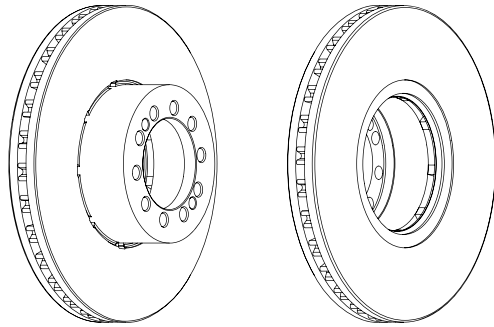
$\varnothing$	<b>A</b>	<b>B</b>	<b>C</b>	<b>D</b>
330	34	30	80	95

	<b>Kg</b>
10x15 2xM12	15



ABS

RENAULT TRUCKS Midlum Series

**BCR214A**

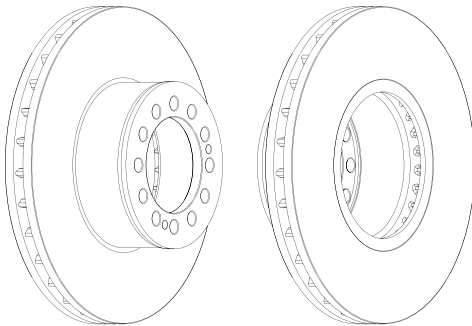
$\varnothing$	<b>A</b>	<b>B</b>	<b>C</b>	<b>D</b>
432	45	40	130	131

	<b>Kg</b>
12x19 3xM12	36



ABS

MAN TG-A Series; TGM Series, TGS, TGX

**BCR219A**

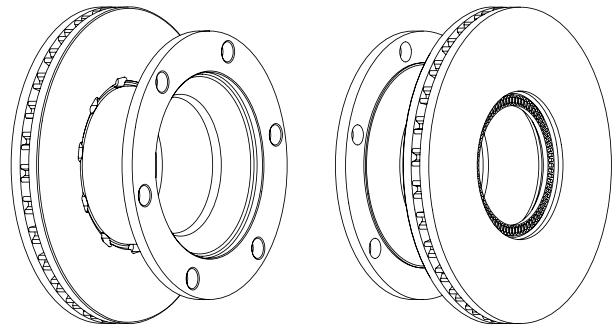
$\varnothing$	<b>A</b>	<b>B</b>	<b>C</b>	<b>D</b>
330	34	28	137	194

	<b>Kg</b>
6x21	20



ABS ✓

RENAULT TRUCKS Midlum Series

**BCR215A**

$\varnothing$	<b>A</b>	<b>B</b>	<b>C</b>	<b>D</b>
432	45	40	135	208

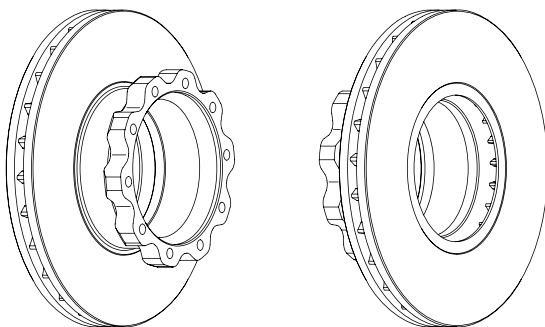
	<b>Kg</b>
10xM16	37



ABS

ERF ECS/ECT/ECX

MAN F2000-Series, M2000-L Series, M2000-M Series, M2000-Series (ME Evolution), TG-A Series; TGM Series, TGS, TGX

**BCR220A**

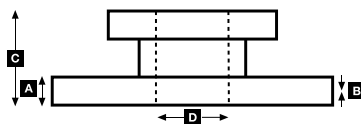
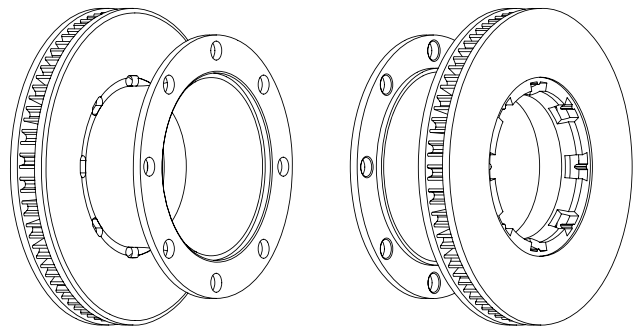
$\varnothing$	<b>A</b>	<b>B</b>	<b>C</b>	<b>D</b>
375	45	38	167	222

	<b>Kg</b>
8x22,5	30.2



ABS ✓

RENAULT TRUCKS Midlum Series



**BCR221A**



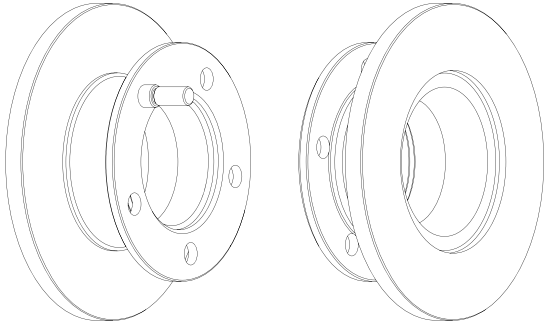








238 16 14.5 79 102 5xM14 6.5 5xM14x1,5 41,5mm

**MERCEDES-BENZ MB100****BCR226A**



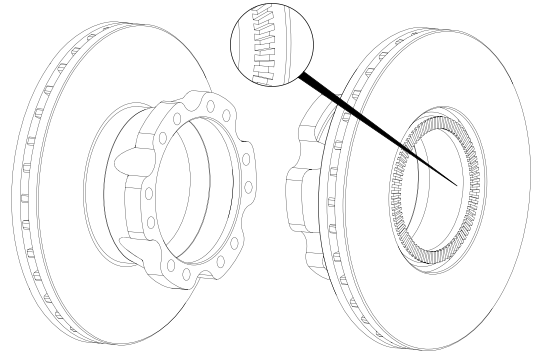








330 34 30 119 150 12xM12x1,175 18

**DAF LF 45****BCR222A**



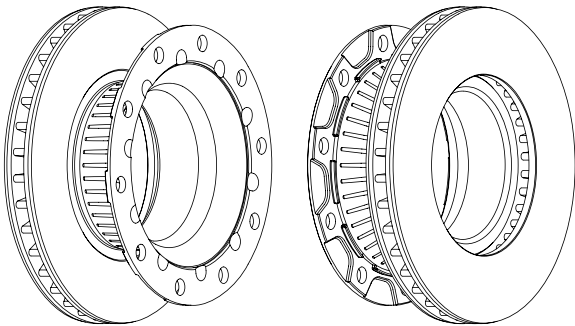








430 45 38 160 201 10x22,5 33

**BPW Eco Plus SB/SN7 (SB4345), Eco Plus SK7 (SB4309), SH Series SB/SN7 (SB4345)****BCR228A**





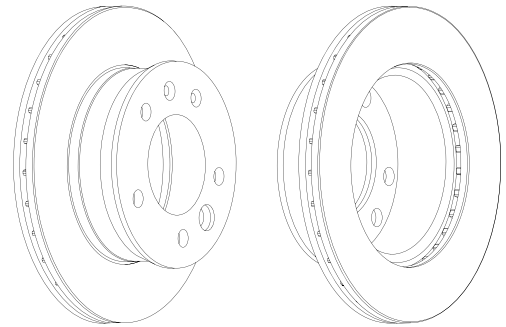






276 22 19 77 85 5x15 1x9/17 1x16/23 6.8

**MERCEDES-BENZ** Sprinter 2-T (901, 902), Sprinter 3-T (903), Sprinter 4-T (904),  
Sprinter Mini Bus (3,5 to), Sprinter Mini Bus (4,6 to)  
**VOLKSWAGEN** LT II (2DX0FE)

**BCR223A**



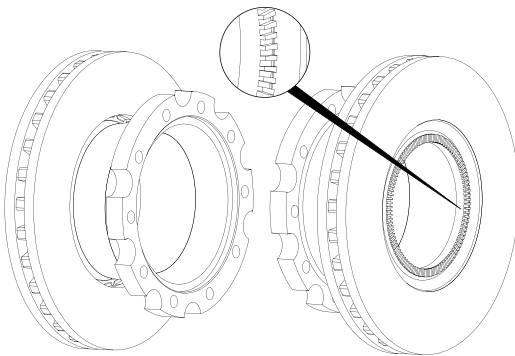








377 45 38 150 222 10xM16 29.9

**MERITOR All****BCR229A**





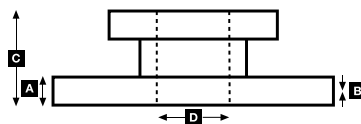
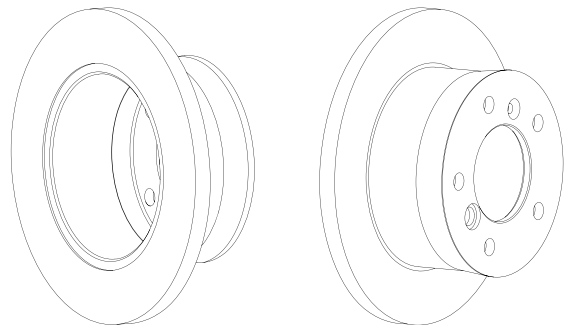






272 16 14 96 85 5x15 1x9/17 1x16/23 6.9

**MERCEDES-BENZ** Sprinter 2-T (901, 902), Sprinter 3-T (903), Sprinter 4-T (904),  
Sprinter Mini Bus (3,5 to), Sprinter Mini Bus (4,6 to)  
**VOLKSWAGEN** LT II (2DX0FE)



**BCR230A**

A B C D

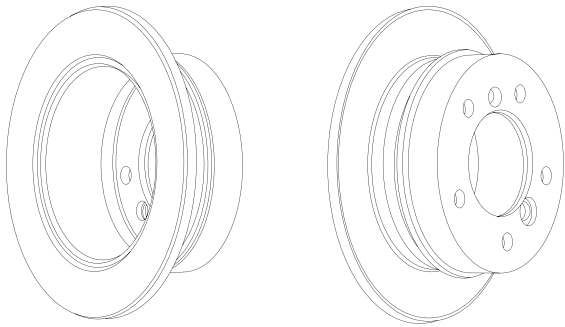
258 12 10 96 85  
5x15 1x9/17  
1x16/23

Kg

6.2



ABS

**MERCEDES-BENZ** Sprinter 2-T (901, 902), Sprinter 3-T (903)  
**VOLKSWAGEN** LT II (2DX0FE)**BCR236A**

A B C D

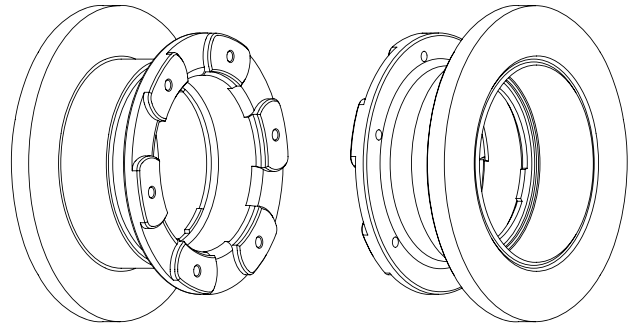
306 22 19 136 178  
6xM10

Kg

13.7



ABS

**IVECO** Daily II**BCR234A**

A B C D

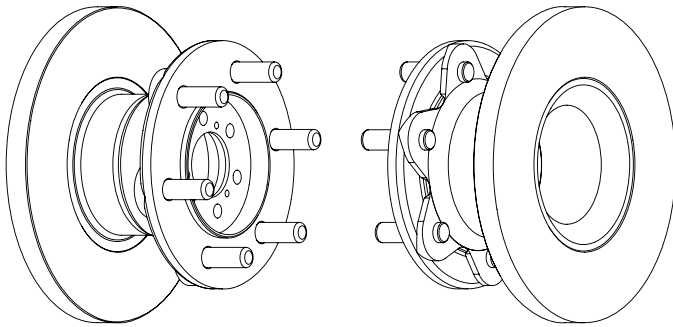
280 22 19 142 124  
6xM18 6x12,5  
3xM6

Kg

15.6



ABS

**IVECO** Daily I**BCR237A**

A B C D

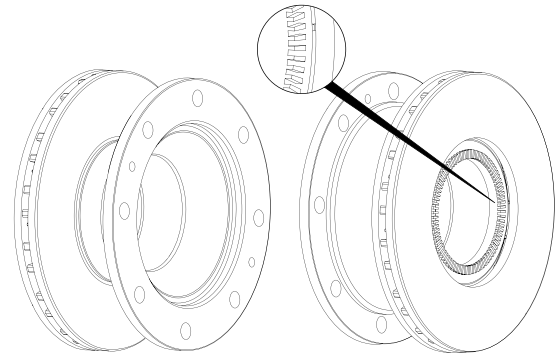
330 34 28 141 215  
8x20 2xM10

Kg

23.2



ABS

**IVECO** Eurocargo, Eurocargo Tector  
**PERROT BREMSSEN (WABCO)** All**BCR235A**

A B C D

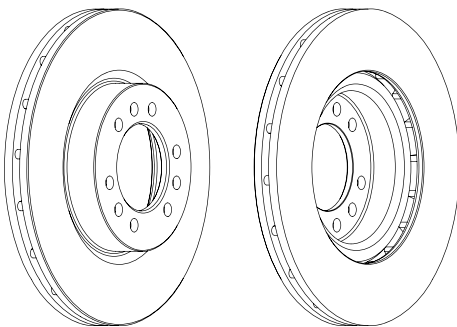
290 26 23 53 80  
9x12,5

Kg

7.4



ABS

**IVECO** Daily II**BCR238A**

A B C D

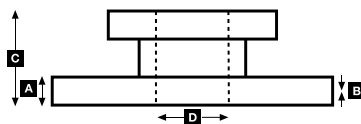
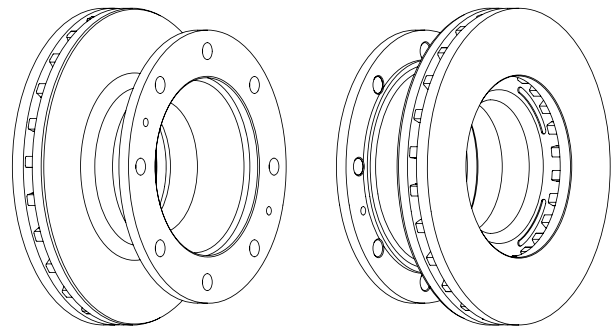
377 45 38 151 215  
8xM20 2xM10

Kg

33



ABS

**IRISBUS** Iveco Midway  
**IVECO** Eurocargo, Eurocargo Tector

**BCR239A**



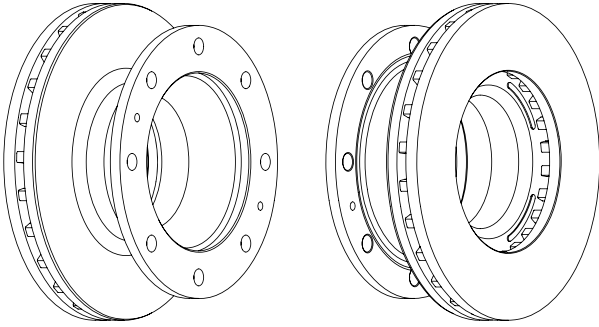







377 45 37 151 215 8xM22 2xM10 32.6 8xM22x1,5 87mm

IVECO Eurocargo, Eurocargo Tector

**BCR244A**



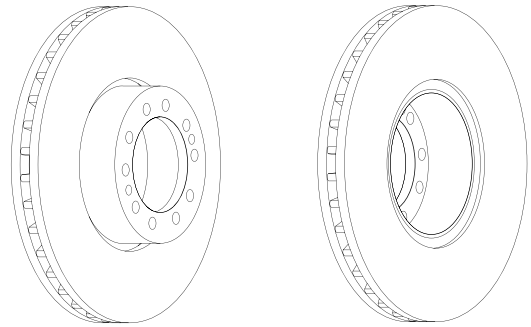







434 45 38 97 131 10x17 2xM14 33

RENAULT TRUCKS Magnum E.Tech, Magnum/AE Series, Major/R Series, Manager/G Series, Premium Distribution, Premium Route

**BCR242A**



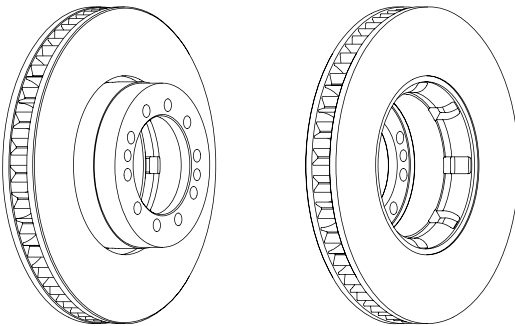







375 45 38 99 168 10x15 2xM14x2 23.8

RENAULT TRUCKS Midlum Series, New Midlum Series

**BCR245A**



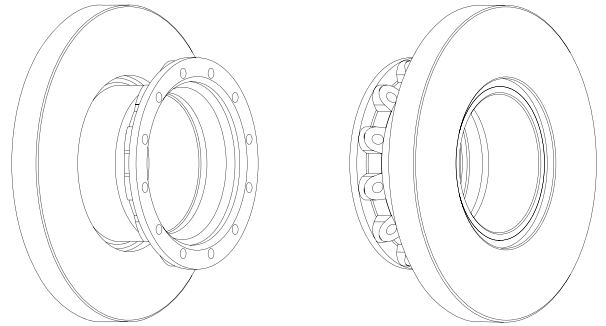







434 45 38 160 224 12xM14 47

RENAULT TRUCKS Magnum E.Tech, Premium Distribution, Premium Route

**BCR243A**



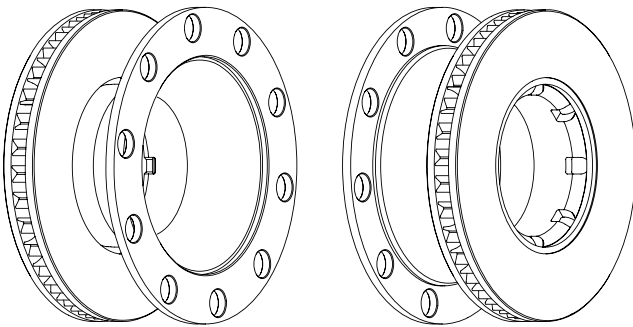







375 45 38 166 262 10x33 31.1

RENAULT TRUCKS Midlum Series, New Midlum Series

**BCR248A**



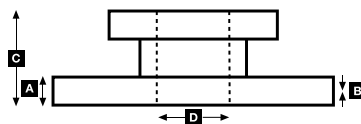
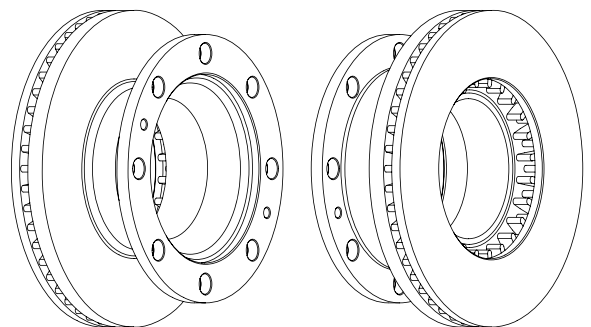







378 45 38 150 225 8x24,3 33.5 2xM12x1,75

MERITOR All





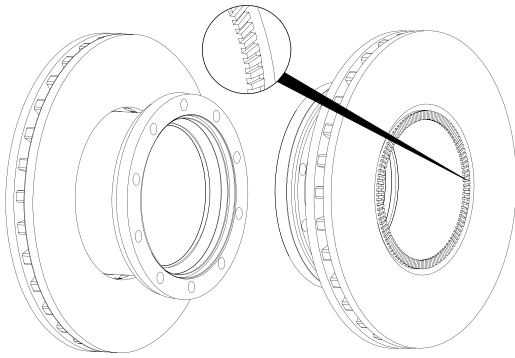
**BCR250A**

∅	<b>A</b>	<b>B</b>	<b>C</b>	<b>D</b>
434	45	38	150	222

	<b>Kg</b>
10xM16	39,6



<b>ABS</b>
✓

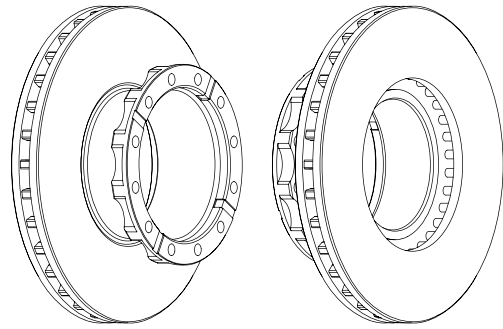
**MERITOR All****BCR254A**

∅	<b>A</b>	<b>B</b>	<b>C</b>	<b>D</b>
432	45	37	139	210

	<b>Kg</b>
12xM16x2	37,7



<b>ABS</b>
✓

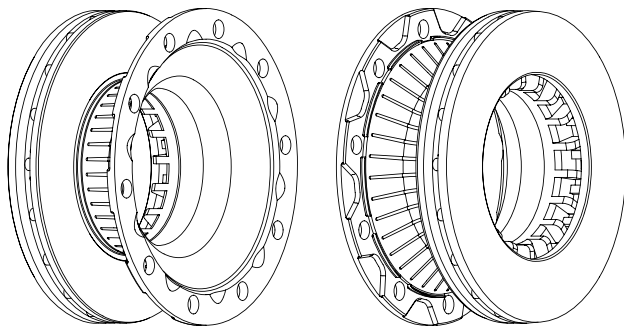
**IRISBUS Iveco MyWay****IVECO Eurocargo, Eurocargo Tector, Eurostar, Eurotech MH, Eurotrakker/Eurotrakker Cursor, Stralis****BCR252A**

∅	<b>A</b>	<b>B</b>	<b>C</b>	<b>D</b>
375	45	38	160	189

	<b>Kg</b>
10x22,2	29



<b>ABS</b>
✓

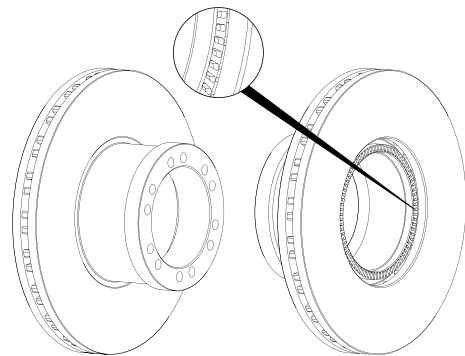
**BPW Eco Max SB/SN6 (SB3745), Eco Plus SB/SN6 (SB3745), SKH Series SB/SN6 (SB3745)****BCR255A**

∅	<b>A</b>	<b>B</b>	<b>C</b>	<b>D</b>
330	34	30	123	117

	<b>Kg</b>
12xM12x1,75	18



<b>ABS</b>
✓

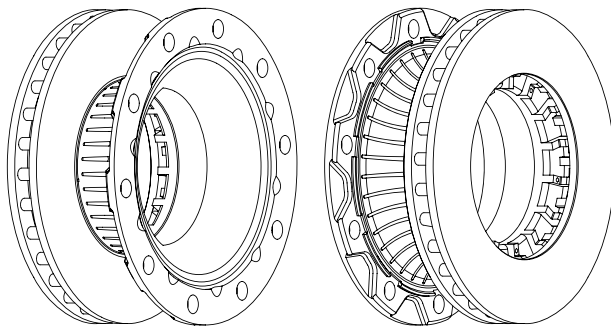
**DAF LF 45****BCR253A**

∅	<b>A</b>	<b>B</b>	<b>C</b>	<b>D</b>
377	45	38	159	189

	<b>Kg</b>
10x22,5	29



<b>ABS</b>
✓

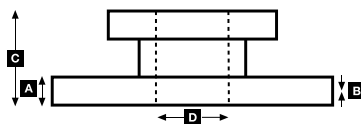
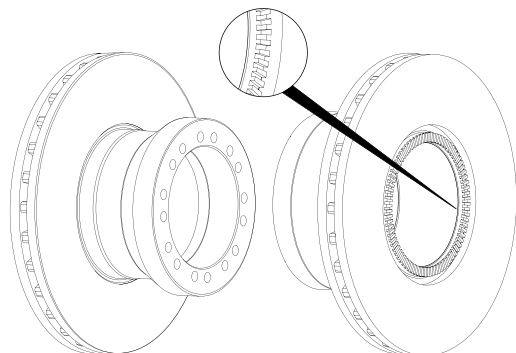
**BPW Eco Max SB/SN6 (SB3745), Eco Plus SB/SN6 (SB3745), SKH Series SB/SN6 (SB3745)****BCR256A**

∅	<b>A</b>	<b>B</b>	<b>C</b>	<b>D</b>
330	34	30	143	133

	<b>Kg</b>
16xM12x1,75	19,3



<b>ABS</b>
✓

**DAF LF 45**

**BCR257A**

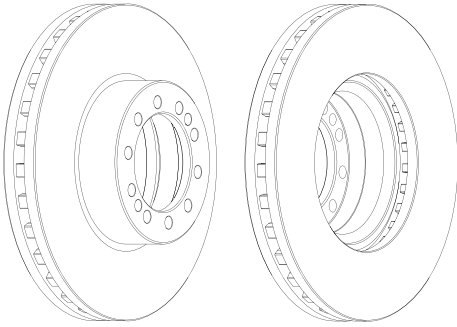
∅	A	B	C	D
375	45	43	99	117

⊙	Kg
10x15 2xM14x2	23.4



ABS

DAF LF 55

**BCR261A**

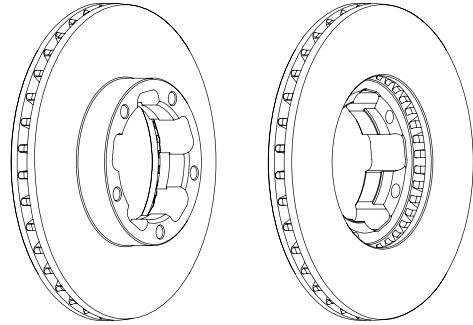
∅	A	B	C	D
276	24	22	49.5	96

⊙	Kg
5	7.1



ABS

NISSAN Cabstar E

**BCR258A**

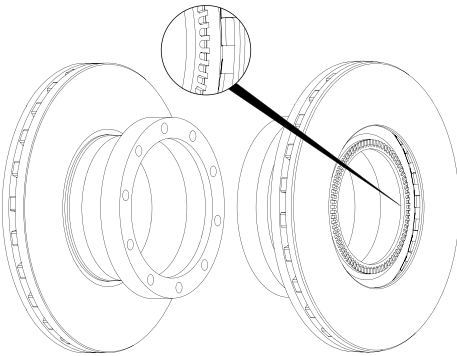
∅	A	B	C	D
375	45	37	146	179

⊙	Kg
10xM14	29



ABS

DAF LF 55

**BCR272A**

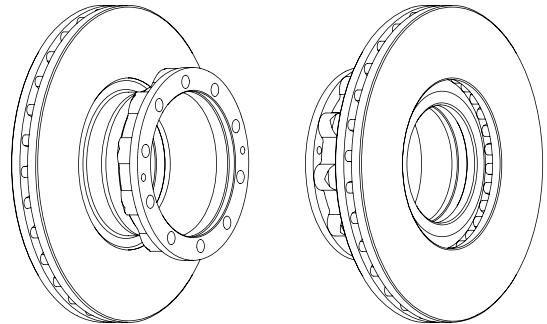
∅	A	B	C	D
335	34	30	118	154

⊙	Kg
2xM8 10xM14x1,5	17



ABS

MAN TGL Series

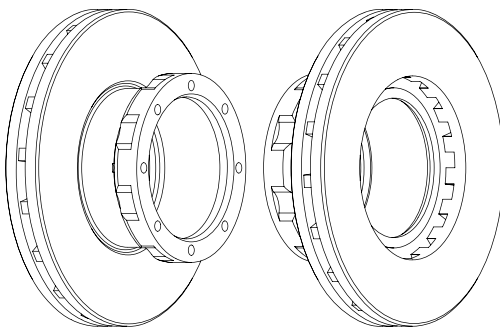
**BCR260A**

∅	A	B	C	D
377	45	37	138	169

⊙	Kg
8xM14	26.4



ABS

GRANNING LYNX All  
MERCEDES-BENZ Atego I**BCR274A**

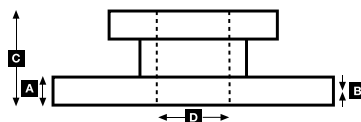
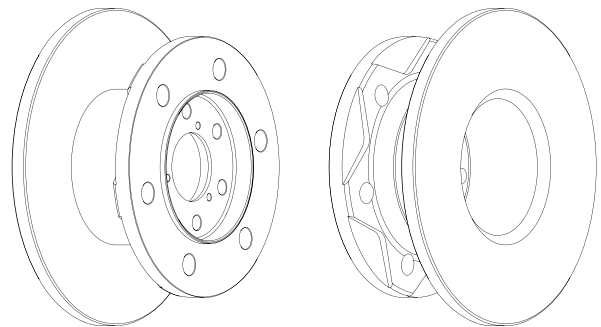
∅	A	B	C	D
267	14.2	12.8	105	58

⊙	Kg
6xM18 6x12,5 3xM6	10.3



ABS

IVECO Daily I





**BCR282A**

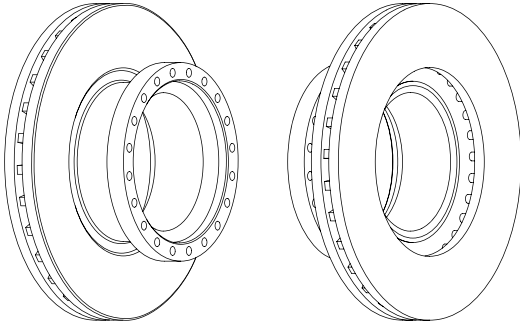
∅	<b>A</b>	<b>B</b>	<b>C</b>	<b>D</b>
429	45	37	131	220

	<b>Kg</b>
20xM12	35.5



ABS

BOVA Futura, Futura (3-Axle)

**BCR308A**

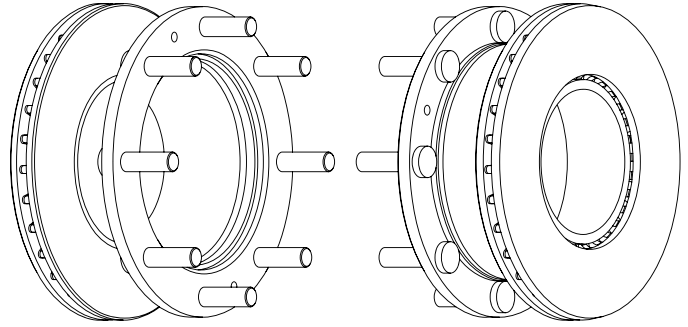
∅	<b>A</b>	<b>B</b>	<b>C</b>	<b>D</b>
377	45	37	151	225

	<b>Kg</b>
8xM22 2xM10	34.1



ABS

IVECO Eurocargo Tector

**BCR303A**

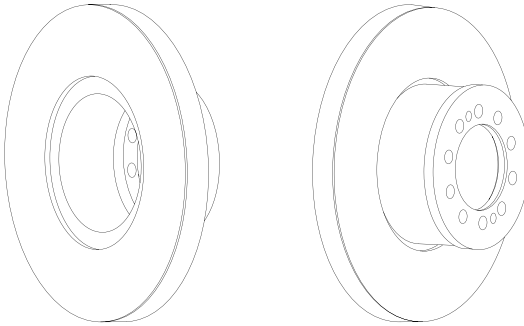
∅	<b>A</b>	<b>B</b>	<b>C</b>	<b>D</b>
337	30	28	100	91.5

	<b>Kg</b>
10x14,5 2xM10	18.3



ABS

VOLVO FL 6-Series:

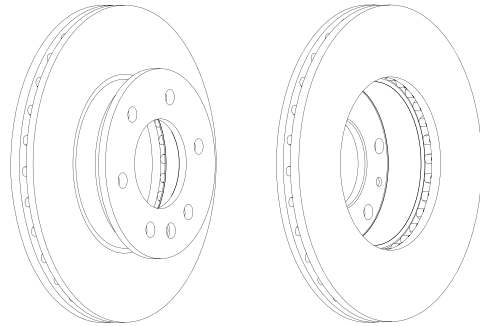
**BCR310A**

∅	<b>A</b>	<b>B</b>	<b>C</b>	<b>D</b>
300	28	26	68.5	85

	<b>Kg</b>
6x15 1x9	9.2



ABS

MERCEDES-BENZ Sprinter 3-T (906), Sprinter 5-T (906)  
VOLKSWAGEN Crafter 3 T, Crafter 5 T**BCR307A**

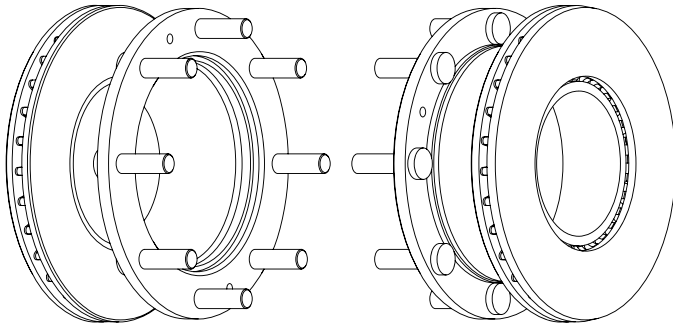
∅	<b>A</b>	<b>B</b>	<b>C</b>	<b>D</b>
377	45	37	151	225

	<b>Kg</b>
8xM20 2xM10	33.6



ABS

IVECO Eurocargo, Eurocargo Tector

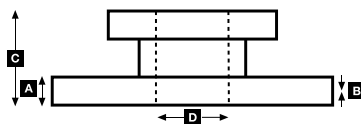
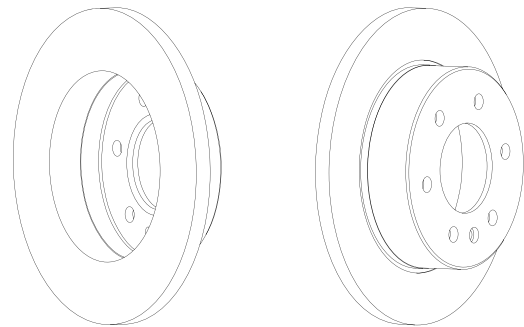
**BCR311A**

∅	<b>A</b>	<b>B</b>	<b>C</b>	<b>D</b>
298	16	14.8	71	85

	<b>Kg</b>
6x15 1x9	7.3



ABS

MERCEDES-BENZ Sprinter 3-T (906)  
VOLKSWAGEN Crafter 3 T

**BCR312A**

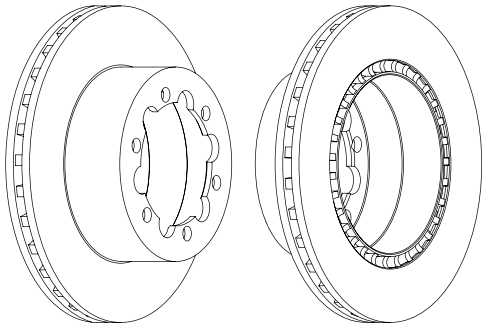
∅	<b>A</b>	<b>B</b>	<b>C</b>	<b>D</b>
303	28	26	93	120

	<b>Kg</b>
6x15	9.6



ABS

**MERCEDES-BENZ** Sprinter 5-T (906)  
**VOLKSWAGEN** Crafter 5 T

**BCR315A**

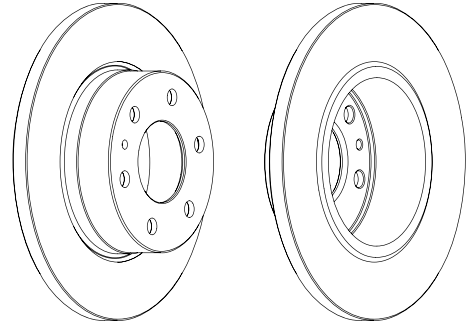
∅	<b>A</b>	<b>B</b>	<b>C</b>	<b>D</b>
296	16	13	69.5	76

	<b>Kg</b>
6	7.6



ABS

IVECO Daily III

**BCR313A**

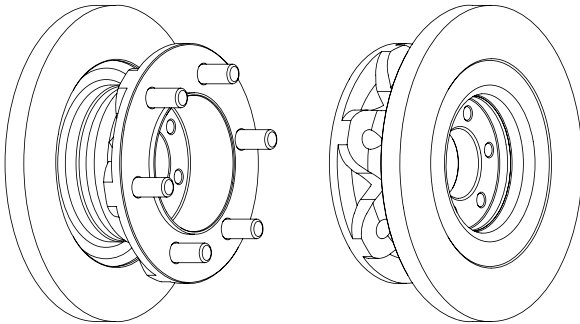
∅	<b>A</b>	<b>B</b>	<b>C</b>	<b>D</b>
290	22	19	110.5	123

	<b>Kg</b>
6	14.8



ABS

IVECO Daily II

**BCR316A**

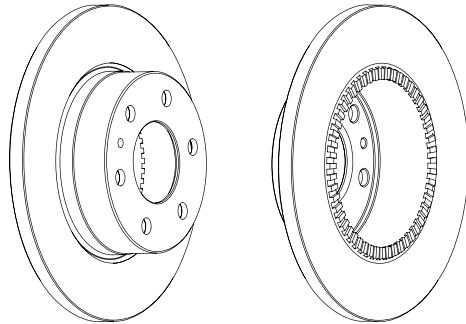
∅	<b>A</b>	<b>B</b>	<b>C</b>	<b>D</b>
296	16	13	69.5	76

	<b>Kg</b>
6	7.6



ABS

IVECO Daily III

**BCR314A**

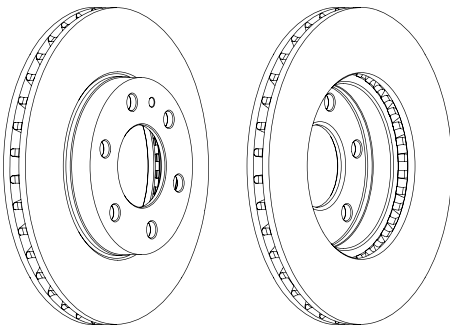
∅	<b>A</b>	<b>B</b>	<b>C</b>	<b>D</b>
300	28	25	74.5	78

	<b>Kg</b>
6	8.6



ABS

IVECO Daily III

**BCR317A**

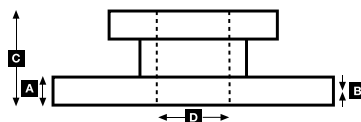
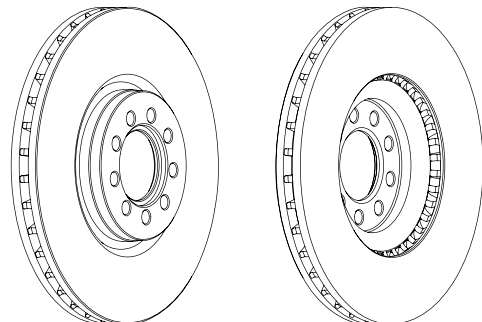
∅	<b>A</b>	<b>B</b>	<b>C</b>	<b>D</b>
290	28	25	46	64

	<b>Kg</b>
9	8.5



ABS

IVECO Daily III



**BCR318A**

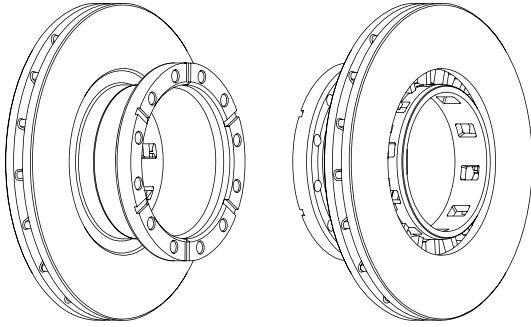
$\varnothing$	<b>A</b>	<b>B</b>	<b>C</b>	<b>D</b>
432	45	37	154	210

	<b>Kg</b>
12	38



<b>ABS</b>
✓

IVECO Stralis

**BCR321A**

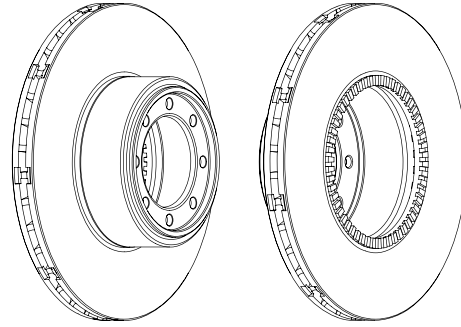
$\varnothing$	<b>A</b>	<b>B</b>	<b>C</b>	<b>D</b>
294	24	21	87.5	128

	<b>Kg</b>
8	8.7



<b>ABS</b>
✓

IVECO Daily III

**BCR319A**

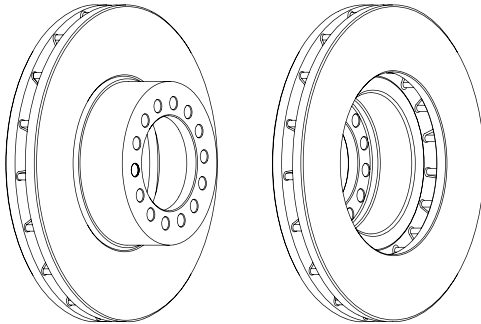
$\varnothing$	<b>A</b>	<b>B</b>	<b>C</b>	<b>D</b>
377	45	37	107	168

	<b>Kg</b>
14	24.9



<b>ABS</b>
✓

IVECO Eurocargo

**BCR322A**

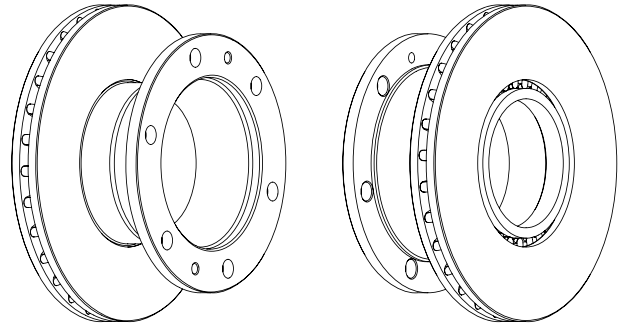
$\varnothing$	<b>A</b>	<b>B</b>	<b>C</b>	<b>D</b>
304	30	27.8	128.5	165

	<b>Kg</b>
6	14.1



<b>ABS</b>
✓

IVECO Eurocargo, Eurocargo Tector

**BCR320A**

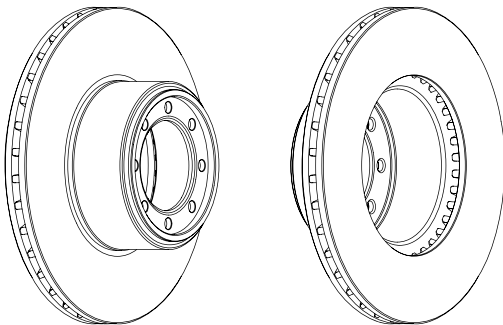
$\varnothing$	<b>A</b>	<b>B</b>	<b>C</b>	<b>D</b>
294	24	21	83.5	128

	<b>Kg</b>
8	8.3



<b>ABS</b>
✓

IVECO Daily III

**BCR323A**

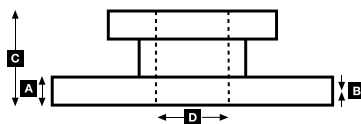
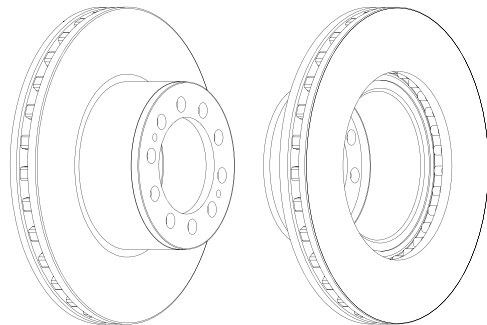
$\varnothing$	<b>A</b>	<b>B</b>	<b>C</b>	<b>D</b>
430	45	37	143	149

	<b>Kg</b>
10x21 + 2xM12	34.9



<b>ABS</b>
✓

MERCEDES-BENZ Actros II/III



**BCR329A**

∅	<b>A</b>	<b>B</b>	<b>C</b>	<b>D</b>
301	30	27	59	83

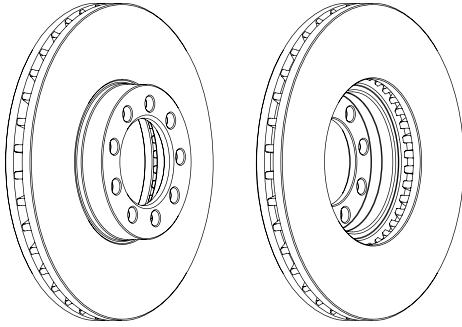


<b>Kg</b>
9



<b>ABS</b>

IVECO Daily III

**BCR332A**

∅	<b>A</b>	<b>B</b>	<b>C</b>	<b>D</b>
306	28	25	132	178.2

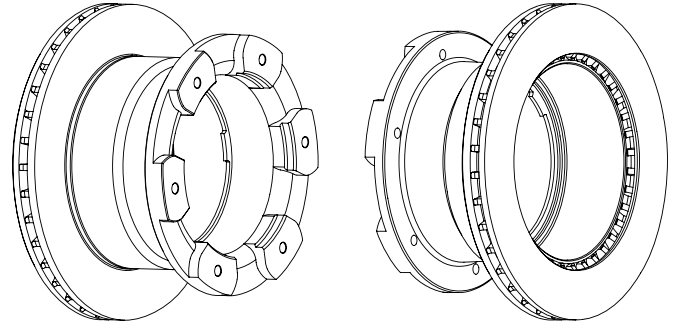


<b>Kg</b>
6



<b>ABS</b>

IVECO Daily III

**BCR330A**

∅	<b>A</b>	<b>B</b>	<b>C</b>	<b>D</b>
335	34	30	93	90

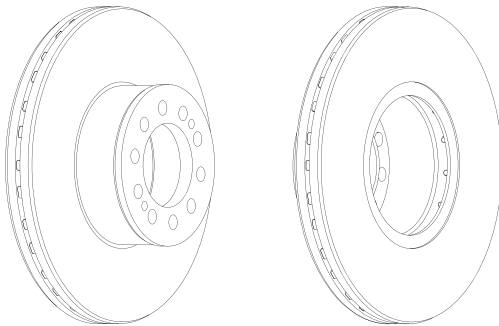


<b>Kg</b>
10x15 2xM10
17



<b>ABS</b>

MAN TGL Series

**BCR338A**

∅	<b>A</b>	<b>B</b>	<b>C</b>	<b>D</b>
330	32	29	129.5	185

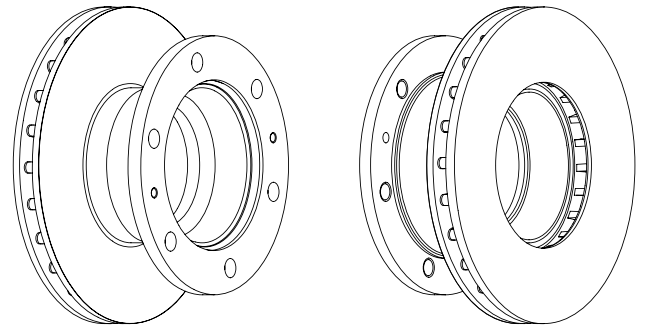


<b>Kg</b>
6



<b>ABS</b>

IVECO Eurocargo

**BCR331A**

∅	<b>A</b>	<b>B</b>	<b>C</b>	<b>D</b>
377	45	37	111	106

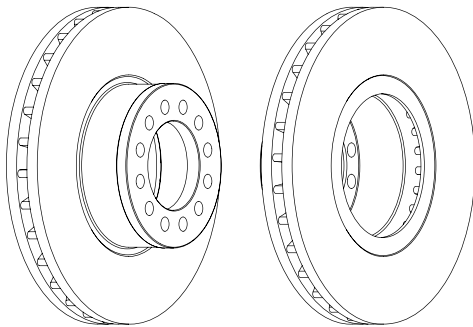


<b>Kg</b>
12x17
19



<b>ABS</b>

MAN TGM Series

**BCR341A**

∅	<b>A</b>	<b>B</b>	<b>C</b>	<b>D</b>
322	30	27.8	134	215

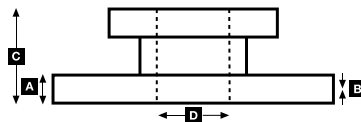
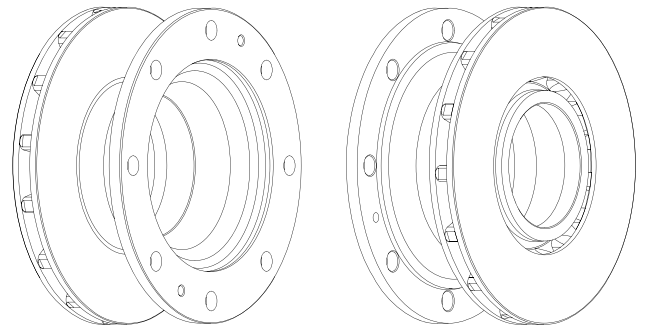


<b>Kg</b>
8



<b>ABS</b>
✓

IVECO Eurocargo Tector



**BCR342A**

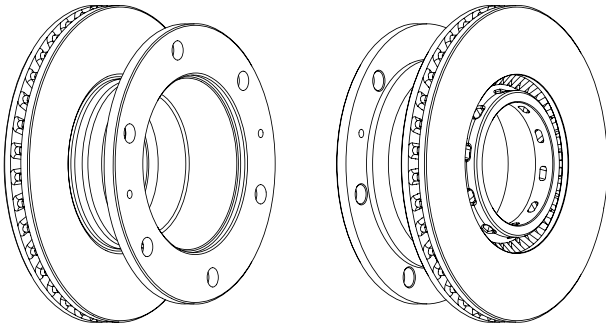
∅	<b>A</b>	<b>B</b>	<b>C</b>	<b>D</b>
330	32	29	129.5	185

⊙	Kg
6	19.1



ABS

IVECO Eurocargo

**DDF668**


∅	<b>A</b>	<b>B</b>	<b>C</b>	<b>D</b>
263	24	22	53	96

⊙	Kg
5	



ABS

NISSAN Trade

**BCR343A**

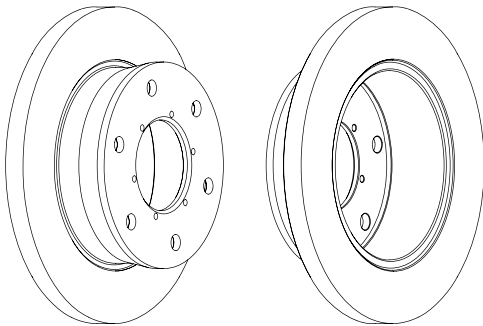
∅	<b>A</b>	<b>B</b>	<b>C</b>	<b>D</b>
297	22	19	77.5	85

⊙	Kg
6	9.5



ABS

IVECO Daily III

**DDF860**

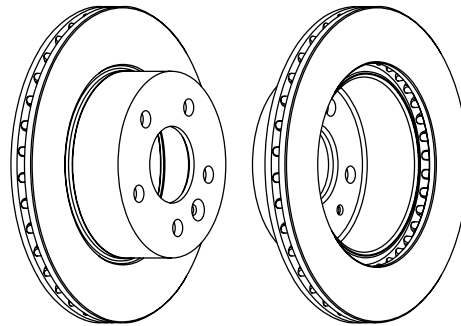
∅	<b>A</b>	<b>B</b>	<b>C</b>	<b>D</b>
276	22	19	60	67

⊙	Kg
5	



ABS

MERCEDES-BENZ V-Class (638/2), Vito (638):

**DDF254**

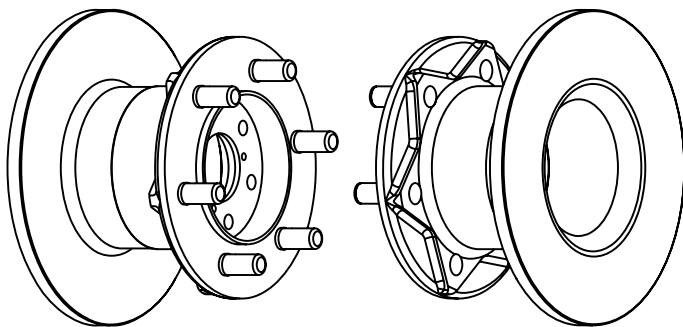
∅	<b>A</b>	<b>B</b>	<b>C</b>	<b>D</b>
267	14.2	12.8	154	58

⊙	Kg
6	



ABS

IVECO Daily I

**DDF861**

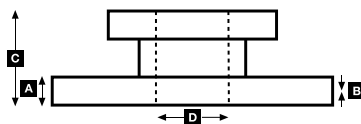
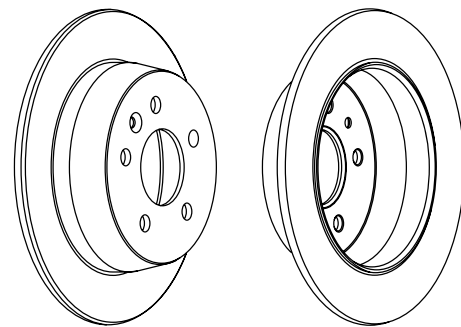
∅	<b>A</b>	<b>B</b>	<b>C</b>	<b>D</b>
280	10	8	63	67

⊙	Kg
5	



ABS

MERCEDES-BENZ V-Class (638/2), Vito (638):



**DDF1016**

∅	<b>A</b>	<b>B</b>	<b>C</b>	<b>D</b>
263	24	22.4	53	96




Kg



ABS

NISSAN Trade

**FCR109A**

∅	<b>A</b>	<b>B</b>	<b>C</b>	<b>D</b>
417	30	27	80	157

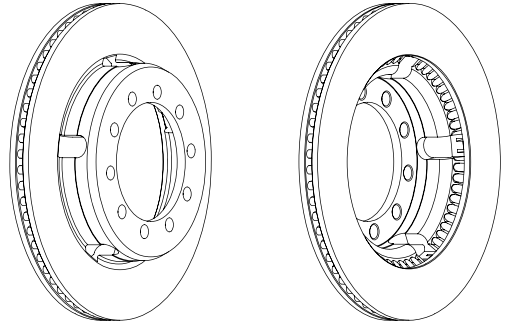


Kg



ABS

IRISBUS Iveco 370, Iveco 391 E- 393E - 397E

**FCR100A**

∅	<b>A</b>	<b>B</b>	<b>C</b>	<b>D</b>
460	48	40	119	170

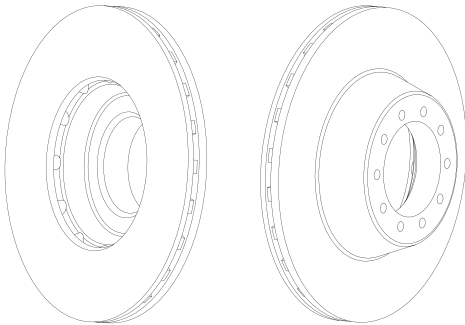


Kg



ABS

BOVA Futura  
 DAF MB230, SB2300, SB2305, SB2705, SB3000, SBR3000  
 MAN Lions Star  
 NEOPLAN All

**FCR123A**

∅	<b>A</b>	<b>B</b>	<b>C</b>	<b>D</b>
412	42	40	45	160

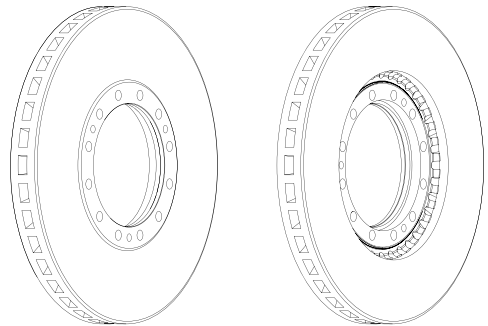


Kg



ABS

MENARINI All

**FCR102A**

∅	<b>A</b>	<b>B</b>	<b>C</b>	<b>D</b>
312	30	27.5	137	133

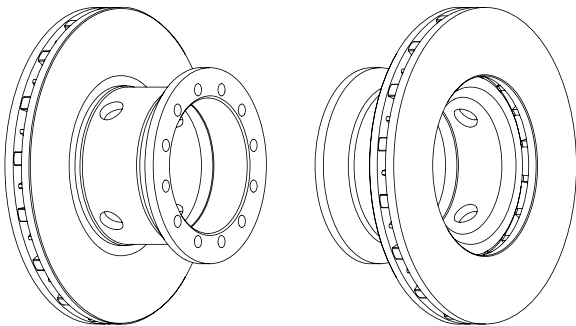


Kg



ABS

DAF F 1000, F 45 Series, Roadrunner

**FCR129A**

∅	<b>A</b>	<b>B</b>	<b>C</b>	<b>D</b>
400	42.3	37	90	175

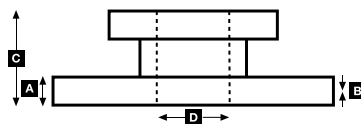
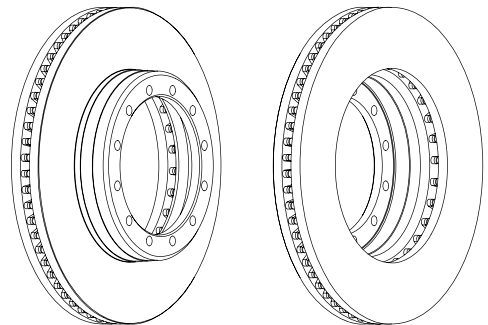


Kg



ABS

IRISBUS FR1 (5.4M, 5.6M, 6.2M)



**FCR135A**

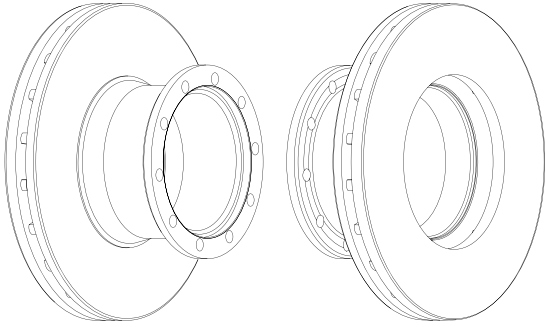
∅	<b>A</b>	<b>B</b>	<b>C</b>	<b>D</b>
425	45	38	165.5	215

	<b>Kg</b>
10xM16	37.2



ABS

IRISBUS Iveco 471

**FCR149A**

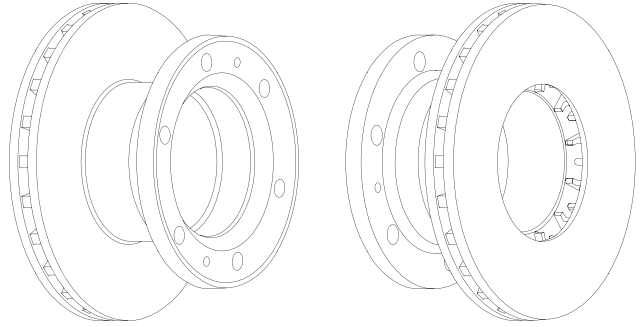
∅	<b>A</b>	<b>B</b>	<b>C</b>	<b>D</b>
315	35	32	153.5	240

	<b>Kg</b>
6	17.1



ABS

IRISBUS Iveco Magirus

**FCR136A**

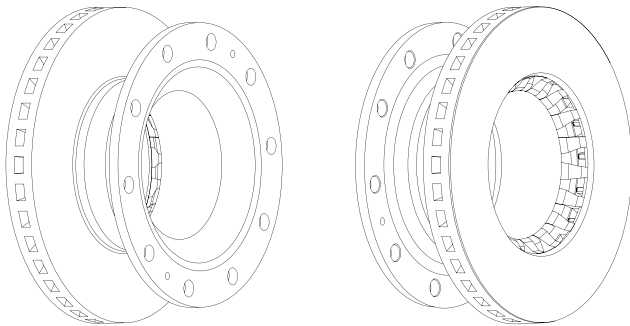
∅	<b>A</b>	<b>B</b>	<b>C</b>	<b>D</b>
425	45	41	170.5	285

	<b>Kg</b>
10	43.6



ABS

IRISBUS Iveco 480/580, Iveco 490

**FCR157A**

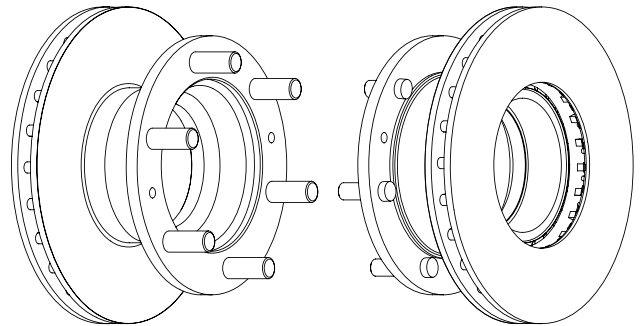
∅	<b>A</b>	<b>B</b>	<b>C</b>	<b>D</b>
304	30	27.8	128	165

	<b>Kg</b>
6x18,15 2xM10 13.9	6x75mm



ABS

IVECO Eurocargo, Eurocargo Tector

**FCR138A**

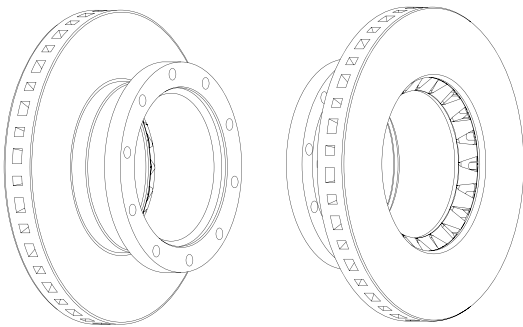
∅	<b>A</b>	<b>B</b>	<b>C</b>	<b>D</b>
425	45	38	159.5	215

	<b>Kg</b>
10xM16	36.8



ABS

INBUS F140 (Filobus), U210 - S210 - 1330

**FCR198A**

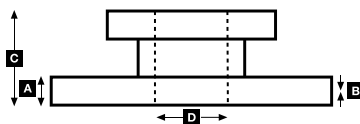

∅	<b>A</b>	<b>B</b>	<b>C</b>	<b>D</b>
430	45	37	132	203

	<b>Kg</b>
10xM14	34.2



ABS

LIAZ All

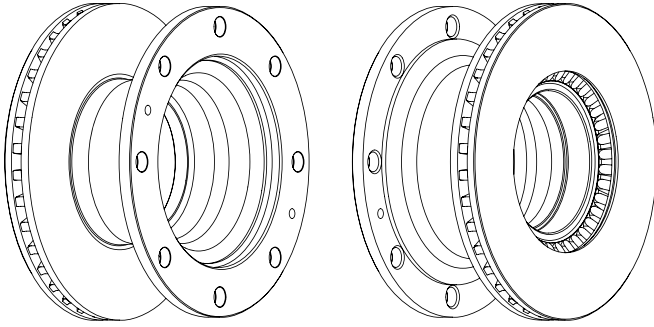




**FCR231A**

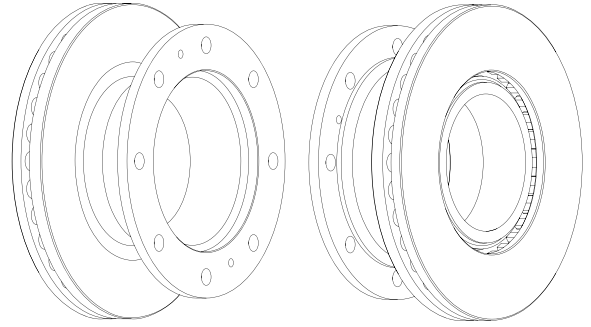

 322 30 27 134 215
 
 Kg 8x20,15 2xm10 20.1
 
 86mm
 
 ABS

IVECO Eurocargo, Eurocargo Tector

**FCR240A**

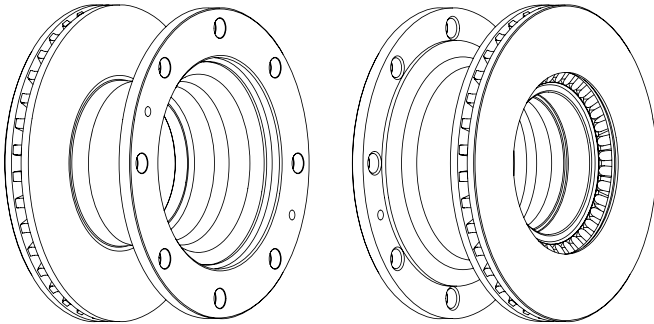

 377 45 37 151 225
 
 Kg 8xM20 2xm10 31
 
 M20x1,5 85mm
 
 ABS ✓

IVECO Eurocargo, Eurocargo Tector

**FCR232A**

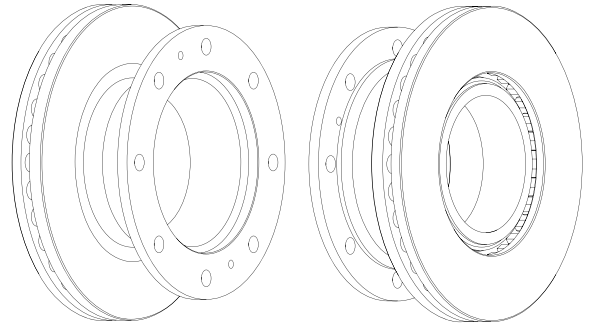

 322 30 27 134 215
 
 Kg 8x20,15 2xm10 17.6
 
 79mm
 
 ABS

IVECO Eurocargo, Eurocargo Tector

**FCR241A**

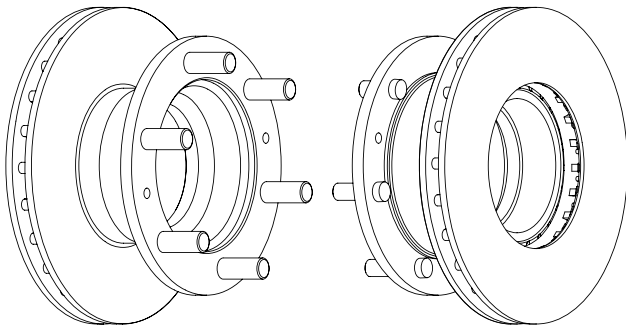

 377 45 37 151 225
 
 Kg 8xM22 2xm10 31
 
 M22x1,5 87mm
 
 ABS ✓

IVECO Eurocargo, Eurocargo Tector

**FCR233A**

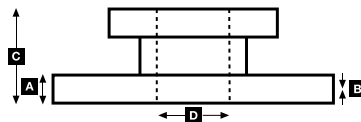
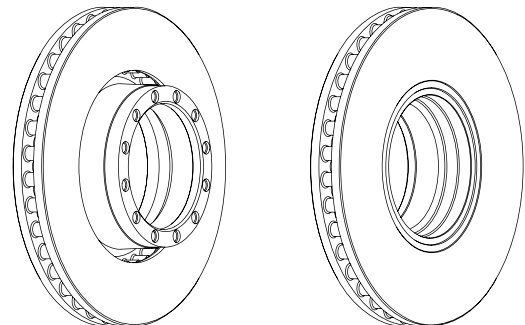

 304 30 27.8 128 165
 
 Kg 6x18,15 2xm10 13.9
 
 6 x65mm
 
 ABS

IVECO Eurocargo, Eurocargo Tector

**FCR251A**


 430 50 46 102 170
 
 Kg 12 34.6
 
 M16
 
 ABS

IVECO Eurocargo, Eurostar, Eurotech MH, Eurotech MP, Eurotech MT





**FCR278A**

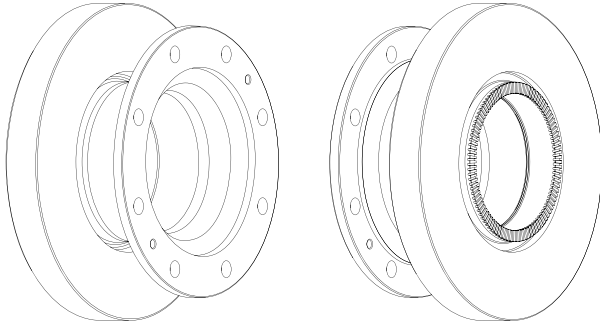
∅	<b>A</b>	<b>B</b>	<b>C</b>	<b>D</b>
375	45	37	150	225

	<b>Kg</b>
8x20 2xM10	37.7



<b>ABS</b>
✓

SOR SOR 10.5, SOR 9.5

**FCR285A**

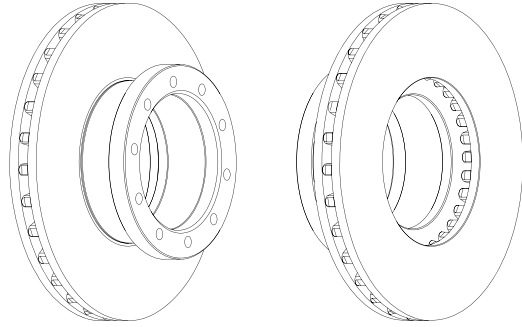
∅	<b>A</b>	<b>B</b>	<b>C</b>	<b>D</b>
440	45	38	135	190

	<b>Kg</b>
10 x M16	35



<b>ABS</b>
------------

DENNIS Javelin Coach

**FCR283A**

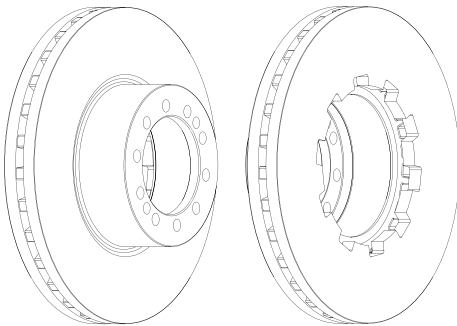
∅	<b>A</b>	<b>B</b>	<b>C</b>	<b>D</b>
377	45	38	112	117

	<b>Kg</b>
10x15 2M14	24.9



<b>ABS</b>
------------

DAF SB200

**FCR286A**

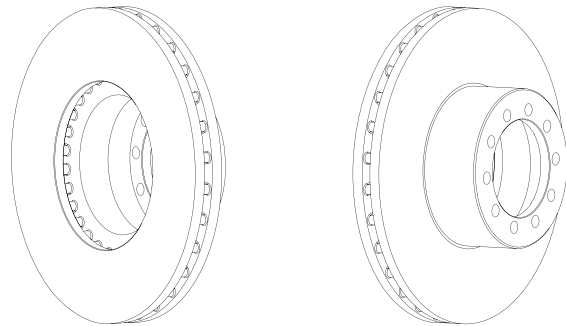
∅	<b>A</b>	<b>B</b>	<b>C</b>	<b>D</b>
438	45	38	130	136

	<b>Kg</b>
10x17,2	35



<b>ABS</b>
------------

DENNIS Elite

**FCR284A**

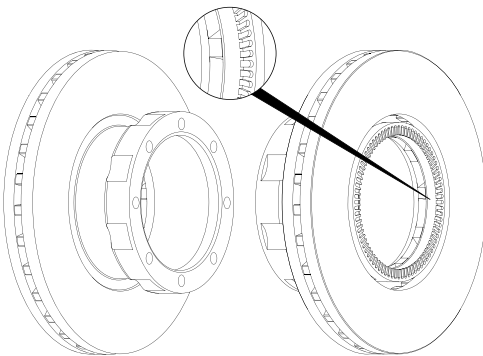
∅	<b>A</b>	<b>B</b>	<b>C</b>	<b>D</b>
377	45	38	138.5	169

	<b>Kg</b>
8xM14	27.1



<b>ABS</b>
✓

DAF SB200

**FCR288A**

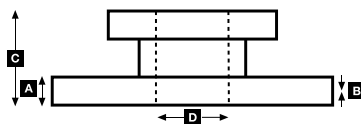
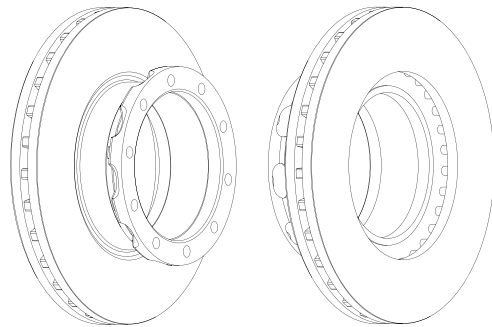
∅	<b>A</b>	<b>B</b>	<b>C</b>	<b>D</b>
430	45	37	131	200

	<b>Kg</b>
10xM16	34.5



<b>ABS</b>
------------

DENNIS R Series, Trident II



**FCR289A**

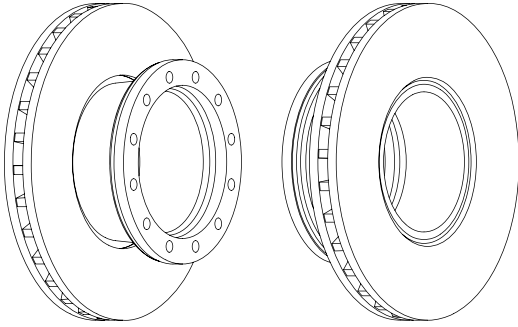
∅	<b>A</b>	<b>B</b>	<b>C</b>	<b>D</b>
434	45	37	145.5	210

	<b>Kg</b>
12xM16	38.3



ABS

ERF ECS/ECT/ECX

**FCR294A**

∅	<b>A</b>	<b>B</b>	<b>C</b>	<b>D</b>
430	45	38	160	290

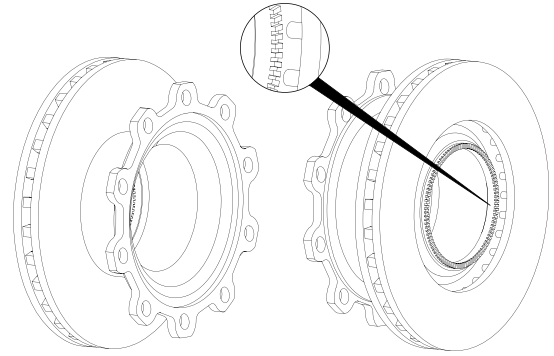
	<b>Kg</b>
10x23	37.4



ABS



GIGANT GROUP Trenkamp &amp; Gehle

**FCR290A**

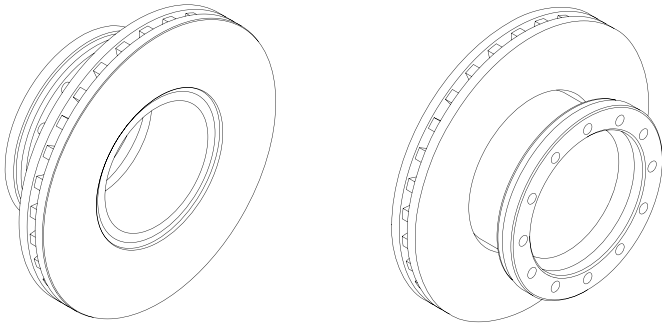
∅	<b>A</b>	<b>B</b>	<b>C</b>	<b>D</b>
434	45	38	149	210

	<b>Kg</b>
12xM16	38



ABS

ERF ECS/ECT/ECX

**FCR305A**

∅	<b>A</b>	<b>B</b>	<b>C</b>	<b>D</b>
375	45	38	150	225

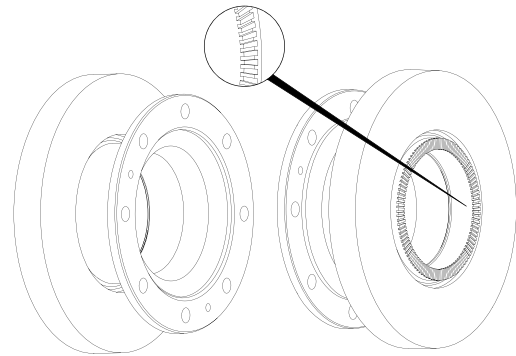
	<b>Kg</b>
8x20 + 2xM10	36.5



ABS



VOLVO FL 6-Series:

**FCR293A**

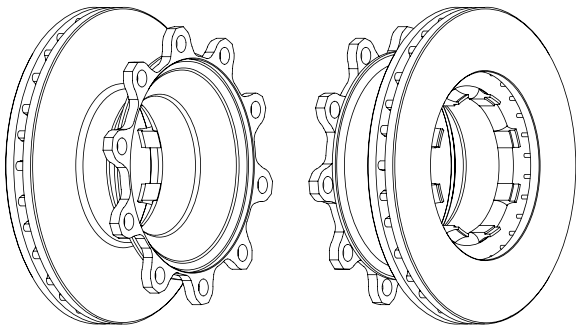
∅	<b>A</b>	<b>B</b>	<b>C</b>	<b>D</b>
430	45	38	160	290

	<b>Kg</b>
10x23	34.5



ABS

GIGANT GROUP Trenkamp &amp; Gehle

**FCR306A**

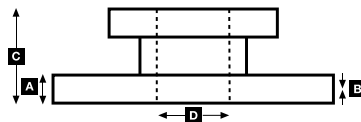
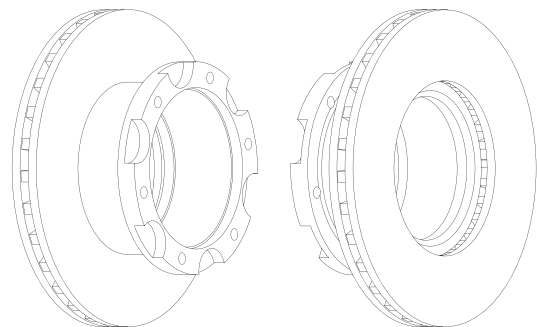
∅	<b>A</b>	<b>B</b>	<b>C</b>	<b>D</b>
322	30	28	115	164

	<b>Kg</b>
6xM12	15



ABS

VOLVO FL 4 Series:



# FCR319A

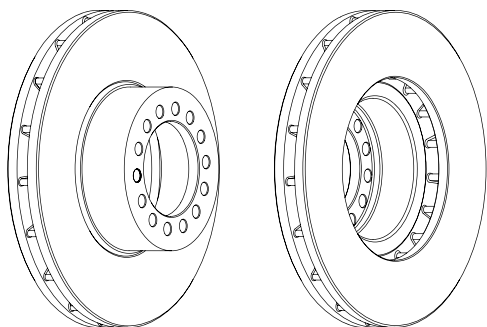
∅ **A** **B** **C** **D**  
377 45 37 107 168

⊙ **Kg**  
14 24.9



ABS

IVECO Eurocargo Tector



# FCR339A

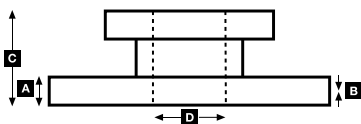
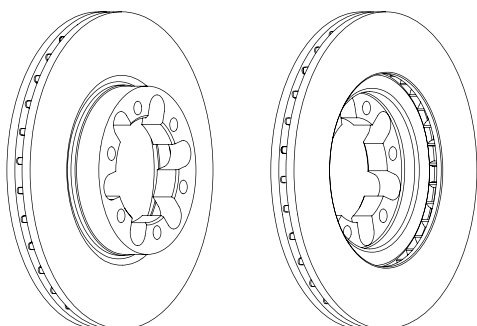
∅ **A** **B** **C** **D**  
290 26 23 53 96









⊙ **Kg**  
6 8.4



















ABS









NISSAN Cabstar E











	BFMC	WVA	#	Ø				!				
11 019 08,00 60 5	MB/90/1	11 582	2	230	174	34	8,0		93021	42	4x10	MERCEDES-BENZ, PERROT BREMSSEN (WABCO)
	MB/91/2	11 019	1	230	207	34	8,0				4x10	
	MB/91/3	11 025	1	230	207	34	8,0				4x10	
11 082 05,00 60 4	GL/11/1	11 082	4	230	230	40	5,0		93020	32	4x8	PEITZ
11 084 05,00 60 4	BC/51/1	11 084	4	250	245	40	5,0		93020	40	4x8	BPW, PEITZ
11 284 05,00 60 4	BW/1/1	11 284	4	250	262	40	5,0		93021	40	4x10	KNOTT, PEITZ, SAF
11 478 05,00 60 4		11 478	4	200	190	40	5,0		93020	40	4x8	BPW
11 556 05,00 60 4		11 556	4	230	224	40	5,0		93020	40	4x8	BPW
13 020 08,00 60 3	MB/88/1	13 532	2	260	201	54	8,0		93021	52	4x10	MERCEDES-BENZ, PERROT BREMSSEN (WABCO)
	MB/89/2	13 020	2	260	233	54	8,0				4x10	
15 004 05,00 60 4	BC/52/1	15 004	4	300	290	60	5,0		93021	64	4x10	BPW, PEITZ, SAF, WARSTEINER
15 030 08,00 60 3	MB/80/2	15 742	2	270	211	79	8,0		93038	52	5x10	MERCEDES-BENZ, PERROT BREMSSEN (WABCO), STEYR
	MB/81/3	15 030	2	270	244	79	8,0				5x10	
15 031 09,30 60 4		15 031	4	400	418	80	9,3			64	6x18	KNOTT
15 039 08,00 00 3	MB/80/2	15 742	2	270	211	79	8,0		93038	52	5x10	PERROT BREMSSEN (WABCO)
		15 039	2	270	244	79	8,0			52	5x10	
15 039 08,00 60 3	MB/80/2	15 742	2	270	211	79	8,0		93038	52	5x10	IVECO
		15 039	2	270	244	79	8,0				5x10	
15 044 06,00 60 4	FD/85/1	15 044	4	350	339	60	6,0		93047	40	6x10	BPW, KNOTT, PEITZ, SAF, WARSTEINER
15 059 09,30 60 3	MB/107/1	15 869	2	300	237	87	9,3		93047	52	6x10	MERCEDES-BENZ
	MB/108/2	15 059	2	300	264	87	9,3				6x10	
15 077 16,00 00 8		15 077	8	300	148	80	.16,0		93251	48	8x15	GFA (Gothaer Achsen), SAF
15 162 11,50 00 4	MB/103/2	15 162	4	304	258	90	.11,5		93057	40	8x12	MERCEDES-BENZ
15 162 13,50 00 4	MB/116/2	15 162	4	308	258	90	.13,5		93057	40	8x12	MERCEDES-BENZ
15 207 08,00 60 4*	FI/79/2	15 207	4	420	406	90	8,0	* use/verwenden K15207.0-F3656	93059	64	8x18	ADIGE, BATTAGLINO, IVECO
15 207 08,00 60 4*	FI/79/2	15 207	4	420	406	90	8,0	* use/verwenden K15207.0-F3656	93252	64	8x18	CARDI, CARENZI, FRANCHIN, PERLINI, ROLFO, VIBERTI, ZORZI
15 247 08,00 60 4	FD/86/1	15 247	4	400	388	80	8,0		93251	40	8x15	BPW, KÄSSBOHRER
15 349 09,00 60 3	MB/69/1	15 350	2	300	288	70	9,0		93049	52	6x15	MERCEDES-BENZ
	MB/70/1	15 349	2	300	245	70	9,0				6x15	
15 494 12,00 60 4	FI/95/1	15 494	4	420	397	90	12,0		93060	64	8x20	ADIGE, IVECO, PIACENZA
15 580 12,00 60 3	MB/94/1	15 580	2	304	244	98	12,0		93047	52	6x10	MERCEDES-BENZ
	MB/95/1	15 581	2	304	286	98	12,0				6x10	
15 732 07,00 60 3	FI/100/1	15 733	2	325	256	80	7,0		93048	56	6x12	IVECO, PERROT BREMSSEN (WABCO)
	FI/101/1	15 732	2	325	298	80	7,0				6x12	
15 751 12,40 60 8		15 751	8	400	195	80	.12,4		93251	48	8x15	SAF
15 775 07,00 60 4	VN/19/1	15 775	4	270	212	65	7,0		93021	40	4x10	VOLKSWAGEN
15 799 11,50 66 8	SE/1/1	15 799	8	305	141	80	11,5		93049	48	6x15	GIGANT GROUP
15 817 12,10 60 3	MP/37/1	15 817	2	325	301	97	12,1		93060	44	8x20	AVIA - DAEWOO (Czech), DAF, MAN, PERROT BREMSSEN (WABCO)
	MP/38/1	15 823	2	325	251	97	12,1				8x20	
15 826 08,00 60 8		15 826	8	310	152	80	8,0		93049	64	6x15	PEITZ
15 879 16,50 60 8	GG/209/1	15 879	8	325	140	97	.16,5		93058	48	8x15	MAN, STEYR
17 012 21,55 60 6	DF/40/1	17 013	4	419	209	127	.21,55		93686	80	L11	DAF
	DF/41/1	17 012	4	419	220	127	.21,55				L11	
17 016 08,00 00 8		17 377	8	400	192,7	120	8		93251	64	8x15	BPW
17 016 11,00 00 8		17 016	8	400	192,7	120	11		93251	64	8x15	A.D.R. , GKN FAD Axles
17 017 16,00 60 8	GG/217/1	17 017	8	360	173	143	.16,0		93058	64	8x15	CAETANO PSV, MAN, OPTARE, RENAULT TRUCKS
17 092 10,00 60 3	SY/8/1	17 092	2	405	430	120	10,0		93060	56	8x20	STEYR
	SY/9/1	17 093	2	405	324	120	10,0				8x20	
17 115 10,00 60 8	BC/39/1	17 115	8	400	190	120	10,0		93252	64	8x18	BPW, SAF
17 161 19,00 00 8	SV/26/1	17 161	8	413	193	127	19,0		93687	64	L12	SCANIA
17 183 10,00 60 8	BC/53/1	17 183	8	300	142	120	10,0		93252	64	8x18	BPW, KNOTT, WARSTEINER
17 217 11,70 60 4	GG/194/1	17 217	4	330	295	125	11,7		93684	48	L9	DAF, FORD, IRISBUS, MCW, RENAULT TRUCKS
17 237 17,80 00 8	PB/15/1	17 237	8	500	253	120	.17,8	Old version 8 holes	93067	64	10x18	KESSLER, KNOTT, PERROT BREMSSEN (WABCO)
17 238 17,00 00 8	MP/30/2	17 238	8	410	175	143	.17,0		93058	64	8x15	MAN, MERCEDES-BENZ, RENAULT TRUCKS
17 248 12,00 60 4	BC/32/2	17 248	4	400	321	140	12,0		93060	48	8x20	PERROT BREMSSEN (WABCO)
17 251 12,50 60 4	SY/16/1	17 251	4	405	370	120	12,5		93060	56	8x20	STEYR
17 252 11,50 60 3	SY/17/1	17 253	2	405	423	140	11,5		93060	56	8x20	STEYR
	SY/18/1	17 252	2	405	321	140	11,5				8x20	
17 263 18,30 60 6	DF/22/3	17 263	4	419	209	127	.18,3		93685	80	L10	DAF, NEOPLAN
	DF/23/3	17 264	4	419	216	127	.18,8				L10	

	BFMC	WVA	#	Ø				!				
17 269 12,00 60 3	BC/32/1	17 269	2	400	320	140	12,0		93251	56	8x15	PERROT BREMSSEN (WABCO), TAM
	BC/33/1	17 336	4	400	320	140	12,0				8x15	
17 278 11,50 00 4	MB/96/2	17 278	4	304	258	105	.11,5		93057	40	8x12	MERCEDES-BENZ
17 278 13,50 00 4	MB/109/2	17 278	4	308	259	105	.13,5		93057	40	8x12	MERCEDES-BENZ
17 280 11,50 00 4	MB/97/2	17 280	4	304	258	120	.11,5		93057	40	8x12	MERCEDES-BENZ
17 280 13,50 00 4	MB/110/2	17 280	4	308	259	120	.13,5		93057	40	8x12	MERCEDES-BENZ
17 285 10,00 60 8	BC/2/1	17 285	8	440	190	140	10,0		93059	64	8x18	MERCEDES-BENZ
17 286 10,00 60 8	BC/1/1	17 286	8	440	190	100	10,0		93059	64	8x18	NEOPLAN
17 287 11,50 00 4	MB/102/2	17 287	4	304	258	135	.11,5		93057	40	8x12	MERCEDES-BENZ
17 287 13,50 00 4	MB/115/2	17 287	4	308	257	135	.13,5		93057	40	8x12	MERCEDES-BENZ
17 290 13,40 00 6	MB/98/2	17 290	4	360	172	130	.13,4		93058	56	8x15	MERCEDES-BENZ, SOR
	MB/99/2	17 950	4	360	130	130	.13,5				8x15	
17 290 15,40 00 6	MB/111/2	17 290	4	364	172	130	.15,40		93058	56	8x15	MERCEDES-BENZ
	MB/112/1	17 950	4	364	131	130	.15,5				8x15	
17 297 15,00 60 8	MB/67/1	17 297	8	418	213	100	15,0		93058	64	8x15	NEOPLAN
17 298 15,00 60 8	MB/68/1	17 298	8	418	213	120	15,0		93058	64	8x15	NEOPLAN
17 313 12,90 60 3	PB/23/1	17 313	2	310	236	100	12,9		93048	52	6x12	IVECO, PERROT BREMSSEN (WABCO)
	PB/26/1	17 318	2	310	280	100	12,9				6x12	
17 316 12,70 60 4*	GG/153/1	17 316	4	394	321	127	12,7	* use/verwenden K17316.0-F3658	93683	48	L8	DAF, FORD, RENAULT TRUCKS
17 340 10,00 60 4	BC/77/1	17 340	4	400	329	140	10,0		93058	48	8x15	SAURER, TAM
17 340 14,00 86 4	BC/77/1	17 340	4	408	329	140	14,0		93067	48	10x18	SAURER
17 347 17,00 00 8		17 347	8	300	145	100	17,0		93251	64	8x15	GIGANT GROUP
17 347 18,00 00 8		17 347	4	300	145	100	.18,0		93251	64	8x15	BPW, GFA (Gothaer Achsen)
17 350 09,30 60 3	MB/100/1	17 973	2	300	237	102	9,3		93048	52	6x12	MERCEDES-BENZ
	MB/101/2	17 350	2	300	264	102	9,3				6x12	
17 351 09,30 60 3	MB/117/1	17 975	2	300	237	122	9,3		93048	52	6x12	MERCEDES-BENZ, OPTARE
	MB/118/2	17 351	2	300	264	122	9,3				6x12	
17 357 14,80 00 6	GG/233/1	17 357	4	360	174	140	.14,8		93683	112	L8	VOLVO
	GG/234/1	17 358	4	360	174	140	.9,7				L8	
17 362 14,50 60 8	YK/13/1	17 362	8	335	156	150	14,5		93684	64	L9	YORK TRAILERS
17 374 17,80 00 8		17 374	8	500	253	120	.17,8	New version 10 holes	93067	80	10x18	KESSLER, KNOTT, PERROT BREMSSEN (WABCO)
17 377 18,00 00 8	BC/78/1	17 377	8	420	204	120	.18,0		93251	80	8x15	BPW, GFA (Gothaer Achsen), KÄSSBOHRER, STEYR, WARSTEINER
17 399 18,00 00 8		17 399	8	420	204	120	.18,0		93251	64	8x15	SAF
17 408 08,00 60 3*	FI/102/1	17 793	2	325	296	100	8,0	* use/verwenden K17408.0-F3653	93048	52	6x12	IVECO, PERROT BREMSSEN (WABCO)
	FI/104/1	17 408	2	325	296	100	8,0				6x12	
17 409 12,00 60 4	MB/93/1	17 409	4	304	248	135	12,0		93058	40	8x15	MERCEDES-BENZ
17 456 18,00 00 8	BC/109/1	17 456	8	420	201	140	.18,0		93059	64	8x18	AUSTERAS, BPW, CARDI, STEYR
17 481 12,00 60 4	FI/86/1	17 481	4	420	421	125	12,0		93058	64	8x15	IVECO, VAN HOOL
17 482 12,00 60 4	FI/94/1	17 482	4	420	397	125	12,0		93058	96	8x15	IVECO
17 555 09,50 60 4	GG/144/1	17 555	4	330	299	101	9,5			48	L7	DAF, FORD, RENAULT TRUCKS
17 635 12,00 60 3	SY/20/2	17 635	2	325	249	120	12,0		93048	52	6x12	IVECO, PERROT BREMSSEN (WABCO), YUGO
	SY/26/1	17 636	2	325	288	120	12,0				6x12	
17 660 12,00 60 4	FI/141/1	17 660	4	320	310	140	12,0		93060	40	8x20	ADIGE
17 662 09,50 60 3	GG/163/1	17 662	2	330	300	127	9,5		93684	52	L9	DAF, FORD, RENAULT TRUCKS
	GG/164/1	17 663	2	330	343	127	9,5				L9	
17 664 19,00 60 6*	VL/70/1	17 665	4	413	159	127	.19,0	* use/verwenden J1296928	93687	72	L12	IRISBUS, VOLVO
	VL/71/1	17 664	4	413	197	127	.19,0				L12	
17 682 17,00 60 8	MP/29/1	17 682	8	410	175	123	.17,0		93059	64	8x18	MAN, MERCEDES-BENZ
17 742 16,00 00 6	PB/9/1	17 742	4	410	207	140	.16,0		93068	64	10x20	PERROT BREMSSEN (WABCO), SETRA
	PB/10/1	17 743	4	410	210	140	.16,0				10x20	
17 746 18,00 60 8	IK/2/1	17 746	8	420	184	140	18,0		93059	48	8x18	IKARUS
17 747 12,50 60 3	BT/56/1	17 748	2	414	284	125	12,5		93049	96	6x15	IRISBUS, RENAULT TRUCKS
	BT/57/1	17 747	2	414	345	125	12,5				6x15	
17 758 08,10 00 4	FI/138/1	17 758	4	325	255	120	8,1		93048	48	6x12	PERROT BREMSSEN (WABCO)
17 761 11,50 00 8*	SE/5/1	17 761	8	405	180	125	11,5	* use/verwenden J1233928	93049	48	6x15	GIGANT GROUP
17 795 18,00 00 6	MB/82/1	17 796	4	410	216	143	.18,0		93059	72	8x18	MERCEDES-BENZ
	MB/83/1	17 795	4	410	172	143	.18,0				8x18	
17 797 18,80 60 8	FI/139/1	17 797	8	420	204	110	.18,8		93060	80	8x20	ADIGE, CALABRESE









	BFMC	WVA	#	Ø				!				
17 804 12,70 60 4	DO/80/1	17 804	4	394	354	127	12,7	* use/verwenden J1287928		64	K8	RENAULT TRUCKS
17 804 12,70 60 4*	DO/80/1	17 804	4	394	354	127	12,7	* use/verwenden J1287928		64	K8	RENAULT TRUCKS
17 807 18,30 00 8	BC/122/1	17 807	8	420	204	124	.18,3		93252	80	8x18	BPW
17 827 12,50 60 3*	SA/28/1	17 827	2	325	251	120	12,5	*use/verwenden J1227928		60	5x12	DAF, IVECO, RENAULT TRUCKS, VOLVO
	SA/29/1	17 828	2	325	210	120	12,5				5x12	
17 829 10,00 60 3*	BT/76/1	17 829	2	310	245	100	10,0	* use/verwenden J1228928	93038	56	5x10	DAF, RENAULT TRUCKS, VOLVO
	SA/25/1	17 830	2	310	209	100	10,0				5x10	
17 831 10,00 60 3*	SA/26/1	17 832	2	310	245	125	10,0	* use/verwenden J1229928	93038	64	5x10	DAF, RENAULT TRUCKS, VOLVO
	SA/27/1	17 831	2	310	209	125	10,0				5x10	
17 847 12,50 60 4		17 847	4	405	370	240	12,5		93060	56	8x20	STEYR
17 869 12,50 60 8	FI/105/1	17 869	8	420	197	140	12,5		93060	64	8x20	IVECO
17 885 12,50 00 8	FI/113/1	17 885	8	420	211	135	12,5		93060	64	8x20	IRISBUS, IVECO
17 895 12,00 60 4	FI/137/1	17 895	4	420	401	140	12,0		93060	64	8x20	ADIGE, CARENZI
17 897 15,80 00 6	LZ/7/1	17 897	4	305	151	125	.15,8		93252	48	8x18	GIGANT GROUP, LOHR
	LZ/8/1	17 898	4	305	143	125	.15,9				8x18	
17 900 12,10 60 3	MP/39/1	17 900	2	325	301	147	12,1		93057	44	8x12	DAF, MAN, NEOPLAN, PERROT BREMSEN
	MP/40/1	17 901	2	325	251	147	12,1				8x12	(WABCO)
17 905 17,00 00 6	BA/2/1	17 905	4	430	207	140	0.17		93060	64	8x20	BARTOLETTI
	BA/3/1	17 906	4	430	207	140	.17,75				8x20	
17 924 12,50 60 3	FI/120/1	17 924	2	325	249	100	12,5		93048	52	6x12	IVECO, PERROT BREMSEN (WABCO)
	FI/121/1	17 925	2	325	288	100	12,5				6x12	
17 932 10,00 60 3	GG/186/1	17 933	2	330	295	127	.8,5				L7	DAF, FORD, MCW
	GG/187/1	17 932	2	330	340	127	.10,0				L7	
17 988 16,20 60 8	GG/210/1	17 988	8	325	140	150	.16,2		93058	64	8x15	MAN, STEYR
17 991 19,00 00 4	SV/39/2	17 991	4	413	235	127	19,0		93280	32	6,65x18	SCANIA
17 992 18,30 60 8	VL/85/1	17 992	8	410	176	125	.18,3	(L8=5mm Platform, L10=8mm Platform)	93683 / 93685	64	L8/L10	VOLVO
19 010 20,60 60 6	DF/44/1	19 011	4	420	177	150	.20,6		93686	64	L11	DAF, OPTARE
	DF/45/1	19 010	4	420	176	150	.20,8				L11	
19 019 14,00 60 4	BC/61/1	19 019	4	420	391	180	14,0		93074	56	10x17	PERROT BREMSEN (WABCO), SETRA
19 024 20,60 60 6	DF/42/1	19 024	4	419	209	152	.20,6		93686	80	L11	DAF
	DF/43/1	19 031	4	419	220	152	.20,8				L11	
19 030 22,00 60 6	RW/34/1	19 030	4	419	189	177	.22,0		93684	96	L9	MERITOR
	RW/35/1	19 033	4	419	195	177	.21,4				L9	
19 032 17,50 00 8		19 032	8	420	203	180	.17,5		93251	80	8x15	STEYR
19 032 17,80 00 8	BC/98/1	19 032	8	420	205	180	.17,8		93251	80	8x15	ACERBI, AUSTERAS, BATTAGLINO, BENALU, BPW, CARDI, CODER, CRANE FRUEHAUF, FRANCHIN, FRUEHAUF/BENALU, GFA (Gothaer Achsen), GORICA, KAISER, KÄSSBOHRER, LEGITRAILER, MERCEDES-BENZ, PIACENZA, PRIM-BALL, RENAULT TRUCKS, ROLFO, SAF, WARSTEINER, ZORZI
19 036 18,60 00 6	DF/24/1	19 037	4	419	192	178	.18,0	Rivet 5mm / Cylindrical drilling	93275	96	5x15	BAJ et FOND, CASTERA, CRANE FRUEHAUF, FRUEHAUF/BENALU, GIGANT GROUP, KAISER, TRAILOR, YORK TRAILERS
	DF/25/1	19 036	4	419	189	178	.18,6				5x15	
19 036 18,60 80 6		19 036	4	419	189	178	.18,6	Rivet 8mm	93252	96	8x18	FRUEHAUF/BENALU, SAF
		19 037	4	419	194	178	.18,0				8x18	
19 036 18,60 90 6	IL/66/5	19 036	4	419	188	178	.18,6	Rivet 6,35mm	93685	96	L10	BAJ et FOND, BENALU, BROCKHOUSE, CALABRESE, CARRIMORE, CRANE FRUEHAUF, DYSON, FOX, FROMANT, FROMCO, FRUEHAUF/BENALU, HANDS, HIGHWAY, KAISER, MERITOR, MERRIWORTH, MULTIWHEEL, NORTHERN, PEAK, PITT, PRIMROSE, SAMRO, SCAMMELL, STEYR, TITAN, YORK TRAILERS
	IL/67/5	19 037	4	419	194	178	.18,0				L10	
19 041 17,80 00 8		19 041	8	500	253	180	.17,8		93059			KESSLER, KNOTT, PERROT BREMSEN (WABCO)
19 042 17,80 00 8	BC/86/1	19 042	8	500	253	160	.17,8		93059			KESSLER, KNOTT, PERROT BREMSEN (WABCO)









	BFMC	WVA	#	Ø				!				
19 049 12,50 60 3*	SA/10/1	19 049	2	414	347	150	12,5	* use/verwenden J1296928	93049	96	6x15	CAZENAWE, COLAERT, CRANE FRUEHAUF, FRUEHAUF/BENALU, IRISBUS, MADURAUD, RENAULT TRUCKS, TITAN
	SA/11/1	19 199	2	414	286	150	12,5				6x15	
19 052 20,60 60 6	DF/46/1	19 052	4	420	177	175	.20,6		93686	96	L11	DAF
	DF/47/1	19 055	4	420	176	175	.20,8				L11	
19 063 20,60 60 6	DF/48/1	19 063	4	420	177	200	.20,6		93685	128	L10	BOVA, DAF
	DF/49/1	19 064	4	420	176	200	.20,8				L10	
19 068 18,30 00 8	VL/89/2	19 068	8	410	176	225	.18,3	(96 x L8=5mm Plattform, 104 x L10=8mm Plattform)	93683 / 93685	96 / 104	L8/L10	DENNIS, IRISBUS, VOLVO
19 071 18,30 00 8	VL/88/2	19 071	8	410	176	200	.18,3	(96 x L8=5mm Plattform, 104 x L10=8mm Plattform)	93683 / 93685	96 / 104	L8/L10	AWD, BEDFORD, CAETANO PSV, DENNIS, ERF, IRISBUS, KAROSA, SEDDON ATKINSON, SISU, STEYR, VOLVO
19 072 12,70 60 4	GG/83/1	19 072	4	394	360	152	12,7		93684	48	L9	AEC, BEDFORD, BRISTOL, BROCKHOUSE, CARRIMORE, CRANE FRUEHAUF, DAF, DENNIS, DYSON, ERF, FORD, GUY, HANDS, HIGHWAY, IVECO, PITT, RENAULT TRUCKS, SCAMMELL, SEDDON ATKINSON, YORK TRAILERS
19 075 19,00 00 8	SV/8/1	19 075	8	413	193	178	19,0		93687	96	L12	SCANIA
19 084 17,50 00 5		19 084	2	410	192	180	.17,5		93067	64	10x18	PERROT BREMSEN (WABCO), SETRA, VAN HOOL
	PB/29/1	19 855	2	410	196	180	.17,5				10x18	
	PB/30/1	19 856	4	410	192	180	.17,4				10x18	
19 090 18,30 00 8	VL/87/2	19 090	8	410	176	175	.18,3	(96 x L8=5mm Plattform, 104 x L10=8mm Plattform)	93683 / 93685	96 / 104	L8/L10	AWD, BEDFORD, CAETANO PSV, DENNIS, ERF, VOLVO
19 091 21,50 00 5	PB/42/2	19 098	6	410	204	202	.21,5		93060	96	8x20	IVECO
	PB/42/1	19 091	2	410	204	202	.21,5				8x20	
19 094 17,50 00 8		19 094	8	420	203	200	.17,5		93251	80	8x15	STEYR
19 094 17,80 00 8	BC/97/1	19 094	8	420	202	200	.17,8		93251	80	8x15	ACERBI, BATTAGLINO, BENALU, BERTOJA, BPW, CARDI, CRANE FRUEHAUF, DAF, FRUEHAUF/ BENALU, GIGANT GROUP, KAISER, KÄSSBOHRER, LAG, LECITRAILER, PIACENZA, PRIM-BALL, RENAULT TRUCKS, ROLFO, SAF, VAN HOOL, VIBERTI, ZORZI
19 099 21,50 00 5	PB/41/1	19 100	6	410	204	180	.21,5		93060	96	8x20	IVECO, PERROT BREMSEN (WABCO)
	PB/41/2	19 099	2	410	204	180	.21,5				8x20	
19 102 10,00 60 8	BC/54/1	19 102	8	300	141	150	10,0		93251	64	8x15	BPW, PEITZ, SAF, WARSTEINER
19 103 10,00 60 8	BC/55/1	19 103	8	300	142	200	10,0		93251	64	8x15	BPW, GIGANT GROUP, KÄSSBOHRER, SAF, TRAILOR, WARSTEINER
19 109 21,70 00 6		19 109	4	410	195,5	180	21,7		93058	96	8x16	IVECO
		19 110	4	410	195,5	180	21,7				8x16	
19 113 18,20 00 8	AD/44/1	19 113	8	410	178	180	.18,2	New version 10 holes	93067	80	10x18	KESSLER, KNOTT, PERROT BREMSEN (WABCO)
19 114 19,40 00 6*	PB/38/1	19 114	4	410	196	220	.19,4	* use/verwenden B2740167	93067	96	10x18	PERROT BREMSEN (WABCO), VAN HOOL
	PB/39/1	19 115	4	410	196	220	.19,4				10x18	
19 116 21,70 00 6		19 116	4	410	195,5	200	21,7		93058	96	8x16	IVECO
		19 119	4	410	195,5	200	21,7				8x16	
19 125 19,70 60 8	MB/61/1	19 125	8	370	156	160	19,7		93059	64	8x18	MERCEDES-BENZ, NEOPLAN
19 134 14,00 60 5	SY/19/1	19 134	4	420	214	160	14,0		93067	32	10x18	PERROT BREMSEN (WABCO), STEYR
		19 298	2	420	334	160	14,0				10x18	
19 144 19,80 00 6	SV/43/1	19 144	4	410	211	150	19,8/18		93282			SISU
	SV/44/1	19 145	4	410	211	150	18,9/12,2					
19 146 19,80 00 6	SV/45/1	19 146	4	410	211	180	19,8/18		93282			SISU
	SV/46/1	19 147	4	410	211	180	18,9/12,2					
19 150 18,30 60 6	DF/20/3	19 150	4	419	209	152	.18,3		93685	80	L10	BOVA, DAF, IRISBUS, LAG, OPTARE, SISU, TAM, TRAILOR
	DF/21/3	19 151	4	419	216	152	.18,8				L10	
19 160 15,00 00 8	MB/51/1	19 160	8	440	186	170	15,0		93059	64	8x18	MERCEDES-BENZ
19 166 19,80 00 6	BC/90/1	19 166	4	400	215	200	19,8		93252	80	8x18	KÄSSBOHRER
	BC/91/1	19 167	4	400	215	200	19,4				8x18	
19 168 19,40 00 6	BC/92/1	19 168	4	400	214	150	.19,4		93252	80	8x18	KÄSSBOHRER, LOHR
	BC/93/1	19 169	4	400	215	150	.19,8				8x18	
19 177 16,00 60 8	GG/218/1	19 177	8	360	173	160	.16,0		93058	96	8x15	CAETANO PSV, MAN, OPTARE











	BFMC	WVA	#	Ø				!				
									#			
19 187 18,50 60 8	RN/104/1	19 187	8	414	187	220	18,5		93059	64	8x18	IRISBUS, KAROSA, RENAULT TRUCKS
19 200 17,80 00 8	BC/35/1	19 200	8	420	204	160	.17,8		93251	80	8x15	BPW, CARDI, CRANE FRUEHAUF, FRUEHAUF/ BENALU, GIGANT GROUP, SAF, WARSTEINER
19 217 19,80 00 6	SV/47/1	19 217	4	410	211	210	19,8/18		93282			SISU
	SV/48/1	19 218	4	410	211	210	18,9/12,2					
19 225 14,00 60 4	FI/124/2	19 225	4	360	318	170	14,0		93059	72	8x18	DENNIS, IVECO, NEOPLAN, PERROT BREMSEN (WABCO)
19 237 19,40 00 6		19 237	4	410	196	160	.19,4		93067	32	10x18	PERROT BREMSEN (WABCO)
		19 238	4	410	196	160	.19,3				10x18	
19 245 15,00 60 6	SY/23/1	19 245	4	420	186	160	15,0		93067	56	10x18	STEYR
	SY/31/1	19 782	4	420	136	160	15,0				10x18	
19 245 15,00 60 8	SY/23/1	19 245	8	420	186	160	15,0		93067	64	10x18	JELCZ, STEYR
19 246 15,00 00 8	SY/24/1	19 246	8	420	186	185	15,0		93067	64	10x18	STEYR
19 255 17,50 60 3	RN/102/1	19 255	2	360	256	170	.17,5		93234	80	8x18	MAN, RENAULT TRUCKS
	RN/103/1	19 259	2	360	349	170	.17,5				8x18	
19 256 18,30 60 6	DF/16/2	19 256	4	419	208	178	.18,3		93685	112	L10	BOVA, DAF, IRISBUS, NEOPLAN, TAM
	DF/17/2	19 260	4	419	216	178	.18,8				L10	
19 262 19,80 60 5	PB/25/1	19 262	6	410	201	180	.19,8		93060	112	8x20	IVECO, PERROT BREMSEN (WABCO), TATRA
	PB/25/2	19 342	2	410	201	180	.19,8				8x20	
19 263 19,80 60 5	PB/24/2	19 343	2	410	201	200	.19,8		93060	112	8x20	IRISBUS, IVECO, PERROT BREMSEN (WABCO), TATRA
	PB/24/1	19 263	6	410	201	200	.19,8				8x20	
19 269 09,30 60 3*	GG/207/1	19 272	2	360	353	170	.12,8	* use/verwenden B2345927	93683	84	L8	VOLVO
	GG/208/1	19 269	2	360	270	170	9,3				L8	
19 283 20,60 00 6	SJ/28/1	19 283	4	420	177	178	.20,6		93251	64	8x15	GIGANT GROUP, KAISER, SAF
	SJ/29/1	19 284	4	420	183	178	.20,0				8x15	
19 306 16,50 60 8	GG/216/1	19 306	8	360	173	170	.16,5		93683	96	L8	AWD, BEDFORD, DAF, SEDDON ATKINSON
19 365 18,70 80 6	RW/1/3	19 366	4	419	189	203	.19,3		93252	96	8x18	TRAILOR
	RW/2/3	19 365	4	419	192	203	.18,7				8x18	
19 365 18,70 90 6	RW/1/3	19 366	4	419	189	203	.19,3	Conical drilling / Rivet 6,35mm	93685	96	L10	BAJ et FOND, BENALU, CRANE FRUEHAUF, FODEN, FOX, FRUEHAUF/BENALU, GIGANT GROUP, KAISER, MERITOR, MERRIWORTH, SAF, SAMRO, SCAMMELL
	RW/2/3	19 365	4	419	192	203	.18,7				L10	
19 369 18,70 80 6	FU/4/4	19 369	4	419	189	218	.18,7	Rivet 6,35mm	93685	96	L10	BATTAGLINO, BENALU, BROCKHOUSE, CARRIMORE, CASTERA, CODER, DORSEY, DYSON, FOX, FROMANT, FROMCO, FRUEHAUF/BENALU, HANDS, HIGHWAY, HOYNOR, LAG, MERITOR, MOSELEY, MURFIT, NORTHERN, PEAK, PITT, SAMRO, SCAMMELL, YORK TRAILERS
	FU/5/4	19 370	4	419	192	218	.19,3				96	
19 369 18,70 90 6		19 369	4	419	194	219	.18,7	Rivet 8mm	93252	96	8x18	MERITOR
		19 370	4	419	189	219	.19,3				8x18	
19 384 18,15 60 5	CW/4/1	19 384	6	381	188	178	.18,15		93684	96	L9	CRANE FRUEHAUF, FODEN, FORD, FRUEHAUF/ BENALU, IRISBUS, IVECO, MERITOR, ROCKWELL, SEDDON ATKINSON, VAN HOOL, VOLVO
	CW/4/2	19 385	2	381	188	178	.18,15				L9	
19 393 19,00 00 8	SV/27/1	19 393	8	413	193	203	19,0		93687	96	L12	SCANIA, SISU
19 396 13,00 00 8	BC/110/1	19 396	8	300	141	150	.13,0		93251	64	8x15	BPW
19 397 13,00 00 8	BC/111/1	19 397	8	300	141	200	.13,0		93251	64	8x15	BPW
19 405 11,50 60 8	SE/4/1	19 405	8	305	141	200	11,5		93049	48	6x15	GIGANT GROUP, KAISER
19 463 13,50 60 4	BT/59/6	19 463	4	414	374	175	13,5		93059	72	8x18	AUTOSAN, IRISBUS, RENAULT TRUCKS
19 466 19,40 60 8	MB/58/3	19 466	8	370	156	220	19,4		93059	80	8x18	MERCEDES-BENZ, NEOPLAN
19 467 19,00 60 6	VL/73/2	19 467	4	394	191	177	.19,0		93687	84	L12	VOLVO
	VL/72/1	19 468	4	394	146	177	.19,0				L12	
19 477 20,60 00 6	SJ/30/1	19 477	4	420	188	203	.20,6		93251	64	8x15	GIGANT GROUP, KAISER, SAF
	SJ/31/1	19 478	4	420	192	203	.20,0				8x15	
19 479 20,60 00 6	SJ/32/1	19 479	4	367	169	180	.20,6		93252	64	8x18	SAF
	SJ/33/1	19 480	4	367	167	180	.20,0				8x18	
19 490 20,60 00 6	SJ/34/1	19 490	4	367	169	200	.20,6		93251	64	8x15	SAF
	SJ/35/1	19 491	4	367	167	200	.20,0				8x15	
19 492 19,20 60 8	RW/24/1	19 492	8	381	180	180	.19,2		93684	96	L9	VOLVO
19 494 17,00 00 8	MP/31/2	19 494	8	410	175	163	.17,0		93059	64	8x18	MERCEDES-BENZ, OPTARE, RENAULT TRUCKS, VAN HOOL
19 495 17,00 00 8	MP/32/2	19 495	8	410	177	183	.17,0		93059	64	8x18	MAN, MCW, MERCEDES-BENZ, RENAULT TRUCKS, STEYR, VAN HOOL
19 496 17,00 00 8	MP/36/2	19 496	8	410	177	223	.17,0		93059	64	8x18	MAN, MCW, MERCEDES-BENZ, STEYR
19 503 16,00 60 4	PB/22/1	19 503	4	360	316	170	16,0		93058	72	8x15	DAF, DENNIS, IVECO, PERROT BREMSEN (WABCO)



	BFMC	WVA	#	Ø				!				
19 505 15,80 00 6	MB/120/1	19 505	4	364	173	200	.15,8		93057	56	8x12	MERCEDES-BENZ
	MB/121/1	19 112	4	364	130	200	.15,8				8x12	
19 506 13,40 00 6	MB/104/1	19 844	4	360	130	160	.13,5		93058	56	8x15	MERCEDES-BENZ
	MB/105/2	19 506	4	360	172	160	.13,4				8x15	
19 506 15,40 00 6	MB/113/1	19 844	4	364	131	160	.15,5		93058	56	8x15	MERCEDES-BENZ
	MB/114/2	19 506	4	364	172	160	.15,40				8x15	
19 515 15,70 00 6	SJ/22/1	19 516	4	300	132	200	.16,6		93252	64	8x18	KAISER, KING, LAG, SAF
	SJ/23/1	19 515	4	300	127	200	.15,7				8x18	
19 517 15,70 00 6	SJ/24/1	19 518	4	300	131	150	.16,6		93252	64	8x18	SAF, TRAILOR
	SJ/25/1	19 517	4	300	127	150	.15,7				8x18	
19 542 19,20 60 8	RW/25/1	19 542	8	381	180	200	.19,2		93684	96	L9	DAF, VOLVO
19 543 14,80 60 5	GG/214/1	19 543	4	360	174	170	.14,8		93683	92	L8	VOLVO
	GG/215/1	19 552	2	360	269	170	.8,4				L8	
19 554 20,40 60 5	RW/29/1	19 553	6	410	180	200	.20,4		93058	96	8x15	ERF, IVECO, LIAZ, MERITOR, ROCKWELL
	RW/29/2	19 554	2	410	180	200	.20,4				8x15	
19 555 20,40 60 5	RW/28/1	19 556	6	410	180	180	.20,4		93058	96	8x15	IVECO, MERITOR, ROCKWELL
	RW/28/2	19 555	2	410	180	180	.20,4				8x15	
19 557 18,60 70 6	FT/6/1	19 606	4	419	188	203	.19,2	Conical drilling	93281	128	5x15	ACERBI, BENALU, CRANE FRUEHAUF, FODEN, FRUEHAUF/BENALU, GIGANT GROUP, SAF, TRAILOR
	FT/7/1	19 557	4	419	192	203	.18,6				5x15	
19 558 16,00 60 6	PB/11/1	19 558	4	410	210	180	.16,0		93067	64	10x18	INBUS, PERROT BREMSEN (WABCO), SAURER, SETRA
	PB/12/1	19 559	4	410	207	180	.16,0				10x18	
19 560 19,00 00 6	VL/74/1	19 560	4	414	197	152	.19,0		93685	88	L10	IRISBUS, VOLVO
	VL/75/1	19 561	4	414	159	152	.19,0				L10	
19 562 19,00 00 6	VL/76/2	19 562	4	394	190	203	.19,0		93685	84	L10	CAETANO PSV, IRISBUS, VOLVO
	VL/77/1	19 563	4	394	146	203	.19,0				L10	
19 567 18,00 00 8	IK/1/1	19 567	8	420	184	180	.18		93059	72	8x18	IKARUS
19 568 18,00 00 8	BC/108/1	19 568	8	300	140	200	.18,0		93252	64	8x18	KÄSSBOHRER
19 573 18,00 00 8	BC/79/1	19 573	8	300	144	150	.18,0		93251	64	8x15	BPW
19 574 18,00 00 8	BC/80/1	19 574	8	300	144	200	.18,0		93251	64	8x15	ACERBI, BAJ et FOND, BERTOJA, BPW, CARDI, KÄSSBOHRER, LECITRAILER, PIACENZA, ROLFO, TRABOSA, ZORZI
19 579 18,00 00 6	MB/74/1	19 706	4	410	173	163	.18,0		93060	72	8x20	BOVA, IRISBUS, MAN, MERCEDES-BENZ, NEOPLAN, OPTARE, SANOS
	MB/75/1	19 579	4	410	214	163	.18,0				8x20	
19 581 18,00 00 6	MB/76/1	19 707	4	410	173	223	.18,0		93060	72	8x20	BOVA, IRISBUS, MAN, MERCEDES-BENZ, NEOPLAN, OPTARE
	MB/77/1	19 581	4	410	214	223	.18,0				8x20	
19 602 18,00 00 6		19 602	4	500	197	200	.18,0		93252	72	8x18	BPW
		19 603	4	500	244	200	.18,0				8x18	
19 604 14,80 60 6	RW/9/3	19 604	4	311	126	190	.14,8		93685	80	L10	CRANE FRUEHAUF, DYSON, FRUEHAUF/BENALU, GRANNING LYNX, MERITOR, MOSELEY, SAMRO, SCAMMELL
	RW/13/3	19 605	4	311	158	190	.16,1				L10	
19 608 18,40 00 6	FU/17/1	19 609	4	311	136	203	.19,3		93275	80	5x15	ACERBI, BENALU, CRANE FRUEHAUF, FRUEHAUF/BENALU, GIGANT GROUP
	FU/18/1	19 608	4	311	141	203	.18,4				5x15	
19 613 19,20 70 6	FT/11/1	19 614	4	419	188	178	.18,6	Conical drilling	93281	128	5x15	ACERBI, BENALU, CRANE FRUEHAUF, FRUEHAUF/BENALU, GIGANT GROUP, TRAILOR
	FT/12/1	19 613	4	419	192	178	.19,2				5x15	
19 615 22,15 00 6		19 615	4	420	195	180	.22,15		93684	128	L9	AUTOSAN, KAROSA
		19 616	4	420	195	180	.21,45				L9	
19 617 18,50 60 6	DF/30/1	19 618	4	419	219	203	.18,5		93686	160	L11	DAF, LAG, OPTARE, VAN HOOL
	DF/31/1	19 617	4	419	210	203	.18,5				L11	
19 620 12,50 60 3	SA/30/1	19 621	2	325	251	150	12,5			64	5x12	DAF, IRISBUS, IVECO, RENAULT TRUCKS, VOLVO
	SA/31/1	19 620	2	325	210	150	12,5				5x12	
19 622 12,70 60 4	LH/82/2	19 622	4	394	354	152	12,7			64	K8	BEDFORD, DAF, IVECO, RENAULT TRUCKS, VOLVO
19 632 18,00 00 6	MB/84/1	19 633	4	410	217	183	.18,0		93059	72	8x18	SANOS
	MB/85/1	19 632	4	410	173	183	.18,3				8x18	
19 634 15,90 00 6	PB/27/1	19 634	4	410	207	160	.15,9		93067	64	10x18	KNOTT, PERROT BREMSEN (WABCO), SETRA
	PB/28/1	19 635	4	410	207	160	.15,9				10x18	
19 641 18,00 00 8	BC/118/1	19 641	8	434	208	220	.18,0		93068	128	10x20	TAM
19 642 13,75 00 6	BC/114/1	19 642	4	409	165	160	13,75		93068	56	10x20	TAM
	BC/115/1	19 643	4	409	215	160	13,75				10x20	
19 643 13,75 00 8	BC/115/1	19 643	8	409	215	160	13,75		93068	64	10x20	TAM
19 644 17,80 00 8	BC/116/1	19 644	8	420	204	200	.17,8		93252	80	8x18	GORICA
19 647 19,00 60 8	SW/34/1	19 647	8	413	193	254	19,0		93687	96	L12	SCANIA
19 648 16,00 00 8		19 648	8	420	186	160	16,0		93058	64	8x15	TATRA
19 676 10,00 60 4	BC/119/1	19 676	4	300	265	200	10,0		93252	56	8x18	GORICA
19 677 17,80 00 8		19 677	8	420	204	200	.17,8			80		ITAS

	BFMC	WVA	#	Ø				!				
19 687 17,80 00 8		19 687	8	500	253	160	.17,8		93067	64	10x18	KESSLER, KNOTT, PERROT BREMSEN (WABCO)
19 690 17,80 00 8		19 690	8	500	253	180	.17,8		93067	64	10x18	KESSLER, KNOTT, PERROT BREMSEN (WABCO)
19 694 12,50 60 8	FI/106/1	19 694	8	420	197	180	12,5		93060	128	8x20	IVECO
19 699 17,55 00 5	PB/18/1	19 847	2	410	192	220	.17,55		93067	96	10x18	DENNIS, MERCEDES-BENZ, NEOPLAN, PERROT BREMSEN (WABCO), SETRA, VAN HOOL
	PB/18/2	19 699	2	410	192	220	.17,55				10x18	
	PB/19/1	19 848	4	410	192	220	.17,45				10x18	
19 700 14,50 60 8	YK/12/1	19 700	8	335	156	210	14,5		93684	128	L9	PIACENZA, YORK TRAILERS
	YK/12/1	19 700	8	335	156	210	14,5			128	L9	
19 708 16,25 00 5	GG/232/1	19 708	6	360	174	183	.16,25		93058	96	8x15	MAN, OPTARE
	GG/232/2	19 867	2	360	174	183	.16,25	with w.i.hole		24	8x15	
19 712 16,10 00 6	PB/20/1	19 712	4	410	208	220	.16,10		93067	96	10x18	PERROT BREMSEN (WABCO), SETRA, VAN HOOL
	PB/21/1	19 755	4	410	211	220	0.16				10x18	
19 712 18,10 00 6	PB/20/1	19 712	4	410	208	220	.18,1		93067	96	10x18	IRISBUS, MENARINI, NEOPLAN, PERROT BREMSEN (WABCO), SETRA, VAN HOOL
	PB/21/1	19 755	4	410	211	220	.18,0				10x18	
19 713 17,00 00 8	MP/31/3	19 713	8	410	175	163	.17,0		93059	64	8x18	MAN
19 714 22,20 60 5	RW/28/1	19 556	4	410	180	180	.20,4		93058	96	8x15	IVECO, MERITOR, ROCKWELL
	RW/30/1	19 715	2	410	196	180	.21,9				8x15	
	RW/31/1	19 714	2	410	196	180	.22,2				8x15	
19 716 22,20 60 5	RW/29/1	19 553	4	410	180	200	.20,4		93058	96	8x15	ERF, IVECO, MERITOR, ROCKWELL
	RW/32/1	19 717	2	410	196	200	.21,9				8x15	
	RW/33/1	19 716	2	410	196	200	.22,2				8x15	
19 722 21,40 00 6		19 722	4	420	195	180	.21,4		93685	128	L10	IKARUS
		19 727	4	420	195	180	.20,8				L10	
19 723 18,20 00 8	PB/40/1	19 723	8	410	178	180	.18,2	Old version 8 holes	93067	64	10x18	KESSLER, KNOTT, PERROT BREMSEN (WABCO)
19 756 12,00 60 4		19 756	4	300	312	160	12			48		BARTOLETTI
19 758 14,80 60 6	GG/235/1	19 758	4	360	174	170	.14,8		93683	112	L8	VOLVO
	GG/236/1	19 759	4	360	174	170	.9,7				L8	
19 760 15,90 00 6*	SA/36/2	19 760	4	305	144	150	.15,9	*use/verwenden B2044170	93252	48	8x18	CASTERA
	SA/37/2	19 761	4	305	140	150	.15,8				8x18	
19 762 15,90 00 6	LZ/2/1	19 762	4	305	143	200	.15,9		93252	64	8x18	CASTERA, GIGANT GROUP, KAISER, LOHR, NICOLAS
	LZ/3/1	19 763	4	305	141	200	.15,8				8x18	
19 779 19,00 00 8	FI/150/1	19 779	8	420	203	205	.19,0		93060	120	8x20	ADIGE
19 783 14,60 60 6	MQ/3/2	19 783	4	311	148	178	.14,6		93684	96	L9	CARRIMORE, DYSON, HOYNOR, KING, MERITOR, VOLVO, YORK TRAILERS
	MQ/4/2	19 784	4	311	146	178	.14,3				L9	
19 786 17,90 00 8	PB/34/1	19 786	8	410	202	200	.18,0		93068	96	10x20	TAM
19 786 18,90 00 5	PB/34/1	19 786	6	410	202	200	.18,9		93068	96	10x20	IRISBUS, VAN HOOL, VOLVO
19 786 18,90 00 5	PB/34/2	19 823	2	410	202	200	.18,9		93068		10x20	IRISBUS, VAN HOOL, VOLVO
19 795 14,00 60 8	CO/2/1	19 795	8	300	141	180	0.14		93252	64	8x18	COMETTO
19 799 19,00 60 6	VL/81/2	19 800	4	394	190	254	.19,0		93685	84	L10	CAETANO PSV, IRISBUS, VOLVO
	VL/82/1	19 799	4	394	146	254	.19,0				L10	
19 801 17,50 60 6	BA/4/1	19 802	4	430	207	200	.17,5		93060	96	8x20	BARTOLETTI
	BA/5/1	19 801	4	430	207	200	.17,75				8x20	
19 821 12,00 60 3	SY/33/1	19 822	2	325	249	160	12,0		93049	52	6x15	IVECO, PERROT BREMSEN (WABCO), STEYR
	SY/34/1	19 821	2	325	288	160	12,0				6x15	
19 824 18,40 00 5	PB/35/1	19 824	6	410	202	220	.18,4		93067	112	10x18	IRISBUS, PERROT BREMSEN (WABCO), VOLVO
	PB/35/2	19 838	2	410	202	220	.18,4				10x18	
19 825 18,00 00 8	BC/99/1	19 825	8	420	202	220	.18,0		93252	80	8x18	BPW
19 849 17,55 00 6	PB/17/1	19 850	4	410	192	160	.17,45		93067	64	10x18	MENARINI, NEOPLAN, PERROT BREMSEN (WABCO), SETRA
	PB/16/1	19 849	4	410	192	160	.17,55				10x18	
19 877 16,20 60 6	PD/7/1	19 878	4	410	160	160	.16,2		93049	104	6x15	PEGASO, SEDDON ATKINSON
	PD/8/1	19 877	4	410	162	160	.17,3				6x15	
19 879 17,30 60 6*	PD/3/1	19 879	4	410	162	200	.17,3	* use/verwenden K19879.0-F3537	93049	104	6x15	ILASA-TMM, PEGASO, SEDDON ATKINSON
	PD/4/1	19 881	4	410	162	200	.16,5				6x15	
19 885 19,00 60 6*	VL/83/1	19 885	4	394	190	240	.19,0	*use/verwenden B2096932	93687	84	L12	VOLVO
	VL/84/1	19 886	4	394	146	240	.19,0				L12	
19 887 19,30 60 8	CW/11/1	19 887	8	394	178	178	.19,3		93683	128	L8	FORD
19 888 18,50 60 6	DF/36/1	19 888	4	420	177	175	.18,5		93686	96	L11	DAF
	DF/37/1	19 889	4	420	179	175	.19,1				L11	
19 890 18,50 60 6	DF/32/1	19 891	4	420	179	200	.19,1		93685	128	L10	BOVA, DAF
	DF/33/1	19 890	4	420	177	200	.18,5				L10	

	BPMC	WVA	#	Ø				!				
19 892 18,00 00 6	SJ/26/1	19 892	4	355	157	200	.18,0		93252	80	8x18	GIGANT GROUP, SAF
	SJ/27/1	19 893	4	355	168	200	.18,8				8x18	
19 896 18,00 00 8	AX/14/6	19 896	8	419	196	178	18,0		93683	112	L8	IKARUS
19 900 19,10 60 6	DF/34/1	19 900	4	420	177	150	.19,1		93686	64	L11	DAF, OPTARE
	DF/35/1	19 901	4	420	179	150	.18,5				L11	
19 902 17,80 00 6	BC/100/1	19 902	4	360	159	200	.17,8		93251	72	8x15	BPW, GORICA
	BC/101/1	19 903	4	360	188	200	.17,8				8x15	
19 908 18,10 00 6	RW/21/1	19 908	4	350	149	200	.18,1		93685	80	L10	MERITOR, SAMRO, ZORZI
	RW/22/1	19 909	4	350	151	200	.18,8				L10	
19 911 18,80 60 6	DF/31/1	19 617	4	419	210	203	.18,5		93685	144	L10	DAF
		19 911	4	419	176	203	.18,8				L10	
19 912 18,00 00 6	FT/19/1	19 912	4	355	157	150	.18,0	Rivet 5mm		80	5x18	TRAILOR
	FT/20/1	19 913	4	355	157	150	.18,8				5x18	TRAILOR
19 912 18,00 80 6	LZ/4/1	19 913	4	355	168	150	.18,8	Rivet 8mm	93252	80	8x18	GIGANT GROUP, LOHR, SAF, TRAILOR
	LZ/5/1	19 912	4	355	157	150	.18,0				8x18	GIGANT GROUP, LOHR, SAF, TRAILOR
19 919 13,00 60 4	BT/84/1	19 919	4	414	371	150	13,0		93059	72	8x18	RENAULT TRUCKS
19 921 19,30 60 8	CW/12/1	19 921	8	394	191	200	.19,3		93683	128	L8	AWD, DAF, FORD
19 922 17,40 60 8	CS/67/1	19 922	8	394	187	203	.17,4		93685	96	L10	CAETANO PSV, DENNIS, ERF, STEYR
19 923 16,50 60 4*	GG/211/1	19 923	4	360	351	170	.16,5	*use/verwenden B2063927	93683	88	L8	DAF
19 928 19,70 00 8*	RW/26/1	19 928	8	360	167	170	.19,7	*use/verwenden K19928.0-3537	93683	96	L8	ROCKWELL, SOR, STEYR
19 931 19,00 00 4	SV/40/2	19 931	4	413	235	178	19,0		93280	64	6,65x18	SCANIA
19 932 19,00 00 4	SV/41/2	19 932	4	413	235	203	19,0		93280	64	6,65x18	SCANIA
19 933 19,00 00 4	SV/42/2	19 933	4	413	235	254	19,0		93280	64	6,65x18	SCANIA
19 934 18,50 60 8	RN/100/1	19 934	8	414	187	150	18,5		93059	64	8x18	RENAULT TRUCKS
19 935 18,50 60 8	RN/101/1	19 935	8	414	187	175	18,5		93059	64	8x18	IRISBUS, RENAULT TRUCKS
19 941 18,30 60 8	VL/86/1	19 941	8	410	176	150	.18,3	(96 x L8=5mm Platform, 80 x L10=8mm Platform)	93683 / 93685	80 / 96	L8/L10	VOLVO
19 946 18,20 00 6	PB/36/1	19 946	4	410	192	180	.18,2		93067	64	10x18	PERROT BREMSEN (WABCO), VAN HOOL
	PB/37/1	19 947	4	410	193	180	.18,7				10x18	
19 952 17,80 00 6	BC/104/1	19 952	4	360	187	160	.17,8		93251	72	8x15	BPW
	BC/105/1	19 953	4	360	158	160	.17,8				8x15	
19 967 16,30 00 6*	BC/106/1	19 967	4	300	132	200	16,3	*use/verwenden B2800927	93275	96	5x15	BPW, TRAILOR
	BC/107/1	19 968	4	300	129	200	15,4				5x15	
55 173 08,00 60 4		55 173	4	310	307	80	8,0		93049	64	6x15	PEITZ
57 248 11,00 00 4		57 248	4	300	248	135	11	18.5mm counter bore Ø				A.D.R. , GKN FAD Axles
57 250 11,00 00 4		57 250	4	300	246.6	135	11	16.5mm counter bore Ø				A.D.R. , GKN FAD Axles
57 251 11,00 00 4		57 251	4	300	248.5	100	11					A.D.R. , GKN FAD Axles
59 082 09,00 60 4	CO/1/1	59 082	4	300	285	179	9			32		COMETTO
59 234 19,10 60 8	RW/27/1	59 234	8	410	202	200	.19,1		93686	128	L11	ASTRA, AWD
59 335 11,00 66 4		59 335	4	300	286	160	11					A.D.R. , GKN FAD Axles
59 338 11,00 00 4		59 338	4	300	286	150	11					A.D.R. , GKN FAD Axles

# ?OE →

ADR	BERAL	...BPW	BERAL	...BPW	BERAL	...BPW	BERAL
0103097F	57 251 11,00 4	03 092 14 34 0	19 574 19,00 8	03 092 20 21 0	15 247 08,00 4	03 092 27 26 0	19 094 17,80 8
0103136	59 338 11,00 4	03 092 14 35 0	19 574 20,00 8	03 092 22 01 0	17 115 10,00 8	03 092 27 43 0	19 094 17,80 8
		03 092 14 36 0	19 574 17,00 8	03 092 22 02 0	17 115 10,00 8	03 092 27 45 0	19 094 17,80 8
		03 092 14 45 0	19 574 18,00 8	03 092 22 03 0	17 115 11,00 8	03 092 27 53 0	19 094 17,80 8
		03 092 14 46 0	19 574 19,00 8	03 092 22 05 0	17 115 10,00 8	03 092 27 54 0	19 094 19,00 8
		03 092 14 47 0	19 574 20,00 8	03 092 22 08 0	17 016 08,00 8	03 092 27 55 0	19 094 20,00 8
		03 092 18 05 0	15 044 06,00 4	03 092 22 10 0	17 016 09,50 8	03 092 27 57 0	19 094 20,00 8
		03 092 18 07 0	15 044 06,00 4	03 092 22 17 0	17 016 08,00 8	03 092 27 63 0	19 094 19,00 8
		03 092 18 11 0	15 044 06,00 4	03 092 22 18 0	17 115 10,00 8	03 092 27 65 0	19 094 17,80 8
		03 092 18 12 0	15 044 06,00 4	03 092 22 25 0	17 115 10,00 8	03 092 27 68 0	19 094 20,00 8
		03 092 19 02 0	19 902 19,00 6	03 092 22 34 0	17 016 09,50 8	03 092 27 71 0	19 094 17,80 8
		03 092 19 03 0	19 902 19,00 6	03 092 22 35 0	17 016 08,00 8	03 092 27 72 0	19 094 19,00 8
		03 092 19 08 0	19 902 17,80 6	03 092 25 01 0	19 200 17,80 8	03 092 27 73 0	19 094 20,00 8
		03 092 19 09 0	19 902 17,80 6	03 092 25 02 0	19 200 19,00 8	03 092 27 74 0	19 094 19,00 8
		03 092 19 10 0	19 902 17,80 6	03 092 25 03 0	19 200 20,00 8	03 092 27 75 0	19 094 19,00 8
		03 092 19 11 0	19 902 17,80 6	03 092 25 04 0	19 200 17,80 8	03 092 27 76 0	19 094 17,80 8
		03 092 19 14 0	19 952 19,00 6	03 092 25 13 0	19 200 17,80 8	03 092 27 77 0	19 094 19,00 8
		03 092 19 15 0	19 952 19,00 6	03 092 25 15 0	19 200 19,00 8	03 092 27 78 0	19 094 20,00 8
		03 092 19 18 0	19 952 17,80 6	03 092 25 16 0	19 200 17,80 8	03 092 29 01 0	17 377 18,00 8
		03 092 19 19 0	19 952 17,80 6	03 092 25 17 0	19 200 17,80 8	03 092 29 02 0	17 377 18,00 8
		03 092 19 20 0	19 952 17,80 6	03 092 25 35 0	19 200 17,80 8	03 092 29 08 0	17 377 19,00 8
		03 092 19 21 0	19 952 17,80 6	03 092 25 40 0	19 200 17,80 8	03 092 29 30 0	17 377 19,00 8
		03 092 19 22 0	19 952 17,80 6	03 092 25 41 0	19 200 19,00 8	03 092 29 32 0	17 377 20,00 8
		03 092 19 23 0	19 952 19,00 6	03 092 25 42 0	19 200 20,00 8	03 092 29 34 0	17 377 18,00 8
		03 092 19 24 0	19 902 17,80 6	03 092 25 44 0	19 200 17,80 8	03 092 29 36 0	17 377 18,00 8
		03 092 19 25 0	19 902 17,80 6	03 092 25 45 0	19 200 19,00 8	03 092 29 37 0	17 377 19,00 8
		03 092 19 30 0	19 902 19,00 6	03 092 25 46 0	19 200 20,00 8	03 092 29 38 0	17 377 20,00 8
		03 092 19 31 0	19 902 19,00 6	03 092 25 47 0	19 200 19,00 8	03 092 29 40 0	17 377 20,00 8
		03 092 19 32 0	19 902 20,00 6	03 092 25 48 0	19 200 17,80 8	03 092 29 43 0	17 377 18,00 8
		03 092 19 33 0	19 902 20,00 6	03 092 25 49 0	19 200 19,00 8	03 092 29 45 0	17 377 19,00 8
		03 092 19 34 0	19 902 19,00 6	03 092 25 50 0	19 200 20,00 8	03 092 29 46 0	17 377 20,00 8
		03 092 19 35 0	19 902 19,00 6	03 092 26 01 0	19 032 17,80 8	03 092 29 50 0	17 377 20,00 8
		03 092 19 36 0	19 902 20,00 6	03 092 26 03 0	19 032 19,00 8	03 092 29 52 0	17 377 19,00 8
		03 092 19 37 0	19 902 20,00 6	03 092 26 05 0	19 032 20,00 8	03 092 29 53 0	17 377 18,00 8
		03 092 19 38 0	19 952 19,00 6	03 092 26 06 0	19 032 17,80 8	03 092 29 54 0	17 377 19,00 8
		03 092 19 39 0	19 952 19,00 6	03 092 26 10 0	19 032 17,80 8	03 092 29 55 0	17 377 20,00 8
		03 092 19 40 0	19 952 20,00 6	03 092 26 11 0	19 032 17,80 8	03 092 29 56 0	17 377 19,00 8
		03 092 19 41 0	19 952 20,00 6	03 092 26 21 0	19 032 17,80 8	03 092 26 29 0	19 032 19,00 8
		03 092 19 46 0	19 952 19,00 6	03 092 26 25 0	19 032 17,80 8	05 091 13 37 0	19 573 19,00 8
		03 092 19 47 0	19 952 19,00 6	03 092 26 26 0	19 032 17,80 8	05 091 13 40 0	19 573 18,00 8
		03 092 19 48 0	19 952 20,00 6	03 092 26 32 0	19 032 17,80 8	05 091 13 42 0	19 573 18,00 8
		03 092 19 49 0	19 952 20,00 6	03 092 26 45 0	19 032 17,80 8	05 091 13 44 0	19 573 19,00 8
		03 092 19 52 0	19 902 19,00 6	03 092 26 48 0	19 032 17,80 8	05 091 13 50 0	19 573 18,00 8
		03 092 19 53 0	19 902 19,00 6	03 092 26 56 0	19 032 17,80 8	05 091 13 52 0	19 573 18,00 8
		03 092 19 54 0	19 902 17,80 6	03 092 26 57 0	19 032 19,00 8	05 091 14 32 0	19 574 18,00 8
		03 092 19 55 0	19 902 17,80 6	03 092 26 58 0	19 032 20,00 8	05 091 14 36 0	19 574 18,00 8
		03 092 19 56 0	19 902 19,00 6	03 092 26 59 0	19 032 20,00 8	05 091 14 39 0	19 574 19,00 8
		03 092 19 57 0	19 902 19,00 6	03 092 26 64 0	19 032 19,00 8	05 091 14 43 0	19 574 18,00 8
		03 092 19 58 0	19 902 20,00 6	03 092 26 66 0	19 032 17,80 8	05 091 14 45 0	19 574 18,00 8
		03 092 19 59 0	19 902 20,00 6	03 092 26 69 0	19 032 20,00 8	05 091 19 04 0	19 902 17,80 6
		03 092 19 60 0	19 952 19,00 6	03 092 26 76 0	19 032 17,80 8	05 091 19 06 0	19 902 17,80 6
		03 092 19 61 0	19 952 19,00 6	03 092 26 77 0	19 032 19,00 8	05 091 19 12 0	19 952 17,80 6
		03 092 19 62 0	19 952 17,80 6	03 092 26 78 0	19 032 20,00 8	05 091 19 13 0	19 952 17,80 6
		03 092 19 63 0	19 952 17,80 6	03 092 26 84 0	19 032 19,00 8	05 091 25 40 0	19 200 17,80 8
		03 092 19 64 0	19 952 19,00 6	03 092 26 85 0	19 032 17,80 8	05 091 25 42 0	19 200 17,80 8
		03 092 19 65 0	19 952 19,00 6	03 092 26 86 0	19 032 19,00 8	05 091 26 90 0	19 032 17,80 8
		03 092 19 66 0	19 952 20,00 6	03 092 26 89 0	19 032 19,00 8	05 091 26 95 0	19 032 17,80 8
		03 092 19 67 0	19 952 20,00 6	03 092 26 93 0	19 032 19,00 8	05 091 27 71 0	19 094 17,80 8
		03 092 19 72 0	19 952 19,00 6	03 092 27 01 0	19 094 17,80 8	05 091 27 75 0	19 094 17,80 8
		03 092 19 73 0	19 952 19,00 6	03 092 27 02 0	19 094 19,00 8	05 091 27 79 0	19 094 17,80 8
		03 092 19 74 0	19 902 19,00 6	03 092 27 03 0	19 094 19,00 8	05 091 29 62 0	17 377 18,00 8
		03 092 19 75 0	19 902 19,00 6	03 092 27 04 0	19 094 20,00 8	05 091 29 64 0	17 377 18,00 8
		03 092 19 88 0	19 902 17,80 6	03 092 27 06 0	19 094 17,80 8		
		03 092 19 89 0	19 902 17,80 6	03 092 27 15 0	19 094 17,80 8		
		03 092 20 01 0	15 247 08,00 4	03 092 27 18 0	19 094 17,80 8		
		03 092 20 02 0	15 247 09,00 4	03 092 27 19 0	19 094 17,80 8		
		03 092 20 03 0	15 247 09,00 4	03 092 27 22 0	19 094 19,00 8		
		03 092 20 15 0	15 247 08,00 4	03 092 27 24 0	19 094 17,80 8		



# ?OE →

CARDI	BERAL	...DAF	BERAL	...DAF	BERAL	...DAF	BERAL
180 052 04	19 094 17,80 8	608 438	17 831 10,00 3	636 091	17 263 18,30 6	682 107	19 890 18,50 6
180 053 03	19 200 17,80 8	608 505	17 829 10,00 3	638 825	19 256 18,30 6	682 110	19 900 19,10 6
180 202 02	17 456 20,00 8	612 339	17 263 18,30 6	638 826	19 256 18,30 6	682 114	19 900 19,10 6
		612 340	17 263 18,30 6	638 827	19 256 18,30 6	682 116	19 900 19,10 6
		612 342	19 150 18,30 6	638 828	19 256 18,30 6	682 416	19 010 20,60 6
		612 343	19 256 18,30 6	638 830	19 150 18,30 6	682 417	19 010 21,60 6
		612 344	19 256 18,30 6	639 638	17 263 18,30 6	682 418	19 010 20,60 6
		615 176	17 263 18,30 6	639 639	17 263 18,30 6	682 419	19 010 21,60 6
		615 177	17 263 18,30 6	652 063	19 150 19,30 6	682 421	19 052 20,60 6
		619 280	19 150 18,30 6	652 064	19 150 19,30 6	682 422	19 052 21,60 6
		619 281	19 617 19,50 6	652 065	19 256 19,30 6	682 423	19 052 20,60 6
		619 282	19 617 19,50 6	652 066	19 256 19,30 6	682 424	19 052 21,60 6
		620 253	19 150 18,30 6	652 067	19 617 19,50 6	682 426	19 063 20,60 6
		620 254	19 150 18,30 6	652 068	19 617 19,50 6	682 427	19 063 21,60 6
		620 255	19 256 18,30 6	680 807	17 263 18,30 6	682 428	19 063 21,60 6
		620 256	19 256 18,30 6	680 808	17 263 18,30 6	682 441	19 024 20,60 6
		620 259	19 150 19,30 6	680 811	19 150 18,30 6	682 442	19 024 21,60 6
		620 260	19 150 19,30 6	680 812	19 150 18,30 6	682 443	19 024 20,60 6
		620 261	19 256 19,30 6	680 813	19 150 19,30 6	682 444	19 024 21,60 6
		620 262	19 256 19,30 6	680 814	19 150 19,30 6	682 807	19 150 18,30 6
		624 231	17 263 18,30 6	680 815	19 256 18,30 6	682 808	19 150 19,30 6
		624 232	17 263 18,30 6	680 816	19 256 18,30 6	682 809	19 256 18,30 6
		624 234	19 150 18,30 6	680 817	19 256 19,30 6	682 839	19 150 18,30 6
		624 235	19 256 18,30 6	680 818	19 256 19,30 6	682 840	19 150 19,30 6
		624 236	19 256 18,30 6	680 833	17 263 18,30 6	682 841	19 256 18,30 6
		624 245	17 263 18,30 6	680 834	17 263 18,30 6	682 842	19 256 19,30 6
		624 246	17 263 18,30 6	680 837	19 150 18,30 6	682 845	19 900 19,10 6
		626 621	17 263 18,30 6	680 838	19 150 18,30 6	682 847	19 888 18,50 6
		626 622	17 263 18,30 6	680 839	19 150 19,30 6	682 849	19 890 18,50 6
		627 548	17 263 18,30 6	680 840	19 150 19,30 6	682 850	19 890 19,50 6
		627 549	17 263 18,30 6	680 841	19 256 18,30 6	682 851	19 914 19,00 6
		627 550	17 263 18,30 6	680 842	19 256 18,30 6	682 855	19 024 20,60 6
		627 551	17 263 18,30 6	680 843	19 256 19,30 6	682 856	19 024 21,60 6
		627 553	19 150 18,30 6	680 844	19 256 19,30 6	682 857	19 010 20,60 6
		627 555	19 150 18,30 6	680 879	17 263 18,30 6	682 858	19 010 21,60 6
		627 556	19 256 18,30 6	680 881	19 150 18,30 6	682 859	19 052 20,60 6
		627 557	19 256 18,30 6	680 882	19 150 19,30 6	682 861	19 063 20,60 6
		627 558	19 256 18,30 6	680 883	19 256 18,30 6	682 862	19 063 21,60 6
		627 559	19 256 18,30 6	680 885	19 150 18,30 6	682 863	19 069 20,80 6
		632 073	17 263 18,30 6	681 270	17 263 18,30 6	683 011	17 263 18,30 6
		632 437	19 150 18,30 6	681 274	19 150 18,30 6	683 013	19 150 18,30 6
		632 438	19 150 18,30 6	681 276	19 150 19,30 6	683 014	19 150 19,30 6
		632 439	19 617 18,50 6	681 278	19 256 18,30 6	683 016	19 256 18,30 6
		632 440	19 617 18,50 6	681 280	19 256 19,30 6	683 017	19 256 19,30 6
		633 975	19 150 18,30 6	681 282	19 150 18,30 6	683 018	19 617 18,50 6
		633 976	19 617 19,50 6	681 284	19 256 18,30 6	683 019	19 617 19,50 6
		633 977	19 617 19,50 6	681 290	19 617 18,50 6	683 021	19 900 19,10 6
		635 800	19 150 18,30 6	681 292	19 617 19,50 6	683 023	19 888 18,50 6
		635 801	19 256 18,30 6	681 430	19 150 18,30 6	683 025	19 890 18,50 6
		635 802	19 256 18,30 6	681 788	19 150 18,30 6	683 026	19 890 19,50 6
		635 803	19 617 19,50 6	681 789	19 150 19,30 6	683 027	19 914 19,00 6
		635 804	19 617 19,50 6	681 790	19 256 18,30 6	683 031	19 024 20,60 6
		636 066	19 256 19,30 6	681 791	19 256 19,30 6	683 032	19 024 21,60 6
		636 067	19 256 19,30 6	681 792	19 617 18,50 6	683 033	19 010 20,60 6
		636 068	19 150 19,30 6	681 793	19 617 19,50 6	683 034	19 010 21,60 6
		636 069	19 150 19,30 6	681 794	17 263 18,30 6	683 035	19 052 20,60 6
		636 071	17 263 18,30 6	682 035	17 263 18,30 6	683 036	19 052 21,60 6
		636 076	19 617 19,50 6	682 037	19 150 18,30 6	683 037	19 063 20,60 6
		636 077	19 617 19,50 6	682 039	19 150 18,30 6	683 038	19 063 21,60 6
		636 080	19 256 18,30 6	682 040	19 150 19,30 6	683 039	19 069 20,80 6
		636 081	19 256 18,30 6	682 041	19 617 18,50 6	683 272	19 914 19,00 6
		636 082	19 256 19,30 6	682 092	19 888 18,50 6	683 274	19 010 20,60 6
		636 083	19 256 19,30 6	682 096	19 888 18,50 6	683 275	19 010 21,60 6
		636 085	19 150 18,30 6	682 098	19 888 18,50 6	683 276	19 052 20,60 6
		636 086	19 150 19,30 6	682 101	19 890 18,50 6	683 277	19 052 21,60 6
		636 087	19 150 19,30 6	682 102	19 890 19,50 6	683 278	19 063 20,60 6
		636 088	17 263 18,30 6	682 105	19 890 18,50 6	683 279	19 063 21,60 6
		636 089	17 263 18,30 6	682 106	19 890 19,50 6	683 280	19 069 20,80 6



# ?OE →

...IVECO	BERAL	...KAESSBOHRER	BERAL	...MAN	BERAL	...MAN	BERAL
998 7611	19 786 18,90 5	8 283 000 608	19 634 16,90 6	81 50220 0117	17 285 11,00 8	81 50220 0665	19 495 17,00 8
998 7614	19 786 18,90 5	8 283 000 610	19 634 15,90 6	81 50220 0148	19 713 18,30 8	81 50220 0684	19 713 18,30 8
998.791	19 384 18,15 5	8 283 000 611	19 634 16,90 6	81 50220 0186	17 285 11,00 8	81 50220 0685	19 713 19,10 8
<b>KAESSBOHRER</b>	<b>BERAL</b>	8 283 000 613	19 634 15,90 6	81 50220 0235	17 238 17,00 8	81 50220 0697	17 682 19,10 8
8 241 016 237	19 094 17,80 8	8 283 000 614	19 634 16,90 6	81 50220 0246	17 285 11,00 8	81 50220 0699	17 238 18,30 8
8 241 028 316	17 377 18,00 8	8 283 000 615	19 634 15,90 6	81 50220 0251	17 285 11,00 8	81 50220 0701	19 713 18,30 8
8 241 030 335	19 103 12,00 8	8 283 000 669	19 634 15,90 6	81 50220 0294	17 285 11,00 8	81 50220 0702	19 713 19,10 8
8 241 037 393	19 397 13,00 8	8 283 000 670	19 634 15,90 6	81 50220 0296	17 285 11,00 8	81 50220 0703	19 713 18,30 8
8 241 060 718	19 102 10,00 8	8 283 000 671	19 634 16,90 6	81 50220 0297	17 285 11,00 8	81 50220 0704	19 713 19,10 8
8 241 999 325	19 094 17,80 8	8 283 000 672	19 634 16,90 6	81 50220 0330	17 238 18,30 8	81 50220 0705	19 713 18,30 8
8 241 999 328	19 032 17,80 8	8 283 000 673	19 558 16,00 6	81 50220 0331	17 238 19,10 8	81 50220 0706	19 713 19,10 8
8 241 999 600	19 574 18,00 8	8 283 000 675	19 558 17,00 6	81 50220 0334	19 713 18,30 8	81 50220 0707	19 713 18,30 8
8 241 999 686	19 574 18,00 8	8 283 000 699	19 634 15,90 6	81 50220 0335	19 713 19,10 8	81 50220 0708	19 713 19,10 8
8 241 999 721	19 952 17,80 6	8 283 000 769	19 166 19,80 6	81 50220 0337	19 713 18,30 8	81 50220 0709	19 713 18,30 8
8 241 999 722	19 952 17,80 6	8 283 000 770	19 166 19,80 6	81 50220 0338	19 713 19,10 8	81 50220 0710	19 713 19,10 8
8 241 999 733	19 032 17,80 8	8 283 000 804	19 166 20,80 6	81 50220 0410	17 682 18,30 8	81 50220 0760	19 713 17,00 8
8 241 999 735	19 094 17,80 8	8 283 000 806	19 166 18,80 6	81 50220 0411	17 682 19,10 8	81 50220 0761	19 713 18,30 8
8 243 000 607	19 634 15,90 6	8 283 000 807	19 166 18,80 6	81 50220 0418	19 713 18,30 8	81 50220 0762	19 713 19,10 8
8 243 000 610	19 634 15,90 6	8 283000 162	17 269 12,00 3	81 50220 0419	19 713 19,10 8	81 50220 0766	19 713 18,30 8
8 282 000 052	15 150 07,00 4	8 285 000 064	19 568 18,00 8	81 50220 0439	19 713 18,30 8	81 50220 0772	19 713 18,30 8
8 282 000 053	15 174 07,00 4	8 285 000 067	19 168 20,40 6	81 50220 0454	19 713 19,10 8	81 50220 0776	17 238 18,30 8
8 282 000 101	15 247 08,00 4	8 285 000 147	19 568 19,00 8	81 50220 0465	17 238 19,10 8	81 50220 0923	17 682 18,30 8
8 282 000 161	17 269 12,00 3	8 285 000 148	19 568 20,00 8	81 50220 0466	17 238 18,30 8	81 50220 0926	17 238 18,30 8
8 282 000 162	17 269 12,00 3	8 285 000 162	19 634 15,90 6	81 50220 0468	17 238 19,10 8	81 50220 0929	19 713 18,30 8
8 282 000 223	19 166 19,80 6	8 285 000 163	19 634 15,90 6	81 50220 0469	17 238 18,30 8	81 50220 0994	19 713 18,30 8
8 282 000 224	19 166 19,80 6	8 285 000 164	19 558 16,00 6	81 50220 0504	19 713 18,30 8	81 50220 0995	19 713 17,00 8
8 282 000 430	17 248 12,00 4	8 285 194 119	17 742 16,00 6	81 50220 0515	19 713 19,10 8	81 50220 0996	19 713 18,30 8
8 282 000 464	17 269 14,00 3	8 285 194 122	17 742 16,00 6	81 50220 0517	19 713 18,30 8	81 50220 0997	19 713 19,10 8
8 282 000 465	17 269 14,00 3	8 285 200 115	19 699 17,55 5	81 50220 0519	19 713 18,30 8	81 50221 0006	17 900 12,10 3
8 282 000 491	17 408 08,00 3	8 285 232 309	19 849 17,55 6	81 50220 0520	19 713 19,10 8	81 50221 0007	17 900 12,10 3
8 282 000 509	17 408 10,00 3	8 285 232 522 0	19 699 18,55 5	81 50220 0524	19 495 17,00 8	81 50221 0009	17 900 12,10 3
8 282 000 539	17 408 09,00 3	8 285 232 523 0	19 699 17,55 5	81 50220 0532	17 682 18,30 8	81 50221 0012	15 817 12,10 3
8 282 000 684	17 742 16,00 6	8 285 360 355	17 742 16,00 6	81 50220 0533	17 682 19,10 8	81 50221 0013	15 817 13,10 3
8 282 000 686	19 558 17,00 6	8 285 506 613	19 699 17,55 5	81 50220 0535	17 238 18,30 8	81 50221 0015	15 817 12,10 3
8 282 000 688	19 558 16,00 6	8 919 920 576 4	19 712 18,10 6	81 50220 0536	17 238 19,10 8	81 50221 0016	15 817 13,10 3
8 282 000 729	19 558 16,00 6	<b>KNOTT</b>	<b>BERAL</b>	81 50220 0538	17 682 18,30 8	81 50221 0048	17 682 17,00 8
8 282 000 738	17 248 12,00 4	2447403	17 237 17,80 8	81 50220 0539	17 682 19,10 8	81 50221 0049	17 682 18,30 8
8 282 000 752	17 758 08,10 4	24475.00	19 690 17,80 8	81 50220 0541	17 238 18,30 8	81 50221 0050	17 682 17,00 8
8 282 000 826	17 758 08,10 4	25540.00	19 687 17,80 8	81 50220 0542	17 238 19,10 8	81 50221 0051	17 682 19,10 8
8 282 000 827	17 758 08,10 4	25738.05	19 723 18,20 8	81 50220 0544	19 713 18,30 8	81 50221 0052	17 682 19,10 8
8 283 000 010	17 285 10,00 8	26800.02	19 042 17,80 8	81 50220 0545	19 713 19,10 8	81 50221 0053	17 238 17,00 8
8 283 000 011	17 285 11,00 8	26800.04	19 042 18,90 8	81 50220 0547	19 713 17,00 8	81 50221 0055	17 238 17,00 8
8 283 000 034	17 285 11,00 8	26809.02	19 041 17,80 8	81 50220 0550	19 713 17,00 8	81 50221 0056	17 238 18,30 8
8 283 000 116	19 168 20,40 6	26809.04	19 041 18,90 8	81 50220 0560	17 682 17,00 8	81 50221 0058	19 495 17,00 8
8 283 000 152	17 016 08,00 8	27782.02	17 374 17,80 8	81 50220 0561	17 238 17,00 8	81 50221 0147	19 713 17,00 8
8 283 000 156	17 115 10,00 8	27782.04	17 374 18,90 8	81 50220 0562	17 682 17,00 8	81 50221 0148	19 713 18,30 8
8 283 000 161	17 269 12,00 3	33420.02	19 558 17,00 6	81 50220 0563	17 238 17,00 8	81 50221 0160	19 713 18,30 8
8 283 000 163	19 168 18,40 6	33421.02	19 558 17,00 6	81 50220 0564	19 713 17,00 8	81 50221 0162	19 713 18,30 8
8 283 000 164	19 168 18,40 6	<b>LEYLAND</b>	<b>BERAL</b>	81 50220 0565	19 579 18,00 6	81 50221 0163	19 713 19,10 8
8 283 000 165	19 168 20,40 6	AMPB 017	19 503 16,00 4	81 50220 0566	19 579 18,00 6	81 50221 0181	19 495 17,00 8
8 283 000 175	19 166 20,80 6	AMPB 018	19 503 16,00 4	81 50220 0567	19 579 20,50 6	81 50221 0214	19 713 18,30 8
8 283 000 176	19 166 19,80 6	AMPB 288	17 900 12,10 3	81 50220 0568	19 579 18,00 6	81 50221 0215	19 713 17,00 8
8 283 000 183	19 019 14,00 4	AMPB 295	17 900 12,10 3	81 50220 0569	19 579 18,00 6	81 50221 0216	19 713 19,10 8
8 283 000 283	19 103 10,00 8	<b>MAN</b>	<b>BERAL</b>	81 50220 0570	19 579 20,50 6	81 50221 0219	19 495 17,00 8
8 283 000 314	19 166 20,80 6	80 50221 6013	15 879 16,50 8	81 50220 0606	19 713 18,30 8	81 50221 0314	17 682 18,30 8
8 283 000 315	19 166 19,80 6	81 50200 6805	19 177 16,00 8	81 50220 0607	19 713 19,10 8	81 50221 0315	17 682 17,00 8
8 283 000 338	19 562 20,00 6	81 50200 6806	19 177 17,00 8	81 50220 0611	19 713 17,00 8	81 50221 0316	17 682 19,10 8
8 283 000 346	19 568 18,00 8	81 50220 0039	17 285 10,00 8	81 50220 0629	19 713 18,30 8	81 50221 0317	17 682 19,10 8
8 283 000 347	19 103 10,00 8	81 50220 0066	17 285 10,00 8	81 50220 0630	19 713 18,30 8	81 50221 0319	17 238 17,00 8
8 283 000 352	19 166 19,80 6	81 50220 0092	17 285 11,00 8	81 50220 0631	19 713 19,10 8	81 50221 0320	17 238 18,30 8
8 283 000 353	19 166 19,80 6	81 50220 0105	17 285 11,00 8	81 50220 0641	19 713 18,30 8	81 50221 0414	19 713 17,00 8
8 283 000 502	19 558 17,00 6	81 50220 0112	17 285 10,00 8	81 50220 0642	19 713 18,30 8	81 50221 0415	19 713 17,00 8
8 283 000 579	19 558 16,00 6			81 50220 0643	19 713 19,10 8	81 50221 0416	19 713 18,30 8
8 283 000 583	19 166 19,80 6			81 50220 0650	19 713 18,30 8	81 50221 0417	19 713 19,10 8
8 283 000 584	19 166 19,80 6			81 50220 0651	19 713 18,30 8	81 50221 0430	17 238 18,30 8
8 283 000 607	19 634 15,90 6			81 50220 0652	19 713 19,10 8	81 50221 0431	17 238 17,00 8
				81 50220 0658	19 713 17,00 8	81 50221 0432	17 238 18,30 8
				81 50220 0664	19 495 17,00 8	81 50221 0435	19 713 18,30 8





...MAN	BERAL	...MAN	BERAL	...MERCEDES-BENZ	BERAL	...MERCEDES-BENZ	BERAL
81 50221 0436	19 713 17,00 8	81 50221 6014	15 879 17,50 8	301 421 19 10	17 795 18,80 6	307 421 42 10	19 579 18,80 6
81 50221 0437	19 713 19,10 8	81 50221 6016	17 988 16,20 8	301 421 21 10	17 795 18,00 6	307 421 43 10	19 579 19,50 6
81 50221 0441	19 495 17,00 8	81 50221 6017	17 988 17,20 8	301 421 22 10	17 795 18,80 6	307 421 44 10	19 579 20,50 6
81 50221 0446	19 496 17,00 8	81 50221 6025	17 017 16,00 8	301 421 28 10	17 795 18,80 6	307 421 45 10	19 579 18,80 6
81 50221 0451	19 495 17,00 8	81 50221 6031	17 988 16,20 8	301 421 55 10	17 795 18,00 6	307 421 46 10	19 579 19,50 6
81 50221 0516	17 238 17,00 8	81 50221 6032	17 988 17,20 8	301 421 56 10	17 795 18,80 6	307 421 47 10	19 579 20,50 6
81 50221 0517	17 238 18,30 8	81 50221 6034	15 879 16,50 8	301 421 58 10	17 795 18,00 6	307 421 48 10	19 579 18,00 6
81 50221 0520	19 713 18,30 8	81 50221 6035	15 879 17,50 8	301 421 59 10	17 795 18,80 6	307 421 49 10	19 579 19,50 6
81 50221 0521	19 713 17,00 8	81 50221 6037	17 017 16,00 8	301 421 61 10	19 579 18,80 6	307 421 50 10	19 579 20,50 6
81 50221 0522	19 713 19,10 8	81 50221 6038	17 017 17,00 8	301 421 62 10	19 579 19,50 6	307 421 51 10	19 579 18,00 6
81 50221 0526	19 495 17,00 8	81 50221 6040	19 177 16,00 8	301 421 63 10	19 579 20,50 6	307 421 52 10	19 579 19,50 6
81 50221 0531	19 496 17,00 8	81 50221 6041	19 177 17,00 8	301 421 64 10	19 579 18,80 6	307 421 53 10	19 579 20,50 6
81 50221 0584	15 879 16,50 8	81 50221 6044	17 988 17,20 8	301 421 65 10	19 579 19,50 6	307 421 54 10	17 795 18,00 6
81 50221 0585	15 879 17,50 8	81 50221 6049	19 177 16,00 8	301 421 66 10	19 579 20,50 6	307 421 55 10	17 795 18,80 6
81 50221 0587	17 988 16,20 8	81 50221 6050	19 177 17,00 8	301 421 88 10	17 795 18,00 6	307 421 57 10	19 579 20,50 6
81 50221 0588	17 988 17,20 8	81 50221 6055	17 017 16,00 8	301 421 89 10	17 795 18,80 6	307 421 58 10	19 579 19,50 6
81 50221 0616	17 017 16,00 8	81 50221 6056	17 017 17,00 8	301 423 21 10	19 581 18,80 6	307 421 59 10	19 579 18,00 6
81 50221 0634	17 238 17,00 8	81 50221 6061	15 879 16,50 8	301 423 22 10	19 581 19,50 6	307 421 60 10	19 579 18,00 6
81 50221 0635	17 238 17,00 8	81 50221 6062	15 879 17,50 8	301 423 23 10	19 581 20,50 6	307 421 61 10	19 579 19,50 6
81 50221 0636	17 238 18,30 8	81 50221 6070	19 708 16,25 5	301 423 24 10	19 579 18,80 6	307 421 62 10	19 579 20,50 6
81 50221 0637	17 238 19,10 8	81 50221 6071	19 708 17,25 5	301 423 25 10	19 579 19,50 6	307 421 63 10	19 579 18,80 6
81 50221 0673	15 879 16,50 8	81 50221 6073	17 238 17,00 8	301 423 26 10	19 579 20,50 6	307 421 64 10	19 579 19,50 6
81 50221 0674	17 988 16,20 8	81 50221 6074	17 238 18,30 8	301 423 70 10	19 579 18,00 6	307 421 65 10	19 579 20,50 6
81 50221 0675	17 017 16,00 8	81 50221 6075	17 238 19,10 8	301 423 71 10	19 579 19,50 6	307 421 66 10	19 579 18,80 6
81 50221 0676	19 177 16,00 8	81 50221 6077	19 495 17,00 8	301 423 72 10	19 579 20,50 6	307 421 67 10	19 579 19,50 6
81 50221 0698	17 682 17,00 8	81 50221 6078	19 495 18,30 8	301 423 79 10	19 579 18,80 6	307 421 68 10	19 579 20,50 6
81 50221 0700	17 682 18,30 8	81 50221 6079	19 495 19,10 8	301 423 80 10	19 579 19,50 6	307 421 69 10	19 579 18,00 6
81 50221 0734	15 879 17,50 8	81 50221 6081	19 496 17,00 8	301 423 81 10	19 579 20,50 6	307 421 70 10	19 579 18,80 6
81 50221 0736	17 988 17,20 8	81 50221 6085	19 713 17,00 8	302 421 03 10	19 125 19,70 8	307 421 71 10	19 579 19,50 6
81 50221 0738	17 017 17,00 8	81 50221 6086	19 713 18,30 8	302 421 06 10	19 125 19,70 8	307 423 06 10	19 581 18,00 6
81 50221 0740	19 177 17,00 8	81 50221 6087	19 713 19,10 8	302 423 18 10	19 125 19,70 8	307 423 07 10	19 581 18,80 6
81 50221 0768	17 682 17,00 8	81 50221 6089	17 238 17,00 8	303 423 09 10	17 285 10,00 8	307 423 08 10	19 581 19,50 6
81 50221 0771	19 495 17,00 8	81 50221 6090	17 238 18,30 8	305 421 00 10	19 494 18,30 8	307 423 09 10	19 581 18,00 6
81 50221 0783	17 238 17,00 8	81 50221 6091	17 238 19,10 8	305 421 01 10	19 494 19,10 8	307 423 10 10	19 581 18,00 6
81 50221 0784	19 495 17,00 8	81 50221 6093	19 713 17,00 8	305 421 03 10	19 125 19,70 8	307 423 11 10	19 579 19,50 6
81 50221 0785	15 817 12,10 3	81 50221 6094	19 713 18,30 8	305 421 06 10	19 125 19,70 8	307 423 18 10	19 581 18,00 6
81 50221 0786	15 817 13,10 3	81 50221 6095	19 713 19,10 8	305 423 03 10	19 496 18,30 8	307 423 19 10	19 581 18,80 6
81 50221 0788	15 817 12,10 3	81 50221 6097	19 495 17,00 8	305 423 04 10	19 496 19,10 8	307 423 20 10	19 581 19,50 6
81 50221 0789	15 817 13,10 3	81 50221 6098	19 495 18,30 8	305 423 09 10	19 496 18,30 8	307 423 21 10	19 581 18,00 6
81 50221 0791	17 900 12,10 3	81 50221 6099	19 495 19,10 8	305 423 10 10	19 496 19,10 8	307 423 22 10	19 581 18,80 6
81 50221 0795	17 900 12,10 3	81 50221 6101	19 496 17,00 8	307 421 00 10	19 579 18,80 6	307 423 23 10	19 579 19,50 6
81 50221 0809	19 495 17,00 8	88 50220 0023	19 713 18,30 8	307 421 01 10	19 579 19,50 6	307 423 24 10	19 581 18,00 6
81 50221 0829	17 238 17,00 8	88 50220 0036	19 713 17,00 8	307 421 02 10	19 579 19,50 6	307 423 25 10	19 581 18,80 6
81 50221 0830	17 238 17,00 8	88 50220 0037	19 713 19,10 8	307 421 03 10	19 579 18,00 6	307 423 26 10	19 579 19,50 6
81 50221 0831	17 238 18,30 8	88 50220 0040	19 496 17,00 8	307 421 04 10	19 579 19,50 6	307 423 27 10	19 581 18,00 6
81 50221 0832	17 238 19,10 8	88 50220 0050	19 579 17,00 6	307 421 05 10	19 579 19,50 6	307 423 28 10	19 581 18,80 6
81 50221 0834	17 238 17,00 8	88 50220 0064	19 579 18,80 6	307 421 06 10	19 579 18,80 6	307 423 29 10	19 581 19,50 6
81 50221 0835	17 238 17,00 8	88 50220 0068	19 579 18,80 6	307 421 07 10	19 579 19,50 6	307 423 42 10	19 581 18,80 6
81 50221 0836	17 238 18,30 8	88 50220 0072	19 581 18,80 6	307 421 08 10	19 579 20,50 6	307 423 43 10	19 581 19,50 6
81 50221 0837	17 238 19,10 8	88 50220 0076	19 579 18,80 6	307 421 09 10	19 579 18,80 6	307 423 44 10	19 581 20,50 6
81 50221 0850	19 495 17,00 8	90 80020 0168	17 269 13,00 3	307 421 10 10	19 579 19,50 6	307 423 45 10	19 579 18,80 6
81 50221 0855	19 495 17,00 8	90 80020 0169	17 269 13,00 3	307 421 11 10	19 579 20,50 6	307 423 46 10	19 579 19,50 6
81 50221 0873	17 017 16,00 8	90 81074 4297	19 019 14,00 4	307 421 24 10	19 579 18,00 6	307 423 47 10	19 579 20,50 6
81 50221 0874	17 988 16,20 8	90 81074 4887	17 269 12,00 3	307 421 25 10	19 579 18,80 6	307 423 48 10	19 581 18,80 6
81 50221 0897	17 238 17,00 8	90 81074 4889	17 269 12,00 3	307 421 26 10	19 579 19,50 6	307 423 49 10	19 581 19,50 6
81 50221 0898	17 238 17,00 8	90 81074 4897	19 019 14,00 4	307 421 27 10	19 579 18,00 6	307 423 50 10	19 581 20,50 6
81 50221 0899	17 238 18,30 8	90 81074 4960	17 269 12,00 3	307 421 28 10	19 579 18,80 6	307 423 51 10	19 579 18,80 6
81 50221 0900	17 238 19,10 8			307 421 29 10	19 579 19,50 6	307 423 52 10	19 579 19,50 6
81 50221 0901	19 713 17,00 8			307 421 30 10	19 579 18,00 6	307 423 53 10	19 579 20,50 6
81 50221 0903	19 713 17,00 8	<b>MERCEDES-BENZ</b>	<b>BERAL</b>	307 421 31 10	19 579 18,80 6	307 423 54 10	19 579 18,80 6
81 50221 0906	19 495 17,00 8	000 421 01 31	19 699 17,55 5	307 421 32 10	19 579 19,50 6	307 423 55 10	19 579 19,50 6
81 50221 0908	19 495 17,00 8	301 421 12 10	19 579 18,00 6	307 421 33 10	19 579 18,00 6	307 423 56 10	19 579 20,50 6
81 50221 0939	17 238 17,00 8	301 421 13 10	19 579 18,80 6	307 421 34 10	19 579 18,80 6	307 423 57 10	19 579 18,80 6
81 50221 0940	17 238 19,10 8	301 421 14 10	19 579 19,50 6	307 421 35 10	19 579 19,50 6	307 423 58 10	19 579 19,50 6
81 50221 0943	19 713 18,30 8	301 421 15 10	19 579 18,00 6	307 421 36 10	17 795 18,00 6	307 423 59 10	19 579 20,50 6
81 50221 0944	19 713 17,00 8	301 421 16 10	19 579 18,80 6	307 421 37 10	17 795 18,80 6	307 423 60 10	19 579 18,80 6
81 50221 0945	19 713 19,10 8	301 421 17 10	19 579 19,50 6	307 421 39 10	17 795 18,00 6	307 423 61 10	19 579 19,50 6
81 50221 0949	19 495 17,00 8	301 421 18 10	17 795 18,00 6	307 421 40 10	17 795 18,80 6	307 423 62 10	19 579 20,50 6

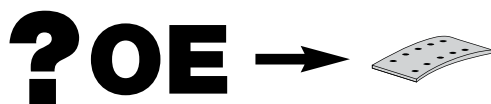


# ?OE →

...MERCEDES-BENZ <b>BERAL</b>		...MERCEDES-BENZ <b>BERAL</b>		...MERCEDES-BENZ <b>BERAL</b>		...MERCEDES-BENZ <b>BERAL</b>	
307 423 63 10	19 579 18,80 6	310 421 27 10	15 580 12,00 3	343 421 03 10	17 285 10,00 8	353 423 36 10	17 297 16,00 8
307 423 64 10	19 579 19,50 6	310 421 28 10	15 580 12,00 3	343 421 04 10	17 285 11,00 8	353 423 39 10	17 297 15,00 8
307 423 65 10	19 579 20,50 6	310 421 29 10	15 580 13,00 3	343 421 06 10	17 285 10,00 8	353 423 40 10	17 297 16,00 8
309 420 55 20	15 349 10,00 3	310 421 30 10	15 580 12,00 3	343 421 07 10	17 285 11,00 8	355 423 00 10	19 125 19,70 8
309 420 57 20	15 349 10,00 3	310 421 31 10	15 580 13,00 3	343 421 10 10	17 285 11,00 8	355 423 03 10	19 125 19,70 8
309 420 58 20	15 349 10,00 3	310 421 32 10	15 580 12,00 3	343 421 18 10	17 285 10,00 8	355 423 12 10	19 125 19,70 8
309 420 60 20	15 349 10,00 3	310 421 44 10	15 580 12,00 3	343 421 19 10	17 285 11,00 8	355 423 25 10	19 125 19,70 8
309 421 03 10	15 349 10,00 3	310 421 45 10	15 580 12,00 3	343 421 21 10	17 285 10,00 8	355 423 34 10	19 125 19,70 8
309 421 04 10	15 349 10,00 3	310 421 46 10	15 580 13,00 3	343 421 22 10	17 285 11,00 8	355 423 35 10	19 125 19,70 8
309 421 05 10	15 349 11,00 3	316 421 01 10	17 409 10,00 4	345 423 81 10	19 494 18,30 8	357 423 01 11	19 581 18,00 6
309 421 06 10	15 349 10,00 3	316 421 02 10	17 409 11,40 4	346 421 00 10	17 238 18,30 8	357 423 02 11	19 581 18,80 6
309 421 07 10	15 349 10,00 3	316 421 03 10	17 409 12,00 4	346 423 03 10	19 494 18,30 8	357 423 03 11	19 579 19,50 6
309 421 08 10	15 349 11,00 3	316 421 04 10	17 409 10,00 4	346 423 04 10	19 494 19,10 8	357 423 04 11	19 579 18,00 6
309 421 09 10	15 580 10,00 3	316 421 05 10	17 409 11,40 4	346 423 12 10	19 494 18,30 8	357 423 05 11	19 579 18,80 6
309 421 10 10	15 580 10,00 3	316 421 06 10	17 409 12,00 4	346 423 13 10	19 494 19,10 8	357 423 06 11	19 579 19,50 6
309 421 11 10	15 580 11,00 3	316 421 14 10	17 409 10,60 4	346 423 15 10	19 494 18,30 8	357 423 07 11	19 579 18,80 6
309 421 12 10	15 580 10,00 3	316 421 19 10	17 409 12,00 4	346 423 16 10	19 494 19,10 8	357 423 08 11	19 579 19,50 6
309 421 13 10	15 580 10,00 3	316 421 22 10	17 409 10,00 4	346 423 20 10	17 238 18,30 8	357 423 09 11	19 579 20,50 6
309 421 14 10	15 580 11,00 3	316 421 23 10	17 409 10,60 4	346 423 23 10	17 238 18,30 8	357 423 10 11	19 581 18,80 6
309 421 15 10	15 349 10,00 3	316 421 24 10	17 409 11,40 4	346 423 26 10	17 238 18,30 8	357 423 11 11	19 579 19,50 6
309 421 16 10	15 349 10,00 3	316 421 25 10	17 409 12,00 4	346 423 31 10	19 494 18,30 8	357 423 12 11	19 579 20,50 6
309 421 17 10	15 349 11,00 3	317 421 12 10	19 125 19,70 8	346 423 32 10	19 494 19,10 8	357 423 19 11	19 579 18,80 6
309 421 18 10	15 349 10,00 3	317 421 15 10	19 125 19,70 8	346 423 37 10	19 494 18,30 8	357 423 20 11	19 579 19,50 6
309 421 19 10	15 349 10,00 3	317 421 25 10	19 125 19,70 8	346 423 38 10	19 494 19,10 8	357 423 21 11	19 579 20,50 6
309 421 20 10	15 349 11,00 3	317 421 37 10	19 125 19,70 8	346 423 40 10	19 494 17,00 8	357 423 22 11	19 581 18,80 6
309 421 21 10	15 580 10,00 3	317 421 38 10	19 125 19,70 8	346 423 42 10	17 238 18,30 8	357 423 23 11	19 581 19,50 6
309 421 22 10	15 580 10,00 3	317 421 41 10	19 125 19,70 8	346 423 46 10	17 238 17,00 8	357 423 24 11	19 581 20,50 6
309 421 23 10	15 580 11,00 3	317 421 44 10	19 125 19,70 8	346 423 47 10	19 494 17,00 8	357 423 31 11	19 579 18,80 6
309 421 24 10	15 580 10,00 3	317 421 45 10	19 125 19,70 8	346 423 55 10	17 238 17,00 8	357 423 32 11	19 579 19,50 6
309 421 25 10	15 580 10,00 3	317 421 50 10	19 125 19,70 8	346 423 56 10	19 494 17,00 8	357 423 33 11	19 579 20,50 6
309 421 26 10	15 580 11,00 3	317 421 51 10	19 125 19,70 8	346 423 58 10	19 494 18,30 8	357 423 34 11	19 581 18,80 6
309 421 27 10	15 349 10,00 3	317 421 56 10	19 125 19,70 8	346 423 59 10	19 494 19,10 8	357 423 35 10	19 581 18,00 6
309 421 28 10	15 349 10,00 3	317 421 57 10	19 125 19,70 8	346 423 61 10	19 494 18,30 8	357 423 35 11	19 581 19,50 6
309 421 29 10	15 349 10,00 3	317 421 59 10	19 125 19,70 8	346 423 62 10	19 494 19,10 8	357 423 36 10	19 581 18,80 6
309 421 30 10	15 349 10,00 3	317 423 28 10	19 466 19,40 8	346 423 65 10	17 238 18,30 8	357 423 36 11	19 581 20,50 6
309 421 31 10	15 349 11,00 3	317 423 50 10	19 466 19,40 8	346 423 67 10	17 238 17,00 8	357 423 37 10	19 581 19,50 6
309 421 38 10	15 349 10,00 3	318 421 00 10	17 409 13,40 4	346 423 68 10	17 238 18,30 8	357 423 47 10	19 579 18,00 6
309 421 49 10	15 349 10,00 3	318 421 03 10	17 409 13,40 4	346 423 76 10	19 494 17,00 8	357 423 48 10	19 579 18,80 6
309 421 50 10	15 349 10,00 3	318 421 06 10	17 409 13,40 4	346 423 88 10	17 238 18,30 8	357 423 49 10	19 579 19,50 6
309 421 51 10	15 349 11,00 3	318 421 07 10	17 409 13,40 4	346 423 89 10	17 238 19,10 8	357 423 51 10	19 579 18,80 6
309 421 67 10	15 349 10,00 3	318 421 18 10	17 409 11,40 4	346 423 94 10	17 238 17,00 8	357 423 58 10	19 579 18,80 6
309 421 68 10	15 349 10,00 3	318 421 19 10	17 409 12,00 4	346 423 95 10	17 238 17,00 8	357 423 59 10	19 579 19,50 6
309 421 69 10	15 349 11,00 3	318 421 20 10	17 409 12,60 4	346 423 96 10	19 495 17,00 8	357 423 60 10	19 579 20,50 6
310 325 13 00	15 057 10,30 4	318 421 21 10	17 409 13,40 4	352 421 00 10	17 682 18,30 8	357 423 61 10	19 579 18,80 6
310 421 03 10	15 580 12,00 3	324 421 06 10	15 057 10,30 4	352 421 01 10	17 682 19,10 8	357 423 62 10	19 579 19,50 6
310 421 04 10	15 580 12,00 3	324 421 07 10	15 057 11,30 4	352 421 02 10	17 682 19,10 8	357 423 63 10	19 579 20,50 6
310 421 05 10	15 580 13,00 3	324 421 10 10	15 057 10,30 4	352 421 03 10	17 682 17,00 8	357 423 70 10	19 581 18,80 6
310 421 06 10	15 580 12,00 3	324 421 11 10	15 057 11,30 4	352 421 04 10	17 682 18,30 8	357 423 71 10	19 581 19,50 6
310 421 07 10	15 580 12,00 3	324 421 14 10	15 057 10,30 4	352 421 05 10	17 682 19,10 8	357 423 72 10	19 581 20,50 6
310 421 08 10	15 580 13,00 3	324 421 20 10	15 057 11,30 4	352 421 06 10	17 682 17,00 8	357 423 73 10	19 579 18,80 6
310 421 09 10	15 580 10,00 3	329 423 02 10	17 285 11,00 8	352 421 08 10	17 682 18,30 8	357 423 74 10	19 579 19,50 6
310 421 10 10	15 580 10,00 3	330 423 00 10	17 285 10,00 8	352 421 09 10	17 682 19,10 8	357 423 75 10	19 579 20,50 6
310 421 11 10	15 580 11,00 3	339 423 01 10	17 285 10,00 8	353 421 08 10	17 682 18,30 8	360 421 09 10	17 238 18,30 8
310 421 12 10	15 580 10,00 3	339 423 02 10	17 285 11,00 8	353 421 09 10	17 682 19,10 8	360 421 10 10	17 238 19,10 8
310 421 13 10	15 580 10,00 3	341 421 00 10	17 285 10,00 8	353 423 00 10	17 297 15,00 8	360 421 12 10	17 238 18,30 8
310 421 14 10	15 580 11,00 3	341 421 01 10	17 285 11,00 8	353 423 01 10	17 297 16,00 8	360 421 13 10	17 238 19,10 8
310 421 15 10	15 580 10,00 3	341 423 00 10	17 298 15,00 8	353 423 03 10	17 297 15,00 8	360 421 16 10	17 238 17,00 8
310 421 16 10	15 580 10,00 3	341 423 01 10	17 298 16,00 8	353 423 04 10	17 297 16,00 8	360 421 18 10	17 238 18,30 8
310 421 17 10	15 580 11,00 3	341 423 03 10	17 298 15,00 8	353 423 06 10	17 682 18,30 8	360 421 19 10	17 238 19,10 8
310 421 18 10	15 580 12,00 3	341 423 08 10	17 298 15,00 8	353 423 07 10	17 682 19,10 8	360 423 04 10	19 494 18,30 8
310 421 19 10	15 580 12,00 3	341 423 09 10	17 298 16,00 8	353 423 12 10	17 682 17,00 8	360 423 05 10	19 494 19,10 8
310 421 20 10	15 580 13,00 3	341 423 41 10	17 298 15,00 8	353 423 13 10	17 682 18,30 8	360 423 07 10	19 494 18,30 8
310 421 21 10	15 580 12,00 3	341 423 42 10	17 298 15,00 8	353 423 14 10	17 682 19,10 8	360 423 08 10	19 494 19,10 8
310 421 22 10	15 580 12,00 3	341 423 43 10	17 298 16,00 8	353 423 18 10	17 297 15,00 8	360 423 11 10	17 238 18,30 8
310 421 23 10	15 580 13,00 3	341 423 45 10	17 298 15,00 8	353 423 26 10	17 297 15,00 8	360 423 16 10	19 494 17,00 8
310 421 24 10	15 580 12,00 3	341 423 46 10	17 298 16,00 8	353 423 27 10	17 297 16,00 8	360 423 19 10	19 494 18,30 8
310 421 25 10	15 580 12,00 3	343 421 00 10	17 285 10,00 8	353 423 34 10	17 297 15,00 8	360 423 20 10	19 494 19,10 8
310 421 26 10	15 580 13,00 3	343 421 01 10	17 285 11,00 8	353 423 35 10	17 297 15,00 8	360 423 22 10	19 494 17,00 8



...MERCEDES-BENZ <b>BERAL</b>		...MERCEDES-BENZ <b>BERAL</b>		...MERCEDES-BENZ <b>BERAL</b>		...MERCEDES-BENZ <b>BERAL</b>	
360 423 23 10	17 238 17,00 8	463 423 00 10	13 020 08,00 3	602 423 38 10	13 020 09,50 3	617 423 01 11	17 682 19,10 8
360 423 24 10	17 682 17,00 8	463 423 01 10	13 020 08,70 3	602 423 39 10	13 020 08,00 3	617 423 01 30	19 496 18,30 8
370 421 00 10	19 125 19,70 8	463 423 02 10	15 030 08,00 3	602 423 40 10	13 020 08,70 3	617 423 02 30	19 496 19,10 8
370 421 03 10	19 125 19,70 8	463 423 03 10	15 030 08,80 3	602 423 41 10	13 020 09,50 3	617 423 03 11	17 238 17,00 8
370 421 06 10	19 125 19,70 8	488 421 00 10	17 238 18,30 8	602 423 42 10	13 020 09,50 3	617 423 04 11	17 238 18,30 8
381 421 00 10	17 682 17,00 8	488 421 01 10	17 238 19,10 8	602 423 44 10	13 020 08,00 3	617 423 05 11	17 238 19,10 8
381 421 01 10	17 682 17,00 8	497 421 00 10	17 238 18,30 8	602 423 45 10	13 020 08,00 3	617 423 06 30	19 496 18,30 8
381 421 02 10	17 682 18,30 8	497 421 01 10	17 238 19,10 8	602 423 46 10	13 020 08,70 3	617 423 07 11	19 494 17,00 8
381 421 03 10	17 682 19,10 8	582 903 220	13 141 05,00 4	602 423 47 10	13 020 09,50 3	617 423 07 30	19 496 19,10 8
381 423 00 10	17 682 18,30 8	601 423 00 10	11 019 08,70 5	602 423 48 10	13 020 08,00 3	617 423 08 11	19 494 17,00 8
381 423 01 10	17 682 19,10 8	601 423 03 10	11 019 08,70 5	602 423 49 10	13 020 08,70 3	617 423 08 30	19 496 19,10 8
381 423 03 10	17 682 17,00 8	601 423 06 10	11 019 08,70 5	602 423 50 10	13 020 09,50 3	617 423 09 10	17 238 17,00 8
381 423 04 10	17 682 18,30 8	601 423 09 10	11 019 08,70 5	602 423 51 10	13 020 09,50 3	617 423 09 11	19 494 19,10 8
381 423 05 10	17 682 19,10 8	601 423 12 10	11 019 08,00 5	602 423 60 10	13 020 08,00 3	617 423 10 10	17 238 17,00 8
381 423 06 10	17 682 19,10 8	601 423 13 10	11 019 08,00 5	602 423 61 10	13 020 08,00 3	617 423 12 10	17 238 17,00 8
381 423 07 10	17 682 17,00 8	601 423 17 10	11 019 08,00 5	602 423 62 10	13 020 08,70 3	617 423 17 30	19 494 17,00 8
381 423 19 10	17 238 18,30 8	601 423 18 10	11 019 08,00 5	602 423 63 10	13 020 09,50 3	617 423 18 30	19 494 18,30 8
381 423 20 10	17 238 18,30 8	601 423 19 10	11 019 08,70 5	602 423 64 10	13 020 08,00 3	617 423 19 11	19 494 17,00 8
381 423 22 10	19 494 18,30 8	601 423 26 10	11 019 08,00 5	602 423 65 10	13 020 08,70 3	617 423 19 30	19 494 19,10 8
381 423 23 10	19 494 19,10 8	601 423 27 10	11 019 08,70 5	602 430 15 22	13 020 08,00 3	617 423 20 11	19 494 18,30 8
381 423 26 10	17 238 17,00 8	601 423 30 10	11 019 08,00 5	603 420 02 20	15 030 08,00 3	617 423 21 11	19 494 19,10 8
381 423 27 10	19 494 17,00 8	601 423 31 10	11 019 08,70 5	603 420 03 20	15 030 08,80 3	617 423 21 30	17 238 17,00 8
383 421 06 10	17 682 18,30 8	601 423 45 10	11 019 08,00 5	603 420 07 20	15 030 08,00 3	617 423 22 10	17 682 17,00 8
383 421 07 10	17 682 19,10 8	601 423 46 10	11 019 08,00 5	603 420 08 20	15 030 08,00 3	617 423 22 30	17 238 18,30 8
383 421 08 10	17 682 19,10 8	601 423 48 10	11 019 08,00 5	603 420 09 20	15 030 08,80 3	617 423 23 10	17 682 18,30 8
383 421 09 10	17 682 18,30 8	601 423 49 10	11 019 08,70 5	603 420 10 20	15 030 08,80 3	617 423 23 30	17 238 19,10 8
383 421 10 10	17 682 19,10 8	601 423 52 10	11 019 08,00 5	608 421 00 10	13 141 05,00 4	617 423 24 10	17 682 19,10 8
383 421 11 10	17 682 19,10 8	601 423 53 10	11 019 08,00 5	608 421 05 10	13 141 05,00 4	617 423 26 10	17 238 17,00 8
383 421 14 10	17 682 17,00 8	601 423 54 10	11 019 08,00 5	608 421 08 10	13 141 05,00 4	617 423 26 30	17 238 17,00 8
383 421 15 10	17 682 17,00 8	601 423 55 10	11 019 08,00 5	608 421 09 10	13 141 05,00 4	617 423 27 10	17 238 17,00 8
383 421 19 10	17 682 18,30 8	601 423 56 10	11 019 08,70 5	608 421 12 10	13 141 05,00 4	617 423 30 10	19 494 17,00 8
383 421 20 10	17 682 19,10 8	601 423 57 10	11 019 08,70 5	608 586 08 42	13 141 05,00 4	617 423 31 10	19 494 18,30 8
383 421 23 10	17 682 19,10 8	601 423 60 10	11 019 08,00 5	608 586 09 42	13 141 05,00 4	617 423 32 10	19 494 19,10 8
383 421 24 10	17 682 18,30 8	601 423 61 10	11 019 08,00 5	611 420 90 20	15 030 08,00 3	617 423 33 11	19 496 18,30 8
383 421 25 10	17 682 17,00 8	601 423 62 10	11 019 08,70 5	611 423 00 10	15 030 08,80 3	617 423 34 11	19 496 19,10 8
383 421 26 10	17 682 17,00 8	601 423 63 10	11 019 08,70 5	611 423 01 10	15 030 09,80 3	617 423 37 11	19 496 19,10 8
383 421 28 10	17 238 17,00 8	601 423 68 10	11 019 08,00 5	611 423 02 10	15 030 09,80 3	617 423 39 11	17 238 17,00 8
383 421 30 10	17 238 17,00 8	601 423 69 10	11 019 08,00 5	611 423 03 10	15 030 08,80 3	617 423 40 11	17 238 18,30 8
383 421 31 10	17 238 17,00 8	601 423 70 10	11 019 08,00 5	611 423 04 10	15 030 09,80 3	617 423 41 11	17 238 19,10 8
385 421 00 10	19 494 18,30 8	601 423 71 10	11 019 08,00 5	611 423 05 10	15 030 09,80 3	617 423 43 10	17 238 17,00 8
385 421 01 10	19 494 19,10 8	601 423 72 10	11 019 08,70 5	611 423 06 10	15 030 08,00 3	617 423 43 11	17 238 17,00 8
385 421 03 10	19 494 18,30 8	601 423 73 10	11 019 08,70 5	611 423 07 10	15 030 08,00 3	617 423 44 10	17 238 18,30 8
385 421 04 10	19 494 19,10 8	601 423 77 10	11 019 08,00 5	611 423 10 10	15 030 08,00 3	617 423 44 11	17 238 18,30 8
385 421 06 10	19 494 17,00 8	601 423 78 10	11 019 08,70 5	611 423 11 10	15 030 08,00 3	617 423 45 10	17 238 18,30 8
385 421 07 10	19 494 17,00 8	601 430 09 22	11 019 08,00 5	611 423 12 10	15 030 08,80 3	617 423 45 11	17 238 19,10 8
385 421 08 10	19 494 19,10 8	602 423 06 10	13 020 08,70 3	611 423 13 10	15 030 09,80 3	617 423 47 10	19 494 17,00 8
385 421 10 10	19 494 18,30 8	602 423 07 10	13 020 09,50 3	611 423 14 10	15 030 08,00 3	617 423 47 11	19 494 17,00 8
385 421 12 10	19 494 17,00 8	602 423 08 10	13 020 09,50 3	611 423 15 10	15 030 08,80 3	617 423 48 10	19 494 18,30 8
385 423 02 10	17 238 18,30 8	602 423 09 10	13 020 08,70 3	611 423 16 10	15 030 09,80 3	617 423 48 11	19 494 18,30 8
385 423 05 10	17 238 18,30 8	602 423 10 10	13 020 09,50 3	611 423 18 10	15 030 08,00 3	617 423 49 10	19 494 19,10 8
385 423 07 10	17 238 17,00 8	602 423 11 10	13 020 09,50 3	611 423 19 10	15 030 08,00 3	617 423 49 11	19 494 19,10 8
385 423 08 10	17 238 17,00 8	602 423 12 10	13 020 08,00 3	611 423 20 10	15 030 08,80 3	617 423 52 10	19 495 18,30 8
385 423 09 10	17 238 18,30 8	602 423 13 10	13 020 08,00 3	611 423 21 10	15 030 09,80 3	617 423 55 10	19 496 17,00 8
385 423 10 10	17 238 18,30 8	602 423 17 10	13 020 08,00 3	611 423 22 10	15 030 08,00 3	617 423 55 11	19 496 17,00 8
385 423 12 10	17 238 17,00 8	602 423 18 10	13 020 08,00 3	611 423 23 10	15 030 08,80 3	617 423 56 10	19 496 18,30 8
385 423 13 10	19 494 17,00 8	602 423 19 10	13 020 08,70 3	611 423 24 10	15 030 08,00 3	617 423 56 11	19 496 18,30 8
385 423 15 10	19 494 18,30 8	602 423 20 10	13 020 09,50 3	611 423 25 10	15 030 08,80 3	617 423 57 10	19 496 19,10 8
385 423 16 10	19 494 19,10 8	602 423 26 10	13 020 08,00 3	611 423 30 10	15 030 08,80 3	617 423 57 11	19 496 19,10 8
407 421 02 10	15 295 06,40 4	602 423 27 10	13 020 08,70 3	617 421 00 10	19 494 17,00 8	617 423 59 10	19 496 18,30 8
407 421 03 10	15 295 07,00 4	602 423 28 10	13 020 09,50 3	617 421 01 10	19 494 18,30 8	617 423 60 10	19 496 19,10 8
407 421 05 10	15 295 06,40 4	602 423 29 10	13 020 09,50 3	617 421 12 10	17 682 17,00 8	617 423 61 10	19 496 19,10 8
421 421 00 10	15 295 06,40 4	602 423 30 10	13 020 08,00 3	617 421 13 10	17 682 18,30 8	617 423 62 10	19 496 17,00 8
421 421 01 10	15 295 07,00 4	602 423 31 10	13 020 08,70 3	617 421 14 10	17 682 19,10 8	617 423 63 10	17 238 17,00 8
421 421 02 10	15 295 06,40 4	602 423 32 10	13 020 09,50 3	617 421 16 10	17 682 17,00 8	617 423 64 10	17 238 17,00 8
421 421 03 10	15 295 07,00 4	602 423 33 10	13 020 09,50 3	617 421 17 10	17 682 18,30 8	617 423 65 10	17 238 18,30 8
421 421 05 10	15 295 06,40 4	602 423 35 10	13 020 08,00 3	617 421 18 10	17 682 19,10 8	617 423 67 10	19 494 17,00 8
421 421 06 10	15 295 07,00 4	602 423 36 10	13 020 08,00 3	617 423 00 11	17 682 18,30 8	617 423 68 10	19 494 18,30 8
421 421 65 10	15 295 06,40 4	602 423 37 10	13 020 08,70 3	617 423 00 30	19 496 17,00 8	617 423 69 10	19 494 19,10 8



...MERCEDES-BENZ <b>BERAL</b>	...MERCEDES-BENZ <b>BERAL</b>	...MERCEDES-BENZ <b>BERAL</b>	RENAULT TRUCKS <b>BERAL</b>				
617 423 81 11	17 238 17,00 8	668 423 34 10	15 059 10,20 3	674 421 28 30	17 287 13,50 4	3 700 049	17 829 10,00 3
617 423 82 11	17 238 18,30 8	668 423 37 10	17 351 09,30 3	674 421 29 30	17 287 14,30 4	5000 242 747	19 494 17,00 8
617 423 83 10	17 238 17,00 8	668 423 38 10	17 351 10,20 3	674 421 32 30	17 280 13,50 4	5000 242 748	19 494 17,00 8
617 423 84 10	17 238 17,00 8	668 423 41 10	17 350 09,30 3	674 421 33 30	17 280 14,30 4	5000 242 867/8	19 494 17,00 8
617 423 85 10	17 238 18,30 8	668 423 42 10	17 350 10,20 3	674 421 36 30	17 278 13,50 4	5000 243 220	17 804 12,70 4
617 423 86 10	17 238 19,10 8	668 423 45 10	15 059 09,30 3	674 421 37 30	17 278 14,30 4	5000 243 792	19 622 12,70 4
617 423 89 10	19 494 19,10 8	668 423 46 10	15 059 10,20 3	674 421 40 30	15 162 13,50 4	5000 288 506	19 919 13,00 4
617 723 31 11	19 496 17,00 8	668 423 62 10	15 059 09,30 3	674 421 41 30	15 162 14,30 4	5000 288 508	19 935 18,50 8
621 421 02 10	19 494 19,10 8	668 423 63 10	15 059 10,20 3	674 421 44 30	17 287 13,50 4	5000 288 509	19 935 19,50 8
621 421 04 10	19 494 17,00 8	669 423 04 10	17 350 09,30 3	674 421 45 30	17 287 14,30 4	5000 288 510	19 463 13,50 4
621 421 05 10	19 494 18,30 8	669 423 05 10	17 350 10,20 3	674 421 48 30	17 280 13,50 4	5000 288 511	19 463 14,50 4
621 421 06 10	19 494 19,10 8	670 423 15 11	17 351 10,20 3	674 421 49 30	17 280 14,30 4	5000 288 512	19 934 18,50 8
621 421 08 10	19 494 17,00 8	670 423 20 10	15 059 10,20 3	674 421 52 30	17 278 13,50 4	5000 288 513	19 934 19,50 8
621 421 09 10	19 494 18,30 8	670 423 27 11	17 351 10,20 3	674 421 53 30	17 278 14,30 4	5000 288 514	19 049 12,50 3
621 423 00 11	19 494 17,00 8	670 423 38 11	15 059 09,30 3	674 421 56 30	15 162 13,50 4	5000 288 515	19 049 13,50 3
652 423 04 10	17 238 17,00 8	670 423 39 11	15 059 09,30 3	674 421 57 30	15 162 14,30 4	5000 288 516	17 829 10,00 3
652 423 05 10	17 238 18,30 8	670 423 40 11	15 059 10,20 3	675 421 33 30	19 505 15,80 6	5000 288 518	17 829 10,00 3
652 423 06 10	17 238 18,30 8	670 423 48 11	17 351 10,20 3	675 421 34 30	19 505 15,80 6	5000 288 520	17 831 10,00 3
652 423 08 10	19 494 17,00 8	670 423 51 11	17 351 09,30 3	675 421 35 30	19 505 16,80 6	5000 288 522	17 831 10,00 3
652 423 09 10	19 494 18,30 8	670 423 56 10	15 059 10,20 3	675 421 45 30	19 505 15,80 6	5000 288 524	19 255 17,50 3
652 423 10 10	19 494 19,10 8	670 423 57 10	15 059 09,30 3	675 421 46 30	19 505 16,80 6	5000 288 525	19 255 18,50 3
652 423 13 10	19 495 18,30 8	670 423 58 10	15 059 09,30 3	675 421 81 10	19 505 15,80 6	5000 559 091	17 827 12,50 3
659 421 00 10	17 238 17,00 8	670 423 64 11	17 351 10,20 3	675 421 83 10	19 505 15,80 6	5000 559 160	19 620 12,50 3
659 421 01 10	17 238 18,30 8	670 423 66 11	17 351 10,20 3	675 421 85 10	19 505 16,80 6	5000 559 392	17 829 10,00 3
659 421 02 10	17 238 19,10 8	670 423 68 10	17 351 10,20 3	675 421 89 10	19 505 15,80 6	5000 559 441	19 049 12,50 3
659 421 08 10	17 238 17,00 8	670 423 68 11	15 059 10,20 3	675 421 91 10	19 505 15,80 6	5000 560 943	17 827 13,50 3
659 421 09 10	17 238 18,30 8	670 423 69 10	17 351 10,20 3	675 421 93 10	19 505 16,80 6	5000 560 944	19 620 13,50 3
659 421 10 10	17 238 19,10 8	670 423 76 11	17 351 10,20 3	676 421 08 10	19 505 15,80 6	5000 560 946	17 804 13,70 4
659 421 13 10	19 494 18,30 8	670 423 87 10	17 351 10,20 3	676 421 09 10	19 505 15,80 6	5000 560 984	17 831 10,00 3
659 421 16 10	17 238 17,00 8	670 423 98 10	15 059 09,30 3	676 421 10 10	19 505 16,80 6	5000 587 611	19 620 13,50 3
659 421 17 10	17 238 17,00 8	670 423 99 10	15 059 09,30 3	676 421 20 10	19 505 15,80 6	5000 793 121	19 463 13,50 4
659 421 18 10	17 238 18,30 8	673 421 03 31	17 287 13,50 4	676 421 21 10	19 505 15,80 6	5000 793 132	19 463 14,50 4
659 421 19 10	17 238 19,10 8	673 421 04 31	17 287 14,30 4	676 421 22 10	19 505 16,80 6	5000 809 636	19 049 13,50 3
659 423 12 10	19 496 17,00 8	673 421 07 31	17 280 13,50 4	676 421 32 10	19 505 15,80 6	5000 809 868	19 919 13,00 4
659 423 13 10	19 496 18,30 8	673 421 08 31	17 280 14,30 4	676 421 33 10	19 505 15,80 6	5000 811 113	19 935 18,50 8
659 423 14 10	19 496 19,10 8	673 421 11 31	17 278 13,50 4	676 421 34 10	19 505 16,80 6	5000 811 574	19 935 18,50 8
659 423 28 10	19 496 18,30 8	673 421 12 31	17 278 14,30 4	A617 423 14 30 67	19 495 18,30 8	5000 811 877	19 049 12,50 3
659 423 29 10	19 496 19,10 8	673 421 15 31	15 162 13,50 4	A659 423 37 10 67	19 496 17,00 8	5000 811 878	19 463 13,50 4
659 423 36 10	19 496 18,30 8	673 421 16 31	15 162 14,30 4	A659 423 38 10 67	19 496 19,10 8	5000 811 881	19 049 13,50 3
659 423 37 10	19 496 17,00 8	673 421 23 31	17 278 13,50 4			5000 811 882	19 463 14,50 4
659 423 38 10	19 496 19,10 8	673 421 24 31	17 278 14,30 4			5000 812 335	19 934 18,50 8
667 423 01 10	15 030 08,00 3	673 421 27 31	17 280 13,50 4	<b>MERITOR</b> <b>BERAL</b>		5000 814 168	19 934 19,50 8
667 423 02 10	15 030 08,00 3	673 421 28 31	17 280 14,30 4	210.20.776	19 604 14,80 6	5000 814 169	19 935 19,50 8
667 423 03 10	15 030 09,80 3	673 421 31 31	17 287 13,50 4	212.00.780 D	19 604 15,80 6	5000 814 836	19 032 17,80 8
667 423 04 10	15 030 09,80 3	673 421 32 31	17 287 14,30 4	212.09.710	19 908 18,10 6	5000 814 837	19 094 17,80 8
667 423 14 10	15 030 08,00 3	673 421 35 30	17 278 14,30 4	68371277NQT	19 708 16,25 5	5000 814 854	19 049 12,50 3
667 423 16 10	15 030 09,80 3	673 421 58 10	17 287 13,50 4	68371366NQT	17 017 16,00 8	5000 814 855	19 049 12,50 3
667 423 17 10	15 030 09,80 3	673 421 59 10	17 287 14,30 4	68371371NQT	19 177 16,00 8	5000 814 856	19 049 13,50 3
667 423 18 10	15 030 08,00 3	673 421 62 10	17 280 13,50 4	68371378NQT	15 879 16,50 8	5000 814 857	19 049 13,50 3
667 423 19 10	15 030 08,80 3	673 421 63 10	17 280 14,30 4			5000 814 858	19 463 13,50 4
667 423 20 10	15 030 09,80 3	673 421 66 10	17 278 13,50 4	<b>NEOPLAN</b> <b>BERAL</b>		5000 814 859	19 463 14,50 4
667 423 22 10	15 030 08,00 3	673 421 67 10	17 278 14,30 4	0803 508 03	19 849 17,55 6	5000 814 860	19 049 12,50 3
667 423 23 10	15 030 08,80 3	673 421 70 10	15 162 13,50 4	0804 500 40	19 849 17,55 6	5000 814 861	19 049 13,50 3
667 423 29 10	15 030 08,00 3	673 421 71 10	15 162 14,30 4	0804 501 40	19 849 17,55 6	5000 815 640	19 255 17,50 3
667 423 30 10	15 030 08,00 3	673 421 76 10	17 287 13,50 4			5000 816 057	19 049 13,50 3
667 423 31 10	15 030 08,80 3	673 421 77 10	17 287 14,30 4	<b>RABA</b> <b>BERAL</b>		5000 816 058	19 049 12,50 3
667 423 33 10	15 030 08,00 3	673 421 80 10	17 280 13,50 4	03 092 18 11 0	15 044 06,00 4	5000 819 160	17 827 12,50 3
667 423 34 10	15 030 08,80 3	673 421 81 10	17 280 14,30 4	03 092 20 21 0	15 247 08,00 4	5000 819 161	19 620 12,50 3
667 423 35 10	15 030 09,80 3	673 421 84 10	17 278 13,50 4	03 092 22 34 0	17 016 09,50 8	5000 819 162	17 827 13,50 3
667 423 36 10	15 030 09,80 3	673 421 85 10	17 278 14,30 4	03 092 22 35 0	17 016 08,00 8	5000 819 163	19 620 13,50 3
668 423 16 10	15 059 09,30 3	673 421 94 30	17 287 13,50 4	974917	11 084 05,00 4	5000 819 683	19 494 17,00 8
668 423 17 10	15 059 09,30 3	674 421 12 30	17 287 13,50 4	974919	11 268 04,00 4	5000 820 062	19 934 19,50 8
668 423 18 10	15 059 10,20 3	674 421 13 30	17 287 14,30 4	980903	15 247 08,00 4	5000 820 063	19 935 18,50 8
668 423 25 10	17 351 09,30 3	674 421 16 30	17 280 13,50 4			5000 820 064	19 935 19,50 8
668 423 26 10	17 351 10,20 3	674 421 20 30	17 278 13,50 4			5000 821 135	19 049 12,50 3
668 423 29 10	17 350 09,30 3	674 421 21 30	17 278 14,30 4			5000 821 136	19 463 13,50 4
668 423 30 10	17 350 10,20 3	674 421 24 30	15 162 13,50 4			5000 821 730	19 049 12,50 3
668 423 33 10	15 059 09,30 3	674 421 25 30	15 162 14,30 4			5000 821 731	19 049 13,50 3







# ? OE →

<b>VW</b>	
<b>BERAL</b>	
291 609 265 E	15 775 07,00 4
291 698 135	15 775 07,00 4
291 698 135 A	15 775 07,00 4
291 698 135 B	15 775 07,00 4
291 698 135 D	15 775 07,00 4


<b>ZF PARTS</b>	
<b>BERAL</b>	
0501 298 218	19 699 17,55 5
0501 298 219	19 699 18,55 5
0501 298 258	19 712 19,10 6
0501 298 259	19 699 19,55 5
0501 298 274	19 712 18,10 6
0501 313 193	19 712 19,10 6
0501 313 194	19 712 19,10 6











...MERCEDES	BERAL
601 421 02 08	29 784 18,00 4
601 421 03 12	BCR117A
601 421 04 08	29 784 18,00 4
601 421 05 12	BCR117A
601 421 06 08	29 784 18,00 4
601 421 50 12	BCR116A
601 421 51 12	BCR116A
601 540 06 17	UAI200
601 540 13 17	UAI102
631 420 03 72	BCR221A
6395401417	FWI311
668 421 01 12	BCR162A
668 421 02 12	BCR163A
668 423 00 12	BCR164A
668 423 01 12	BCR165A
668 423 04 12	BCR208A
668 423 05 12	BCR209A
669 420 00 20	29 835 22,00 4
669 420 01 20	29 835 22,00 4
669 421 00 08	29 784 18,00 4
669 421 01 12	BCR118A
669 421 06 12	BCR118A
669 421 06 12	BCR162A
669 540 04 17	UAI103
669 540 05 17	UAI103
669 540 06 17	UAI103
669 540 08 17	UAI103
669 540 09 17	UAI103
670 420 28 20	29 835 22,00 4
670 421 01 12	BCR119A
670 421 03 12	BCR119A
670 540 00 17	UAI201
677 540 07 17	UAI202
677 540 08 17	UAI203
901 421 01 10	29 076 20,00 4
901 421 04 10	21 576 19,00 3
901 421 05 10	21 576 19,00 3
901 423 04 12	BCR230A
901 423 06 12	BCR230A
901 423 08 12	BCR230A
9015400217	FWI278
9015400317	FWI278
902 421 01 10	29 076 20,00 4
902 421 03 12	BCR228A
902 421 04 12	BCR228A
902 421 06 12	BCR228A
902 421 07 12	BCR228A
902 421 09 12	BCR228A
902 423 01 12	BCR229A
902 423 03 12	BCR229A
902 423 04 12	BCR229A
902 423 05 10	21 592 18,80 3
904 423 02 12	BCR191A
904 423 03 12	BCR191A
905 420 00 20	29 835 21,70 4
906 421 00 12	BCR310A
906 423 00 12	BCR311A
906 423 01 12	BCR312A
9065401317	FWI293
9065401417	FWI294
9065401517	FWI294
942 421 11 12	BCR145A
942 421 12 12	BCR145A
942 421 21 12	BCR145A
943 421 03 12	BCR323A
970 421 01 12	BCR186A
970 421 06 12	BCR186A
970 423 04 12	BCR187A

...MERCEDES	BERAL
970 423 05 12	BCR188A
970 423 06 12	BCR187A
970 423 07 12	BCR188A
975 421 00 12	BCR189A
975 421 01 12	BCR189A
975 421 02 12	BCR189A
975 423 00 12	BCR260A
975 423 03 12	BCR190A
975 423 06 12	BCR190A
A 943 421 03 12	BCR323A
A002 420 78 20	29 197 30,00 4
A004 420 22 20	29 253 30,00 4
A004 420 60 20	29 253 30,00 4
A004 420 61 20	29 183 27,00 3
A006 420 10 20	29 253 30,00 4
A006 420 11 20	29 253 30,00 4
A006 420 14 20	29 246
A006 420 15 20	29 244
A906 423 01 12	BCR312A
MERITOR	BERAL
68323825	BCR250A
152 24 835	29 155 27,00 4
152 24 835A	29 155 27,00 4
212 24 263	BCR248A
212 25 115	BCR197A
212 27 349	BCR223A
317 887 00100	BCR197A
3218-G-1333	BCR197A
3218H1308	BCR248A
68310622	UAI101
68320614	UAI103
68320654	UAI111
68320874	UAI100
68320909	UAI100
68321445	29 099 25,00 4
68321583	29 099 25,00 4
68321849	29 099 25,00 4
68322542	29 099 25,00 4
68323210	FCR305A
68323570	FCR290A
68323740	BCR337A
68323754	FCR289A
68324072	UAI164
68324558	29 156 30,00 4
68324613	UAI165
68324957	29 156 30,00 4
68325023	29 210 28,00 4
68325166	29 210 28,00 4
68325344	29 156 30,00 4
68325346	29 156 30,00 4
68325408	UAI169
68325901	29 156 30,00 4
68326015	29 156 30,00 4
A8-3222-A-2367	29 180 29,00 4
A9-3222-A-2367	29 180 29,00 4
NEOPLAN	BERAL
0801 621 00	BCR155A
0821 358 30	BCR168A
0823 311 00	29 055 22,00 4
180 22 0062	29 747 32,00 8

NISSAN	BERAL
06903006-0	29 099 25,00 4
40206-9X403	FCR339A
41060-9X225	FVR1616
41060-MB225	FVR4248
43206-9X100	FCR340A
D1060-MB600	FVR4053
D4060-MA000	FVR4054
D4060-MB40A	FVR4156
RENAULT TRUCKS	BERAL
5000 294 357	29 043 24,00 4
5000 295 329	29 071 17,00 3
5000 297 198	29 043 24,00 4
5000 297 808	29 013 21,50 5
5000 450 158	BCR126A
5000 545 242	BCR126A
5000 790 539	FCR129A
5000 792 539	BCR128A
5000 807 468	29 706 17,00 3
5000 813 673	29 013 21,50 5
5000 815 639	29 013 21,50 5
5000 821 964	29 043 24,00 4
5000 821 995	29 013 21,50 5
5000 823 412	29 013 21,50 5
5000 823 566	29 071 17,00 3
5001 014 694	29 065 22,00 4
5001 014 704	29 067 22,00 4
5001 821 995	29 013 21,50 5
5001 822 987	29 043 24,00 4
5001 822 987	UAI101
5001 825 638	29 065 22,00 4
5001 825 639	29 067 22,00 4
5001 825 640	29 043 24,00 4
5001 825 641	29 043 24,00 4
5001 829 545	29 097 20,50 5
5001 831 161	29 090 28,00 4
5001 831 161	UAI116
5001 833 114	29 090 28,00 4
5001 834 075	UAI163
5001 834 527	29 071 17,00 3
5001 844 747	29 121 20,30 4
5001 846 034	29 090 28,00 4
5001 848 363	UAI117
5001 855 646	29 156 30,00 4
5001 855 902	29 142 30,00 4
5001 855 902	UAI166
5001 863 904	29 156 30,00 4
5001 864 363	29 218 29,00 4
5001 864 364	29 218 29,00 4
5001 864 365	29 203 29,00 4
5001 864 380	29 177 29,00 4
5001 864 498	BCR249A
5001 866 914	29 207 30,00 4
5010 019 249	BCR127A
5010 104 739	29 072 19,20 8
5010 151 214	29 072 19,20 8
5010 190 857	29 072 19,20 8
5010 190 865	BCR127A
5010 197 487	29 072 19,20 8
5010 207 049	29 072 19,20 8
5010 207 431	BCR127A
5010 216 433	BCR169A
5010 216 437	BCR134A
5010 216 548	BCR128A
5010 216 931	BCR174A
5010 216 932	BCR175A
5010 260 101	BCR174A

...RENAULT TRUCKS	BERAL
5010 260 102	BCR175A
5010 260 218	BCR185A
5010 260 603	BCR182A
5010 260 604	BCR183A
5010 260 609	BCR184A
5010 422 262	BCR218A
5010 422 263	BCR219A
5010 422 363	BCR244A
5010 422 364	BCR245A
5010 422 593	BCR134A
5010 525 014	BCR242A
5010 525 015	BCR220A
5010 525 308	BCR218A
5010 525 362	BCR220A
5010 525 364	BCR243A
5010 598 303	BCR218A
5010 848 607	UAI151
ROR	BERAL
15224835T400	29 155 27,00 4
68324665	29 169 30,00 4
SAE	BERAL
09291042	29 183 27,00 3
09291063	29 143 30,00 4
09291072	29 195 30,00 4
09291073	29 207 30,00 4
09317202	29 179 30,00 4
09317330	29 197 30,00 4
09317-330	29 197 30,00 4
9291-042	29 183 27,00 3
9291-063	29 143 30,00 4
9291-072	29 195 30,00 4
9291-073	29 207 30,00 4
9317-202	29 179 30,00 4
SAF	BERAL
3 057 0077 00	29 179 30,00 4
3 057 0078 00	29 197 30,00 4
3 057 0080 00	29 126 30,00 4
3 057 0080 00	29 159 30,00 4
3 057 0084 00	29 162 31,00 4
3 057 0085 00	29 158 30,00 4
3 057 3179 00	29 143 30,00 4
3 424 2009 00	UAI174
4 057 4277 00	29 179 30,00 4
4 057 4278 00	29 197 30,00 4
4 079 0003 00	BCR203A
4 079 0003 01	BCR203A
4 079 0004 00	BCR202A
4 079 0005 00	BCR201A
4 079 0005 01	BCR201A
4 079 0005 02	BCR201A
4 079 0007 00	BCR204A
4 079 0007 01	BCR204A
4 079 0007 01 A	BCR204A
5 317 0023 00	29 179 30,00 4
5 317 0024 00	29 197 30,00 4
SCANIA	BERAL
1 386 686	BCR170A
1 402 272	BCR170A
1 415 147	BCR168A
1 852 817	BCR170A

...SCANIA		BERAL
1388953	UA1141	
139 04 28	29 179 30,00 4	
173 45 29	29 179 30,00 4	
185 61 08	29 179 30,00 4	
189 08 61	29 179 30,00 4	

SCHMITZ CARGOBULL		BERAL
017870	BCR336A	
1008452	29 158 30,00 4	
1105625	29 158 30,00 4	

SETRA		BERAL
000 421 43 10	29 253 30,00 4	
003 420 35 20	29 179 30,00 4	
006 420 10 20	29 253 30,00 4	
8 284 000 209	29 747 32,00 8	
8 285 000 235	29 747 32,00 8	
8 285 388 435	29 210 28,00 4	
8 285 388 436	29 053 30,00 4	
A000 421 43 10	29 253 30,00 4	
A006 420 10 20	29 253 30,00 4	
Q-82855-15554	29 179 30,00 4	
Q-82855-15573	29 179 30,00 4	

SMB		BERAL
13162025	BCR199A	
M06 9018	BCR199A	
M078 157	BCR200A	
M20 0135	BCR199A	
M20013501	BCR199A	

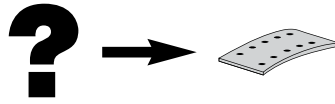
VAG		BERAL
2F0919351	FWI246	

VAN HOOL		BERAL
351032	BCR155A	
110 229 68	29 179 30,00 4	
52E908472	BCR155A	
E908472	BCR155A	

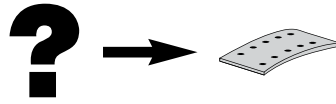
VOLVO		BERAL
205 687 13	29 177 29,00 4	
20568711	29 218 29,00 4	
20568712	29 203 29,00 4	
20568714	29 218 29,00 4	
20568715	29 203 29,00 4	
207 681 01	29 151 29,00 4	
207 68115	29 137 29,00 4	
208 255 94	29 090 28,00 4	
20844903	29 207 30,00 4	
209 18891	29 125 29,00 4	
209 326 82	29 125 29,00 4	
21024702	29 218 29,00 4	
21024702	29 219 29,00 4	
21352570	29 218 29,00 4	
21352573	29 203 29,00 4	
21496550	29 218 29,00 4	
21496551	29 203 29,00 4	
270 68092	29 125 29,00 4	
276 147-6	29 039 22,00 4	

...VOLVO		BERAL
3 093 919	29 090 28,00 4	
3 093 939	29 090 28,00 4	
3 112 965	BCR192A	
309 5632	BCR303A	
309 5673	FCR305A	
3090 048-4	29 302 21,90 4	
3093 532	29 137 29,00 4	
3095 396	29 125 29,00 4	
3099533	29 151 29,00 4	
311 812 8	UA1116	
6 774 686	BCR131A	
6 774 686-7	BCR131A	
6 774 687	BCR131A	
6 774 867	BCR131A	
6 775 223	BCR142A	
6 775 227 9	BCR142A	
6 775 229	BCR142A	
67 792 085	BCR130A	
677 9209	FCR306A	
677 92093	FCR306A	
683 23231	BCR303A	
85 10 54 85	29 090 28,00 4	
8550 611	29 090 28,00 4	

VW		BERAL
281 698 151 B	FVR129	
2D0 615 301 A	BCR228A	
2D0 615 301 B	BCR228A	
2D0 615 601	BCR230A	
2D0 615 601 A	BCR229A	
2D0 615 601 B	BCR191A	
2D0 615 601 C	BCR230A	
2D0 615 601 D	BCR229A	
2D0 698 151	21 576 19,00 3	
2D0 698 151 A	29 076 20,00 4	
2D0 698 451	21 592 18,80 3	
2D0 698 451 A	21 621 17,00 3	
2D0 698 451 B	23 021 18,60 4	
2D0919351A	FWI278	
2E0 615 301	BCR310A	
2E0 615 601	BCR312A	
2E0 615 601 A	BCR311A	
2E0906206B	FWI293	
2E0906206G	FWI311	

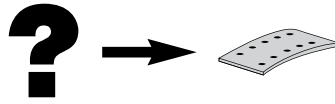


<b>BFMC</b>	<b>BERAL</b>	<b>...BFMC</b>	<b>BERAL</b>	<b>...BFMC</b>	<b>BERAL</b>	<b>...BFMC</b>	<b>BERAL</b>
AD/44/1	19 113	DF/25/1	19 036	GG/232/1	19 708	MB/98/2	17 290
AX/14/6	19 896	DF/30/1	19 618	GG/232/2	19 867	MB/99/1	17 950
BA/2/1	17 905	DF/31/1	19 617	GG/233/1	17 357	MB/99/2	17 950
BA/3/1	17 906	DF/32/1	19 891	GG/234/1	17 358	MP/29/1	17 682
BA/4/1	19 802	DF/33/1	19 890	GG/235/1	19 758	MP/30/2	17 238
BA/5/1	19 801	DF/34/1	19 900	GG/236/1	19 759	MP/31/2	19 494
BC/1/1	17 286	DF/35/1	19 901	GG/83/1	19 072	MP/31/3	19 713
BC/100/1	19 902	DF/36/1	19 888	GL/11/1	11 082	MP/32/2	19 495
BC/101/1	19 903	DF/37/1	19 889	IK/1/1	19 567	MP/36/2	19 496
BC/104/1	19 952	DF/40/1	17 013	IK/2/1	17 746	MP/37/1	15 817
BC/105/1	19 953	DF/41/1	17 012	IL/66/5	19 036	MP/38/1	15 823
BC/106/1	19 967	DF/42/1	19 024	IL/67/5	19 037	MP/39/1	17 900
BC/107/1	19 968	DF/43/1	19 031	LH/82/2	19 622	MP/40/1	17 901
BC/108/1	19 568	DF/44/1	19 011	LZ/2/1	19 762	MQ/3/2	19 783
BC/109/1	17 456	DF/45/1	19 010	LZ/3/1	19 763	MQ/4/2	19 784
BC/110/1	19 396	DF/46/1	19 052	LZ/4/1	19 913	PB/10/1	17 743
BC/111/1	19 397	DF/47/1	19 055	LZ/5/1	19 912	PB/11/1	19 558
BC/114/1	19 642	DF/48/1	19 063	LZ/7/1	17 897	PB/12/1	19 559
BC/115/1	19 643	DF/49/1	19 064	LZ/8/1	17 898	PB/15/1	17 237
BC/116/1	19 644	DO/80/1	17 804	MB/100/1	17 973	PB/16/1	19 849
BC/118/1	19 641	FD/85/1	15 044	MB/101/2	17 350	PB/17/1	19 850
BC/119/1	19 676	FD/86/1	15 247	MB/102/2	17 287	PB/18/1	19 847
BC/122/1	17 807	FI/100/1	15 733	MB/103/2	15 162	PB/18/2	19 699
BC/2/1	17 285	FI/101/1	15 732	MB/104/1	19 844	PB/19/1	19 848
BC/32/1	17 269	FI/102/1	17 793	MB/105/2	19 506	PB/20/1	19 712
BC/32/2	17 248	FI/104/1	17 408	MB/107/1	15 869	PB/21/1	19 755
BC/33/1	17 336	FI/105/1	17 869	MB/108/2	15 059	PB/22/1	19 503
BC/35/1	19 200	FI/106/1	19 694	MB/109/2	17 278	PB/23/1	17 313
BC/38/1	17 016	FI/113/1	17 885	MB/110/2	17 280	PB/24/1	19 263
BC/39/1	17 115	FI/120/1	17 924	MB/111/2	17 290	PB/24/2	19 343
BC/51/1	11 084	FI/121/1	17 925	MB/112/1	17 950	PB/25/1	19 262
BC/52/1	15 004	FI/124/2	19 225	MB/112/2	17 950	PB/25/2	19 342
BC/53/1	17 183	FI/137/1	17 895	MB/113/1	19 844	PB/26/1	17 318
BC/54/1	19 102	FI/138/1	17 758	MB/114/1	19 506	PB/27/1	19 634
BC/55/1	19 103	FI/139/1	17 797	MB/114/2	19 506	PB/28/1	19 635
BC/61/1	19 019	FI/141/1	17 660	MB/115/2	17 287	PB/29/1	19 855
BC/77/1	17 340	FI/150/1	19 779	MB/116/2	15 162	PB/30/1	19 856
BC/78/1	17 377	FI/79/2	15 207	MB/117/1	17 975	PB/31/1	19 755
BC/79/1	19 573	FI/86/1	17 481	MB/118/2	17 351	PB/32/2	19 712
BC/80/1	19 574	FI/94/1	17 482	MB/120/1	19 505	PB/34/1	19 786
BC/86/1	19 042	FI/95/1	15 494	MB/121/1	19 112	PB/34/2	19 823
BC/90/1	19 166	FT/11/1	19 614	MB/51/1	19 160	PB/35/1	19 824
BC/91/1	19 167	FT/12/1	19 613	MB/58/3	19 466	PB/35/2	19 838
BC/92/1	19 168	FT/19/1	19 912	MB/61/1	19 125	PB/36/1	19 946
BC/93/1	19 169	FT/20/1	19 913	MB/67/1	17 297	PB/37/1	19 947
BC/97/1	19 094	FT/6/1	19 606	MB/68/1	17 298	PB/38/1	19 114
BC/98/1	19 032	FT/7/1	19 557	MB/69/1	15 350	PB/39/1	19 115
BC/99/1	19 825	FU/17/1	19 609	MB/70/1	15 349	PB/40/1	19 723
BT/56/1	17 748	FU/18/1	19 608	MB/74/1	19 706	PB/41/1	19 100
BT/57/1	17 747	FU/4/4	19 369	MB/75/1	19 579	PB/41/2	19 099
BT/59/6	19 463	FU/5/4	19 370	MB/76/1	19 707	PB/42/1	19 091
BT/76/1	17 829	GG/144/1	17 555	MB/77/1	19 581	PB/42/2	19 098
BT/84/1	19 919	GG/153/1	17 316	MB/80/2	15 742	PB/9/1	17 742
BW/1/1	11 284	GG/163/1	17 662	MB/81/3	15 030	PD/3/1	19 879
CO/1/1	59 082	GG/164/1	17 663	MB/82/1	17 796	PD/4/1	19 881
CO/2/1	19 795	GG/186/1	17 933	MB/83/1	17 795	PD/7/1	19 878
CS/67/1	19 922	GG/187/1	17 932	MB/84/1	19 633	PD/8/1	19 877
CW/11/1	19 887	GG/194/1	17 217	MB/85/1	19 632	RN/100/1	19 934
CW/12/1	19 921	GG/207/1	19 272	MB/88/1	13 532	RN/101/1	19 935
CW/4/1	19 384	GG/208/1	19 269	MB/89/2	13 020	RN/102/1	19 255
CW/4/2	19 385	GG/209/1	15 879	MB/90/1	11 582	RN/103/1	19 259
DF/16/2	19 256	GG/210/1	17 988	MB/91/2	11 019	RN/104/1	19 187
DF/17/2	19 260	GG/211/1	19 923	MB/91/3	11 025	RW/1/3	19 366
DF/20/3	19 150	GG/214/1	19 543	MB/93/1	17 409	RW/13/3	19 605
DF/21/3	19 151	GG/215/1	19 552	MB/94/1	15 580	RW/2/3	19 365
DF/22/3	17 263	GG/216/1	19 306	MB/95/1	15 581	RW/21/1	19 908
DF/23/3	17 264	GG/217/1	17 017	MB/96/2	17 278	RW/22/1	19 909
DF/24/1	19 037	GG/218/1	19 177	MB/97/2	17 280	RW/24/1	19 492

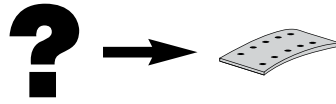


...BFMC	BERAL	...BFMC	BERAL	...JURID	BERAL	...JURID	BERAL
RW/25/1	19 542	SY/31/1	19 782	1558045460	15 580 13,00 3	1798815380	17 988 17,20 8
RW/26/1	19 928	SY/33/1	19 822	1573205380	15 732 07,00 3	1799101820	17 991 19,00 4
RW/27/1	59 234	SY/34/1	19 821	1573215380	15 732 07,50 3	1799201820	17 992 18,30 8
RW/28/1	19 556	SY/8/1	17 092	1573225380	15 732 08,00 3	1900405380	19 712 16,10 6
RW/28/2	19 555	SY/9/1	17 093	1579903320	15 799 11,50 8	1900415380	19 712 17,10 6
RW/29/1	19 553	VL/70/1	17 665	1587905380	15 879 16,50 8	1900425380	19 712 18,10 6
RW/29/2	19 554	VL/71/1	17 664	1587915380	15 879 17,50 8	1900435380	19 712 19,10 6
RW/30/1	19 715	VL/72/1	19 468	1711504040	17 115 10,00 8	1901005700	19 010 20,60 6
RW/31/1	19 714	VL/73/2	19 467	1711514040	17 115 11,00 8	1901015700	19 010 21,60 6
RW/32/1	19 717	VL/74/1	19 560	1711524040	17 115 12,00 8	1902405700	19 024 20,60 6
RW/33/1	19 716	VL/75/1	19 561	1716101230	17 161 19,00 8	1902415700	19 024 21,60 6
RW/34/1	19 030	VL/76/2	19 562	1723805050	17 238 17,00 8	1903204040	19 032 17,50 8
RW/35/1	19 033	VL/77/1	19 563	1723805380	17 238 17,00 8	1903214040	19 032 19,00 8
RW/36/1	19 109	VL/81/2	19 800	1723815050	17 238 18,30 8	1903224040	19 032 20,00 8
RW/37/1	19 110	VL/82/1	19 799	1723815380	17 238 18,30 8	1903604040	19 036 18,60 6
RW/38/1	19 116	VL/83/1	19 885	1723825050	17 238 19,10 8	1903604042	19 036 18,60 6
RW/39/1	19 119	VL/84/1	19 886	1723825380	17 238 19,10 8	1903614040	19 036 19,60 6
RW/9/3	19 604	VL/85/1	17 992	1724405380	17 017 16,00 8	1903614042	19 036 19,60 6
SA/10/1	19 049	VL/86/1	19 941	1724415380	17 017 17,00 8	1903624040	19 036 20,60 6
SA/11/1	19 199	VL/87/2	19 090	1724805380	17 248 12,00 4	1903624042	19 036 20,60 6
SA/25/1	17 830	VL/88/2	19 071	1726905380	17 269 12,00 3	1904914040	19 049 13,50 3
SA/26/1	17 832	VL/89/2	19 068	1726925380	17 269 14,00 3	1905205700	19 052 20,60 6
SA/27/1	17 831	YN/19/1	15 775	1727805380	17 278 11,50 4	1905215700	19 052 21,60 6
SA/28/1	17 827	YK/12/1	19 700	1727815380	17 278 12,30 4	1906305700	19 063 20,60 6
SA/29/1	17 828	YK/13/1	17 362	1727835380	17 278 13,50 4	1906315700	19 063 21,60 6
SA/30/1	19 621			1727845380	17 278 14,30 4	1906801230	19 068 18,30 8
SA/31/1	19 620			1728005380	17 280 11,50 4	1906811230	19 068 19,30 8
SA/36/2	19 760	<b>JURID</b>	<b>BERAL</b>	1728015380	17 280 12,30 4	1907101230	19 071 18,30 8
SA/37/2	19 761	1101905460	11 019 08,00 5	1728035380	17 280 13,50 4	1907111230	19 071 19,30 8
SE/1/1	15 799	1101915460	11 019 08,70 5	1728045380	17 280 14,30 4	1907405380	19 849 17,55 6
SE/4/1	19 405	1128205300	11 282 04,00 4	1728055380	17 280 15,30 4	1907415380	19 849 18,55 6
SE/5/1	17 761	1128504210	11 285 04,00 4	1728505050	17 285 10,00 8	1907425380	19 849 19,55 6
SJ/22/1	19 516	1150601160	11 506 03,90 4	1728515050	17 285 11,00 8	1907501820	19 075 19,00 8
SJ/23/1	19 515	1302005460	13 020 08,00 3	1728705380	17 287 11,50 4	1907511820	19 075 20,00 8
SJ/24/1	19 518	1302015460	13 020 08,70 3	1728715380	17 287 12,30 4	1907605380	19 558 16,00 6
SJ/25/1	19 517	1314105910	13 141 05,00 4	1728735380	17 287 13,50 4	1907615380	19 558 17,00 6
SJ/26/1	19 892	1320305460	13 203 06,00 4	1728745380	17 287 14,30 4	1907625380	19 558 18,00 6
SJ/27/1	19 893	1500405380	15 004 05,00 4	1728755380	17 287 15,30 4	1907825380	19 505 15,80 6
SJ/28/1	19 283	1500415380	15 004 06,00 4	1729005380	17 290 13,40 6	1907835380	19 505 16,80 6
SJ/29/1	19 284	1500425380	15 004 07,00 4	1729015380	17 290 14,20 6	1908405380	19 084 17,50 5
SJ/30/1	19 477	1503005460	15 030 08,00 3	1729025380	17 290 15,00 6	1908415380	19 084 18,50 5
SJ/31/1	19 478	1503015460	15 030 08,80 3	1729035380	17 290 15,40 6	1909001230	19 090 18,30 8
SJ/32/1	19 479	1503025460	15 030 09,80 3	1729045380	17 290 16,20 6	1909011230	19 090 19,30 8
SJ/33/1	19 480	1504404210	15 044 06,00 4	1729705380	17 297 15,00 8	1909404040	19 094 17,50 8
SJ/34/1	19 490	1504414210	15 044 07,00 4	1729805380	17 298 15,00 8	1909414040	19 094 19,00 8
SJ/35/1	19 491	1505705380	15 057 10,30 4	1729815380	17 298 16,00 8	1909424040	19 094 20,00 8
SV/26/1	17 161	1505715380	15 057 11,30 4	1735005460	17 350 09,30 3	1909434040	19 094 21,00 8
SV/27/1	19 393	1505905460	15 059 09,30 3	1735015460	17 350 10,20 3	1910204040	19 102 10,00 8
SV/34/1	19 647	1505915460	15 059 10,20 3	1735105460	17 351 09,30 3	1910214040	19 102 11,00 8
SV/39/2	17 991	1515005380	15 150 07,00 4	1735115460	17 351 10,20 3	1910224040	19 102 12,00 8
SV/40/2	19 931	1516205380	15 162 11,50 4	1737704040	17 377 18,00 8	1910304040	19 103 10,00 8
SV/41/2	19 932	1516215380	15 162 12,30 4	1737714040	17 377 19,00 8	1910314040	19 103 11,00 8
SV/42/2	19 933	1516235380	15 162 13,50 4	1737724040	17 377 20,00 8	1910324040	19 103 12,00 8
SV/43/1	19 144	1516245380	15 162 14,30 4	1740905380	17 409 10,60 4	1915005700	19 150 18,30 6
SV/44/1	19 145	1517405380	15 174 07,00 4	1740915380	17 409 11,40 4	1915015700	19 150 19,30 6
SV/45/1	19 146	1524705380	15 247 08,00 4	1740925380	17 409 12,00 4	1916604040	19 166 19,80 6
SV/46/1	19 147	1524715380	15 247 09,00 4	1740935380	17 409 13,40 4	1916614040	19 166 20,80 6
SV/47/1	19 217	1524725380	15 247 10,00 4	1745601230	17 456 18,00 8	1916624040	19 166 21,80 6
SV/48/1	19 218	1525605350	15 256 05,00 4	1745611230	17 456 19,00 8	1916694040	19 166 18,80 6
SV/8/1	19 075	1534905460	15 349 10,00 3	1745621230	17 456 20,00 8	1916804040	19 168 19,40 6
SY/16/1	17 251	1534915460	15 349 11,00 3	1768205380	17 682 17,00 8	1916814040	19 168 20,40 6
SY/17/1	17 253	1534925460	15 349 12,00 3	1768215380	17 682 18,30 8	1918703270	19 187 18,50 8
SY/18/1	17 252	1534995460	15 349 09,00 3	1768225380	17 682 19,10 8	1918713270	19 187 19,50 8
SY/19/1	19 134	1549401230	15 494 12,00 4	1774205380	17 742 16,00 6	1920004040	19 200 17,80 8
SY/20/2	17 635	1549411230	15 494 13,00 4	1774215380	17 742 17,00 6	1920014040	19 200 19,00 8
SY/23/1	19 245	1558005460	15 580 10,00 3	1779505380	17 795 18,00 6	1924505380	19 245 15,00 8
SY/24/1	19 246	1558025460	15 580 11,00 3	1779515380	17 795 18,80 6	1924605380	19 246 15,00 8
SY/26/1	17 636	1558035460	15 580 12,00 3	1798805380	17 988 16,20 8	1924615370	19 246 16,00 8

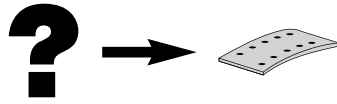




...JURID	BERAL	...JURID	BERAL	...JURID	BERAL	...TEXTAR	BERAL
1925605700	19 256 18,30 6	1957414040	19 574 19,00 8	1994101820	19 941 18,30 8	1573204	15 732 07,00 3
1925615700	19 256 19,30 6	1957424040	19 574 20,00 8	1994111820	19 941 19,30 8	1573205	15 732 08,00 3
1926205380	19 262 19,80 5	1957494040	19 574 17,00 8	1994605450	19 946 18,20 6	1577501	15 775 07,00 4
1926305380	19 263 19,80 5	1960401230	19 604 14,80 6	906905700	19 069 20,80 6	1581702	15 817 12,10 3
1926315380	19 263 20,80 5	1961304040	19 613 19,20 6	1903204040	19 032 17,80 8	15817120005T026	15 817 12,10 3
1928304040	19 283 20,60 6	1961314040	19 613 20,20 6	1909404040	19 094 17,80 8	1587902	15 879 16,50 8
1928314040	19 283 21,60 6	1961324040	19 613 21,20 6			1587904	15 879 17,50 8
1928394040	19 283 20,10 6	1961705700	19 617 18,50 6			15879165008T026	15 879 16,50 8
1936504040	19 365 18,70 6	1961715700	19 617 19,50 6	<b>TEXTAR</b>	<b>BERAL</b>	15879172508T026	15 879 17,50 8
1936514040	19 365 19,70 6	1962005380	19 620 12,50 3	1101901	11 019 08,00 5	17001 0800 0 8	17 016 08,00 8
1936524042	19 365 20,70 6	1963405380	19 634 15,90 6	1101902	11 019 08,70 5	17001 0800 0 8 T013	17 016 08,00 8
1936904040	19 369 18,70 6	1963415380	19 634 16,90 6	11019078015T017	11 019 08,00 5	17001 0900 0 8 T013	17 016 09,50 8
1936914040	19 369 19,70 6	1964701230	19 647 19,00 8	11019087015T017	11 019 08,70 5	1700101	17 016 08,00 8
1936924040	19 369 20,70 6	1968705460	19 687 17,80 8	1108202	11 082 05,00 4	17010102	17 016 09,50 8
1938505380	19 384 18,15 5	1968715460	19 687 18,90 8	11082050014T076	11 082 05,00 4	1701701	17 017 16,00 8
1938515380	19 384 19,15 5	1969005460	19 690 17,80 8	1110701	11 107 04,50 4	1701702	17 017 17,00 8
1938525380	19 384 20,15 5	1969015460	19 690 18,90 8	11107045004T076	11 107 04,50 4	17017160008T026	17 017 16,00 8
1939301230	19 393 19,00 8	1969401230	19 694 12,50 8	1128201	11 282 04,00 4	17017172508T026	17 017 17,00 8
1939605380	19 396 13,00 8	1969411230	19 694 13,50 8	11282040002T076	11 282 04,00 4	1708802	17 635 12,00 3
1939704040	19 397 13,00 8	1969905380	19 699 17,55 5	1128401	11 284 05,00 4	1708804	17 635 13,00 3
1939714040	19 397 14,00 8	1969915380	19 699 18,55 5	11284047004T076	11 284 05,00 4	1709601	17 313 12,90 3
1946701820	19 467 19,00 6	1969925380	19 699 19,55 5	1128502	11 285 04,00 4	170961260005T017	17 313 12,90 3
1947704040	19 477 20,60 6	1970605370	19 579 18,00 6	11285040014T076	11 285 04,00 4	1711501	17 115 10,00 8
1947714040	19 477 21,60 6	1970615370	19 579 18,80 6	1150601	11 506 03,90 4	1711502	17 115 11,00 8
1949405050	19 494 17,00 8	1970625370	19 579 19,50 6	11506040004T076	11 506 03,90 4	17115100008T013	17 115 10,00 8
1949405380	19 494 17,00 8	1970635450	19 579 20,50 6	1155601	11 556 05,00 4	17115110008T013	17 115 11,00 8
1949415050	19 494 18,30 8	1970695450	19 579 17,00 6	1302001	13 020 08,00 3	1716104	17 161 19,00 8
1949415380	19 494 18,30 8	1970705370	19 581 18,00 6	1302002	13 020 08,70 3	17161190008G115	17 161 19,00 8
1949425050	19 494 19,10 8	1970715370	19 581 18,80 6	13020078015T017	13 020 08,00 3	17161200008G115	17 161 20,00 8
1949505050	19 495 17,00 8	1970725370	19 581 19,50 6	13020087015T017	13 020 08,70 3	1723802	17 238 17,00 8
1949505380	19 495 17,00 8	1970735450	19 581 20,50 6	1319302	13 193 06,00 3	1723804	17 238 18,30 8
1949515050	19 495 18,30 8	1970795450	19 581 17,00 6	1320301	13 203 06,00 4	1723806	17 238 17,00 8
1949515380	19 495 18,30 8	1972305460	19 723 18,20 8	13203060002T076	13 203 06,00 4	1723807	17 238 18,30 8
1949525050	19 495 19,10 8	1976201250	19 762 15,90 6	1321201	13 212 05,00 4	17238170008T012	17 238 17,00 8
1949525380	19 495 19,10 8	1978205370	19 245 15,00 6	1500401	15 004 05,00 4	17238170008T020	17 238 17,00 8
1949605050	19 496 17,00 8	1978215370	19 245 16,00 6	15004050004T053	15 004 05,00 4	17238183008T012	17 238 18,30 8
1949605450	19 496 17,00 8	1979901820	19 799 19,00 6	1503002	15 030 08,00 3	17238183008T020	17 238 18,30 8
1949615050	19 496 18,30 8	1980101230	19 801 17,50 6	1503003	15 030 08,80 3	1727802	17 278 13,50 4
1949615380	19 496 18,30 8	1982305380	19 786 17,90 8	15030080005T017	15 030 08,00 3	1727804	17 278 14,30 4
1949625050	19 496 19,10 8	1982315380	19 786 18,90 5	15030090005T017	15 030 08,80 3	17278135004T10	17 278 13,50 4
1949625380	19 496 19,10 8	1982325380	19 786 19,90 5	1504401	15 044 06,00 4	17278143004T10	17 278 14,30 4
1950405380	19 177 16,00 8	1983805380	19 824 18,40 5	1504402	15 044 07,00 4	1728002	17 280 13,50 4
1950415380	19 177 17,00 8	1988805700	19 888 18,50 6	15044060004T053	15 044 06,00 4	1728004	17 280 14,30 4
1950605380	19 506 13,40 6	1989005700	19 890 18,50 6	15044070004T053	15 044 07,00 4	17280135004T10	17 280 13,50 4
1950615380	19 506 14,20 6	1989015700	19 890 19,50 6	1505901	15 059 09,30 3	17280143004T10	17 280 14,30 4
1950625380	19 506 15,00 6	1989025700	19 890 20,50 6	1505902	15 059 10,20 3	1728702	17 287 13,50 4
1950635380	19 506 15,40 6	1989204040	19 892 18,00 6	15059095005T017	15 059 09,30 3	1728704	17 287 14,30 4
1950645380	19 506 16,20 6	1989214040	19 892 19,20 6	15059100005T017	15 059 10,20 3	17287135004T10	17 287 13,50 4
1951504040	19 515 15,70 6	1989224040	19 892 19,60 6	1509801	15 098 08,00 4	17287143004T10	17 287 14,30 4
1951514040	19 515 16,80 6	1990005700	19 900 19,10 6	15098080002T076	15 098 08,00 4	1729002	17 290 15,40 6
1951524040	19 515 17,20 6	1990015700	19 900 20,10 6	1516201	15 162 13,50 4	1729004	17 290 16,20 6
1951594040	19 515 15,20 6	1990025700	19 900 21,10 6	1516202	15 162 14,30 4	17290135005	17 290 13,40 6
1951704040	19 517 15,70 6	1990204040	19 902 17,80 6	15162135004T10	15 162 13,50 4	17290155005T10	17 290 15,40 6
1951714040	19 517 16,80 6	1990214040	19 902 19,00 6	15162143004T10	15 162 14,30 4	17290163005T10	17 290 16,20 6
1951724040	19 517 17,20 6	1990224040	19 902 20,00 6	1524701	15 247 08,00 4	17298148008	17 298 15,00 8
1954209580	19 542 19,20 8	1990801230	19 908 18,10 6	1524702	15 247 09,00 4	17347 1800 0 8 T090	17 347 18,00 8
1955501230	19 555 20,40 5	1991405700	19 914 19,00 6	15247080004T053	15 247 08,00 4	1734703	17 347 18,00 8
1955704040	19 557 18,60 6	1993101820	19 931 19,00 4	15247090004T053	15 247 09,00 4	1734704	17 347 17,00 8
1955714040	19 557 19,60 6	1993111820	19 931 20,00 4	1525601	15 256 05,00 4	1735001	17 350 09,30 3
1955724040	19 557 20,60 6	1993201230	19 932 19,00 4	15256050004T076	15 256 05,00 4	1735002	17 350 10,20 3
1956001820	19 560 19,00 6	1993211230	19 932 20,00 4	1534902	15 349 09,00 3	17350095005T017	17 350 09,30 3
1956201230	19 562 19,00 6	1993221230	19 932 21,00 4	1534905	15 349 10,00 3	17350100005T017	17 350 10,20 3
1956804040	19 568 18,00 8	1993301230	19 933 19,00 4	15349095005T10	15 349 09,00 3	1735101	17 351 09,30 3
1956814040	19 568 19,00 8	1993311230	19 933 20,00 4	15349100005T10	15 349 10,00 3	1735102	17 351 10,20 3
1957304040	19 573 18,00 8	1993321230	19 933 21,00 4	1558004	15 580 12,00 3	1735104	17 351 09,30 3
1957314040	19 573 19,00 8	1993401230	19 934 18,50 8	15580100005	15 580 10,00 3	17351095005T017	17 351 09,30 3
1957324040	19 573 20,00 8	1993411230	19 934 19,50 8	15580120005T10	15 580 12,00 3	17351100005T017	17 351 10,20 3
1957404040	19 574 18,00 8	1993501230	19 935 18,50 8	15580125005T10	15 580 13,00 3	1737701	17 377 18,00 8

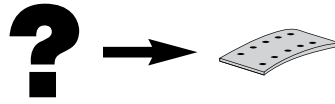


...TEXTAR	BERAL	...TEXTAR	BERAL	...TEXTAR	BERAL	...TEXTAR	BERAL
1737702	17 377 19,00 8	1905201	19 052 20,60 6	19200190008T090	19 200 19,00 8	19495191008T012	19 495 19,10 8
17377180008T090	17 377 18,00 8	19052207005G203	19 052 20,60 6	1922502	19 225 14,00 4	1949607	19 496 17,00 8
17377190008T090	17 377 19,00 8	19052217005G203	19 052 21,60 6	1922504	19 225 15,00 4	1949609	19 496 18,30 8
1740904	17 409 12,00 4	1906301	19 063 20,60 6	19225141004T030	19 225 14,00 4	1949611	19 496 17,00 8
1740910	17 409 10,00 4	1906302	19 063 21,60 6	19225151004T030	19 225 15,00 4	1949612	19 496 18,30 8
17409100004	17 409 10,00 4	19063207005G203	19 063 20,60 6	19237 1940 0 5	19 237 19,40 6	19496170008T012	19 496 17,00 8
17409123004T10	17 409 12,60 4	19063217005G203	19 063 21,60 6	19245150008	19 245 15,00 8	19496170008T020	19 496 17,00 8
17664190005G201	17 664 19,00 6	1906810	19 068 18,30 8	1925602	19 256 18,30 6	19496183008T012	19 496 18,30 8
1768202	17 682 17,00 8	1906811	19 068 19,30 8	19269093005DON7121	19 269 09,30 3	19496183008T020	19 496 18,30 8
1768204	17 682 18,30 8	19068180008G115	19 068 18,30 8	19269103005DON7121	19 269 10,30 3	19496191008T012	19 496 19,10 8
17682170008T012	17 682 17,00 8	19068194008G115	19 068 19,30 8	1928304	19 283 20,60 6	19496191008T020	19 496 19,10 8
17682183008T012	17 682 18,30 8	1906901	19 069 20,80 6	1928306	19 283 21,60 6	1950307	19 503 17,00 4
17742160005	17 742 16,00 6	1907109	19 071 18,30 8	19283205005T090	19 283 20,60 6	1950308	19 503 16,00 4
1779501	17 795 18,00 6	1907110	19 071 19,30 8	19283215005T090	19 283 21,60 6	19503164004DON7121	19 503 16,00 4
1779502	17 797 18,80 8	19071180008G115	19 071 18,30 8	1933304	19 933 19,00 4	19503174004DON7121	19 503 17,00 4
17795179705T016	17 795 18,00 6	19071194008G115	19 071 19,30 8	1934202	19 262 19,80 5	1950502	19 505 15,80 6
17795189705T016	17 795 18,80 6	19071194008T088	19 071 19,30 8	19342205008T088	19 262 19,80 5	1950504	19 505 16,80 6
17827120005DON7115	17 827 12,50 3	1907506	19 075 20,00 8	1934302	19 263 19,80 5	19505155005T10	19 505 15,80 6
17827130005DON7115	17 827 13,50 3	1907507	19 075 19,00 8	1934304	19 263 20,80 5	19505163005T10	19 505 16,80 6
17829095005DON7115	17 829 10,00 3	19075190008G115	19 075 19,00 8	19343205008T088	19 263 19,80 5	1950602	19 506 15,40 6
17831095005DON7115	17 831 10,00 3	19075200008G115	19 075 20,00 8	19343215008T088	19 263 20,80 5	1950604	19 506 16,20 6
17831100005DON7115	17 831 11,00 3	1909005	19 090 19,30 8	1936507	19 557 18,60 6	19506155005T10	19 506 15,40 6
17897152005	17 897 15,80 6	1909007	19 090 18,30 8	1936509	19 557 19,60 6	19506163005T10	19 506 16,20 6
1790002	17 900 12,10 3	19090180008G115	19 090 18,30 8	19365185005T090	19 557 18,60 6	1951508	19 515 15,70 6
1790004	17 900 13,10 3	19090194008T088	19 090 19,30 8	19365195005T090	19 557 19,60 6	1951510	19 515 16,80 6
17900120005T026	17 900 12,10 3	1909102	19 091 21,50 5	1936605	19 365 18,70 6	19515154005T013	19 515 15,70 6
17900127505T026	17 900 13,10 3	19091218005	19 091 21,50 5	1936908	19 369 18,70 6	19515160005T013	19 515 16,80 6
1792409	17 924 12,50 3	19094180008T090	19 094 17,50 8	1936913	19 369 19,70 6	1951701	19 517 15,70 6
1792412609805T024	17 924 12,50 3	19094190008T090	19 094 19,00 8	19369185005T013	19 369 18,70 6	19517154005T013	19 517 15,70 6
179241340T024	17 924 13,50 3	19094200008T090	19 094 20,00 8	1938407	19 384 18,15 5	19517160005T013	19 517 16,80 6
17932100005	17 932 10,00 3	1909437	19 094 17,00 8	1938410	19 384 19,15 5	1954201	19 542 19,20 8
1798802	17 988 16,20 8	1909439	19 094 19,00 8	19384180005T022	19 384 18,15 5	19542191008	19 542 19,20 8
1798804	17 988 17,20 8	1909442	19 094 17,50 8	19384190005T022	19 384 19,15 5	19543148005DON7121	19 543 14,80 5
17988165008T026	17 988 16,20 8	1909443	19 094 19,00 8	1939304	19 393 20,00 8	19555210005	19 555 20,40 5
17988172508T026	17 988 17,20 8	1909902	19 099 21,50 5	1939308	19 393 19,00 8	19558160005	19 558 16,00 6
1799102	17 991 19,00 4	19099218005	19 099 21,50 5	19393190008G115	19 393 19,00 8	19560190005DON7115	19 560 19,00 6
17991190004G115	17 991 19,00 4	1910205	19 102 10,00 8	19393200008T088	19 393 20,00 8	1956206	19 562 19,00 6
1799202	17 992 18,30 8	19102100008T013	19 102 10,00 8	19396125008	19 396 13,00 8	19562190005T026	19 562 19,00 6
17992184008G115	17 992 18,30 8	1910301	19 103 10,00 8	19397125008	19 397 13,00 8	1956801	19 568 18,00 8
18019 198 0 5	19 146 19,80 6	19103100008T013	19 103 10,00 8	1946701	19 467 19,00 6	1956802	19 568 19,00 8
18020 1980 0 5	19 217 19,80 6	19109 2200 0 5 D7151	19 109 22,70 6	19467190005T026	19 467 19,00 6	19568180008T013	19 568 18,00 8
1901001	19 010 20,60 6	1910901	19 109 23,70 6	1947702	19 477 20,60 6	19568190008T013	19 568 19,00 8
1901003	19 010 21,60 6	1910902	19 109 21,70 6	1947704	19 477 21,60 6	1957306	19 573 18,00 8
19010207005G203	19 010 20,60 6	1910903	19 109 22,70 6	19477205005T090	19 477 20,60 6	1957307	19 573 19,00 8
19010217005G203	19 010 21,60 6	19114194005	19 114 19,40 6	19477215005T090	19 477 21,60 6	19573180008T090	19 573 18,00 8
19019140004T016	19 019 14,00 4	19116 2100 0 5 D7151	19 116 22,70 6	1947902	19 479 20,60 6	19573190008T090	19 573 19,00 8
19024207005	19 024 20,60 6	19116 2200 0 5 D7151	19 116 23,70 6	1947904	19 479 21,60 6	19574180008T090	19 574 18,00 8
1903003	19 030 22,00 6	1911601	19 116 23,70 6	19479206005DON7122	19 479 20,60 6	19574180008T099	19 574 18,00 8
1903004	19 030 23,00 6	1911602	19 116 21,70 6	19479216005DON7122	19 479 21,60 6	19574190008T090	19 574 19,00 8
19030226005DON7122	19 030 22,00 6	1911603	19 116 22,70 6	1949002	19 490 20,60 6	1957427	19 574 17,00 8
19030226005T0110	19 030 22,00 6	1916602	19 166 19,80 6	1949004	19 490 21,60 6	1957428	19 574 18,00 8
19030236005DON7122	19 030 23,00 6	1916603	19 166 20,80 6	19490206005DON7122	19 490 20,60 6	1957429	19 574 19,00 8
19030236005T0110	19 030 23,00 6	19166194605T013	19 166 19,80 6	19490216005DON7122	19 490 21,60 6	1957901	19 579 18,00 6
19032180008T090	19 032 17,50 8	19166204605T013	19 166 20,80 6	1949402	19 494 17,00 8	1957902	19 579 18,80 6
19032190008T090	19 032 19,00 8	19168194605	19 168 19,40 6	1949404	19 494 18,30 8	19579179005T020	19 579 18,00 6
19032200008T090	19 032 20,00 8	1917702	19 177 16,00 8	1949407	19 494 17,00 8	19579189005T020	19 579 18,80 6
1903230	19 032 17,80 8	1917704	19 177 17,00 8	1949409	19 494 18,30 8	1958101	19 581 18,00 6
1903231	19 032 19,00 8	19177160008T026	19 177 16,00 8	19494170008T012	19 494 17,00 8	1958102	19 581 18,80 6
1903234	19 032 17,50 8	19177172508T026	19 177 17,00 8	19494183008T012	19 494 18,30 8	19581179005T020	19 581 18,00 6
1903235	19 032 19,00 8	1918712	19 187 18,50 8	19494191008T012	19 494 19,10 8	19581189005T020	19 581 18,80 6
1903611	19 036 18,60 6	1918714	19 187 19,50 8	1949507	19 495 17,00 8	1960408	19 604 14,80 6
1903613	19 036 19,60 6	19187185008D7113	19 187 18,50 8	1949509	19 495 18,30 8	1960409	19 604 15,80 6
19036185005T090	19 036 18,60 6	19187185008T0115	19 187 18,50 8	1949511	19 495 17,00 8	19604153005T099	19 604 14,80 6
19036195005T090	19 036 19,60 6	19187200008D7113	19 187 19,50 8	1949512	19 495 18,30 8	19604163005T099	19 604 15,80 6
1903708	19 036 18,60 6	19187200008T0104	19 187 19,50 8	19495170008T012	19 495 17,00 8	19608189005	19 608 18,40 6
1903709	19 036 19,60 6	1920005	19 200 17,80 8	19495170008T020	19 495 17,00 8	1961308	19 613 19,20 6
19037185005T090	19 036 18,60 6	1920007	19 200 19,00 8	19495183008T012	19 495 18,30 8	1961310	19 613 20,20 6
19037195005T090	19 036 19,60 6	19200180008T090	19 200 17,80 8	19495183008T020	19 495 18,30 8	19613190005T090	19 613 19,20 6



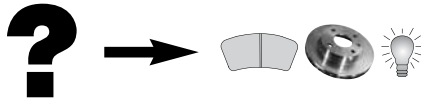
...TEXTAR	BERAL	...TEXTAR	BERAL	...WABCO PERROT	BERAL	...WABCO PERROT	BERAL
19613197005T090	19 613 21,20 6	19890195005DON7203	19 890 19,50 6	12 999 439	15 030 08,00 3	13 057 172	19 712 18,10 6
1962004	19 620 12,50 3	1989202	19 892 19,20 6	12 999 469	19 503 16,00 4	13 057 173	19 712 18,10 6
19620125005DON7115	19 620 12,50 3	1989208	19 892 18,00 6	12 999 470	19 503 16,00 4	13 057 182	19 225 14,00 4
19620135005DON7115	19 620 13,50 3	19892180005T099	19 892 18,00 6	12 999 471	19 503 17,00 4	13 057 185	15 817 12,10 3
19634160005	19 634 15,90 6	19892192005T099	19 892 19,20 6	12 999 472	19 503 18,00 4	13 057 186	15 817 12,10 3
1964702	19 647 19,00 8	1990009	19 900 19,10 6	12 999 529	15 030 08,00 3	13 057 203	19 723 18,20 8
19647190008G115	19 647 19,00 8	19900191005DON7203	19 900 19,10 6	12 999 530	15 030 08,80 3	13 057 220	19 786 18,90 5
1965704	19 463 13,50 4	19900201005DON7203	19 900 20,10 6	12 999 531	15 030 09,80 3	13 057 225	19 225 14,00 4
1969903	19 699 17,55 5	1990210	19 902 17,80 6	12 999 561	19 263 19,80 5	13 057 250	19 687 17,80 8
1969904	19 699 18,55 5	1990212	19 902 19,00 6	12 999 562	19 262 19,80 5	13 057 252	19 690 18,90 8
19699175505DON7113	19 699 17,55 5	19902180005T090	19 902 17,80 6	12 999 567	19 262 19,80 5	13 057 283	15 030 08,80 3
19699175505T016	19 699 17,55 5	19902190005T090	19 902 19,00 6	12 999 568	19 263 19,80 5	13 057 284	15 030 08,80 3
19699185505T016	19 699 18,55 5	1990803	19 908 18,10 6	12 999 569	19 262 20,80 5	13 057 295	15 030 09,80 3
19706179705D7113	19 579 18,00 6	1990804	19 908 19,10 6	12 999 570	19 262 21,80 5	13 057 350	19 786 17,90 8
19706179705T016	19 579 18,00 6	19908182005T088	19 908 18,10 6	12 999 571	19 263 20,80 5	13 057 366	11 019 08,70 5
19706189705D7113	19 579 18,80 6	19908188005T088	19 908 19,10 6	12 999 656	15 817 12,10 3	13 057 367	11 019 08,70 5
19706189705T016	19 579 18,80 6	1991201	19 912 18,00 6	12 999 657	15 817 12,10 3	13 057 368	13 020 08,70 3
19707179705D7113	19 581 18,00 6	1991202	19 912 19,20 6	12 999 658	17 900 12,10 3	13 057 369	13 020 08,70 3
19707179705T016	19 581 18,00 6	1991403	19 914 19,00 6	12 999 659	17 900 12,10 3	13 057 380	13 203 06,00 4
19707189705DON7113	19 581 18,80 6	19923161004	19 923 16,50 4	12 999 663	15 030 08,00 3	13 057 389	13 203 06,00 4
19707189705T016	19 581 18,80 6	1993104	19 931 19,00 4	12 999 712	19 091 21,50 5	13 057 474	19 712 18,10 6
19707197705D7113	19 581 19,50 6	1993106	19 931 20,00 4	12 999 717	19 503 16,00 4	13 057 475	19 712 18,10 6
1970801	19 708 16,25 5	19931190004G115	19 931 19,00 4	12 999 718	19 503 16,00 4	13 057 478	19 849 17,55 6
19708162505T819	19 708 16,25 5	19931200004G115	19 931 20,00 4	13 057 021	19 699 17,55 5	13 057 479	19 849 17,55 6
1971201	19 712 16,10 6	19931210004G115	19 931 21,00 4	13 057 024	19 849 17,55 6	13 057 508	19 849 18,55 6
1971202	19 712 17,10 6	1993204	19 932 19,00 4	13 057 029	17 900 12,10 3	13 057 511	19 723 18,20 8
19712155005T011	19 712 16,10 6	1993206	19 932 20,00 4	13 057 036	19 687 17,80 8	13 057 567	19 503 18,00 4
19712165005T011	19 712 17,10 6	19932190004G115	19 932 19,00 4	13 057 046	19 849 18,55 6	13 057 568	19 503 18,00 4
1971301	19 713 17,00 8	19932200004G115	19 932 20,00 4	13 057 048	19 849 17,55 6	13 057 637	13 020 08,70 3
1971302	19 713 18,30 8	19932210004G115	19 932 21,00 4	13 057 049	19 849 17,55 6	13 057 638	13 020 08,70 3
19713170008T020	19 713 17,00 8	19933190004G115	19 933 19,00 4	13 057 050	19 699 17,55 5	13 057 639	11 019 08,70 5
19713183008T020	19 713 18,30 8	1993407	19 934 19,50 8	13 057 051	19 699 17,55 5	13 057 640	11 019 08,70 5
1971401	19 714 22,20 5	1993409	19 934 18,50 8	13 057 058	19 712 18,10 6	13 057 642	19 503 16,00 4
1971403	19 714 23,20 5	19934185008T0104	19 934 18,50 8	13 057 059	19 712 18,10 6	13 057 646	15 030 08,80 3
19714210005T088	19 714 22,20 5	19934185008T0115	19 934 18,50 8	13 057 074	11 019 08,00 5	13 057 652	15 030 09,80 3
19714220005T088	19 714 23,20 5	19934200008T0104	19 934 19,50 8	13 057 075	11 019 08,00 5	13 057 654	15 030 09,80 3
1971601	19 716 22,20 5	1993507	19 935 19,50 8	13 057 076	13 020 08,00 3	13 057 656	19 699 18,55 5
1971602	19 716 23,20 5	1993509	19 935 18,50 8	13 057 077	13 020 08,00 3	13 057 671	17 269 12,00 3
19716210005T088	19 716 22,20 5	19935185008T0115	19 935 18,50 8	13 057 078	15 030 08,00 3	13 057 672	17 269 12,00 3
19716220005T088	19 716 23,20 5	19935200008T0104	19 935 19,50 8	13 057 079	15 030 08,00 3	13 057 673	17 269 13,00 3
19723182008	19 723 18,20 8	1994108	19 941 18,30 8	13 057 080	11 019 08,70 5	13 057 674	17 269 13,00 3
19743160005DON7113	19 712 16,10 6	1994110	19 941 19,30 8	13 057 081	11 019 08,70 5	13 057 675	17 269 14,00 3
19743170005DON7113	19 712 17,10 6	19941184008G115	19 941 18,30 8	13 057 083	13 020 08,70 3	13 057 676	17 269 14,00 3
1975801	19 758 14,80 6	19941199008G115	19 941 19,30 8	13 057 084	15 030 08,80 3	13 057 684	19 084 18,50 5
19758148005DON7131	19 758 14,80 6	19946182005	19 946 18,20 6	13 057 085	15 030 08,80 3	13 057 688	19 503 17,00 4
19760152005	19 760 15,90 6	1995201	19 952 17,80 6	13 057 092	19 699 17,55 5	13 057 704	19 699 18,55 5
1976207	19 762 15,90 6	1995202	19 952 19,00 6	13 057 097	11 019 08,70 5	13 057 740	19 946 18,20 6
1976208	19 762 16,90 6	19952180005T090	19 952 17,80 6	13 057 098	11 019 08,70 5	13 057 741	19 946 18,20 6
19762164005T090	19 762 16,90 6	19952190005T090	19 952 19,00 6	13 057 109	13 020 08,70 3	13 057 746	19 114 19,40 6
1978610	19 786 17,90 8	19967160005T090	19 967 16,30 6	13 057 110	13 020 08,70 3	13 057 752	19 634 16,90 6
1978611	19 786 18,90 5			13 057 111	13 020 09,50 3	13 057 753	19 634 16,90 6
1978612	19 786 19,90 5			13 057 112	13 020 09,50 3	13 057 770	19 634 16,90 6
19786186005T011	19 786 18,90 5	<b>WABCO PERROT</b>	<b>BERAL</b>	13 057 114	13 020 09,50 3	13 057 771	19 634 16,90 6
1979905	19 799 19,00 6	12 158 530	19 849 17,55 6	13 057 115	13 020 09,50 3	13 057 781	11 019 08,70 5
1979906	19 799 20,00 6	12 158 545	19 699 17,55 5	13 057 116	13 020 09,50 3	13 057 782	11 019 08,70 5
19799190005T026	19 799 19,00 6	12 258 274	19 849 17,55 6	13 057 117	13 020 09,50 3	13 057 783	13 020 08,70 3
19799200005T026	19 799 20,00 6	12 258 501	19 699 17,55 5	13 057 119	15 030 08,80 3	13 057 784	13 020 08,70 3
19847175505DON7113	19 699 17,55 5	12 258 514	17 742 16,00 6	13 057 120	15 030 08,80 3	13 057 785	15 030 08,80 3
19847185505DON7113	19 699 18,55 5	12 999 215	19 786 18,90 5	13 057 121	15 030 09,80 3	13 057 786	15 030 08,80 3
1984905	19 849 17,55 6	12 999 229	19 225 14,00 4	13 057 122	15 030 09,80 3	13 057 788	13 020 08,70 3
19849175505DON7113	19 849 17,55 6	12 999 328	15 817 12,10 3	13 057 124	15 030 08,80 3	13 057 789	13 020 08,70 3
19849175505T016	19 849 17,55 6	12 999 331	17 900 12,10 3	13 057 128	19 723 18,20 8	13 057 791	19 699 19,55 5
19849185505T016	19 849 18,55 6	12 999 336	19 786 18,90 5	13 057 130	19 237 19,40 6	13 057 793	19 503 17,00 4
1985502	19 084 17,50 5	12 999 347	19 225 14,00 4	13 057 131	19 237 19,40 6	13 057 797	11 019 08,70 5
19888185005DON7203	19 888 18,50 6	12 999 412	17 313 12,90 3	13 057 133	19 634 15,90 6	13 057 798	11 019 08,70 5
1989007	19 890 18,50 6	12 999 420	17 313 12,90 3	13 057 134	19 634 15,90 6	13 057 801	13 020 08,70 3
1989008	19 890 19,50 6	12 999 433	11 019 08,00 5	13 057 135	17 237 18,90 8	13 057 802	13 020 08,70 3
19890185005DON7203	19 890 18,50 6	12 999 436	13 020 08,00 3	13 057 170	19 786 18,90 5	13 057 810	15 030 08,80 3





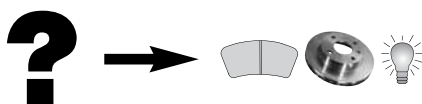
...WABCO PERROT <b>BERAL</b>		...WABCO PERROT <b>BERAL</b>	
13 057 820	11 019 08,70 5	13 157 612	17 924 13,50 3
13 057 821	11 019 08,70 5	13 157 612	19 723 18,20 8
13 057 828	15 030 09,80 3	13 157 625	13 020 08,70 3
13 057 830	15 030 09,80 3	13 157 626	13 020 08,70 3
13 057 846	19 041 17,80 8	13 157 627	11 019 08,70 5
13 057 847	19 042 18,90 8	13 157 628	11 019 08,70 5
13 057 848	19 503 16,00 4	13 157 644	11 019 08,70 5
13 057 851	19 723 18,20 8	13 157 645	11 019 08,70 5
13 057 852	19 041 18,90 8	13 157 650	13 020 08,70 3
13 057 853	19 042 18,90 8	13 157 651	13 020 08,70 3
13 057 858	17 374 18,90 8	13 157 652	13 020 09,50 3
13 057 859	19 699 18,55 5	13 157 653	13 020 09,50 3
13 157 002	17 269 12,00 3	13 157 654	13 020 09,50 3
13 157 003	17 269 12,00 3	13 157 655	13 020 09,50 3
13 157 005	17 269 12,00 3	13 157 661	13 020 09,50 3
13 157 006	17 269 12,00 3	13 157 662	13 020 09,50 3
13 157 007	17 269 12,00 3	13 157 663	13 020 09,50 3
13 157 008	17 269 12,00 3	13 157 664	13 020 09,50 3
13 157 040	17 248 12,00 4	13 157 671	19 690 18,90 8
13 157 041	17 248 12,00 4	13 157 672	19 687 18,90 8
13 157 048	15 098 08,00 4	13 157 673	15 030 08,80 3
13 157 064	19 019 14,00 4	13 157 674	15 030 08,80 3
13 157 123	15 150 07,00 4	13 157 676	15 030 08,80 3
13 157 125	15 174 07,00 4	13 157 677	15 030 09,80 3
13 157 140	13 203 06,00 4	13 157 678	15 030 09,80 3
13 157 141	13 203 06,00 4	13 157 680	15 030 08,80 3
13 157 142	13 203 06,00 4	13 157 681	15 030 08,80 3
13 157 147	11 284 05,00 4	13 157 683	15 030 08,80 3
13 157 148	11 284 05,00 4	13 157 684	15 030 09,80 3
13 157 156	11 284 05,00 4	13 157 685	15 030 09,80 3
13 157 157	11 284 05,00 4	13 157 695	17 635 12,00 3
13 157 168	11 282 04,00 4	13 157 696	17 635 12,00 3
13 157 198	11 284 05,00 4	13 157 704	19 634 16,90 6
13 157 199	11 284 05,00 4	13 157 705	19 634 16,90 6
13 157 211	15 174 07,00 4	13 157 736	19 786 18,90 5
13 157 227	15 150 07,00 4	13 157 742	15 817 12,10 3
13 157 228	15 150 07,00 4	13 157 743	15 817 12,10 3
13 157 229	15 174 07,00 4	13 157 744	17 900 12,10 3
13 157 230	15 174 07,00 4	13 157 745	17 900 12,10 3
13 157 234	17 248 12,00 4	13 157 767	15 030 08,80 3
13 157 254	17 269 12,00 3	13 157 768	15 030 08,80 3
13 157 255	17 269 12,00 3	13 157 779	15 150 07,00 4
13 157 312	11 284 05,00 4	13 157 794	19 786 18,90 5
13 157 365	17 408 08,00 3	13 157 805	19 849 18,55 6
13 157 390	17 635 12,00 3	13 157 812	17 924 12,50 3
13 157 391	17 635 12,00 3	13 157 813	17 924 12,50 3
13 157 395	11 284 05,00 4	13 157 816	19 558 17,00 6
13 157 396	11 284 05,00 4	13 157 824	19 634 16,90 6
13 157 398	11 282 04,00 4	13 157 825	19 634 16,90 6
13 157 431	19 019 14,00 4	13 157 829	19 225 14,00 4
13 157 456	15 174 07,00 4	13 157 895	19 786 18,90 5
13 157 492	15 030 08,80 3	13 157 908	19 849 18,55 6
13 157 493	15 030 08,80 3	13 157 910	19 699 17,55 5
13 157 494	15 030 08,80 3	13 157 911	19 699 17,55 5
13 157 495	15 030 08,80 3	13 157 940	17 758 08,10 4
13 157 496	15 030 09,80 3	13 157 961	19 723 18,20 8
13 157 497	15 030 09,80 3	13 157 975	15 030 08,80 3
13 157 518	17 269 12,00 3	13 157 976	15 030 08,80 3
13 157 519	17 269 12,00 3		
13 157 533	17 758 08,10 4		
13 157 540	17 248 12,00 4		
13 157 545	19 558 17,00 6		
13 157 579	15 174 07,00 4		
13 157 604	17 269 13,00 3		
13 157 604	19 558 16,00 6		
13 157 605	19 558 17,00 6		
13 157 610	17 248 12,00 4		
13 157 611	17 237 18,90 8		





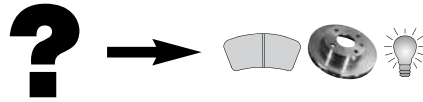
<b>ACDelco</b>	<b>BERAL</b>	<b>...APEC</b>	<b>BERAL</b>	<b>...BENDIX</b>	<b>BERAL</b>	<b>...BRAKE ENGINEERING</b>	<b>BERAL</b>
AC424481D	29 784 18,00 4	PAD955	29 302 21,90 4	571845B	21 904 17,00 3	955473	FCR149A
AC426181D	29 784 18,00 4	PAD963	29 065 22,00 4	571846B	21 621 17,00 3	955474	FCR109A
AC484881D	29 001 20,00 3	PAD967	23 021 18,60 4	571910B	21 592 18,80 3	955475	FCR123A
AC495081D	21 006 18,00 3	PAD984	29 121 20,30 4	571946B	23 022 20,60 4	955833	FCR129A
AC495181D	29 835 22,00 4			571947B	23 020 17,90 4	839592	BCR116A
AC495381D	29 040 18,00 3	<b>ASHIKA</b>	<b>BERAL</b>	571950B	23 021 18,60 4	953090	BCR221A
AC627481D	21 621 17,00 3	60-01-105	FCR339A	572374B	20 984 17,00 5	953100	BCR118A
AC627681D	29 076 20,00 4	60-01-110	BCR261A	B350911	UAI110	953110	BCR119A
AC628281D	29 041 18,30 4					953210	BCR130A
AC632681D	21 188 18,30 3	<b>ATE</b>	<b>BERAL</b>	<b>BOSCH</b>	<b>BERAL</b>	953220	BCR131A
AC658781D	29 706 17,00 3	24819004072	FWI246	0 986 424 080	20 984 17,00 5	953230	BCR112A
AC658881D	29 038 18,30 3	24819004182	FWI293	0 986 424 144	29 041 18,30 4	953360	BCR104A
AC664281D	20 984 17,00 5	11.8104-9013.1	21 576 19,00 3	0 986 424 145	21 188 18,30 3	955048	BCR101A
AC679781D	23 021 18,60 4	11.8105-3361.2	21 904 17,00 3	0 986 424 176	29 012 18,00 3	955159	BCR117A
AC692081D	29 121 20,30 4	11.8105-4389.2	21 621 17,00 3	0 986 424 218	21 576 19,00 3	955200	BCR101A
		11.8105-4389.3	21 621 17,00 3	0 986 424 219	21 592 18,80 3	955410	BCR105A
<b>AP</b>	<b>BERAL</b>	11.8105-4389.3	21 621 17,00 3	0 986 424 229	21 904 17,00 3	955422	BCR108A
44098	BCR342A	11.8105-5575.2	21 576 19,00 3	0 986 424 454	29 076 20,00 4	955449	BCR106A
		13.0460-3990.2	23 021 18,60 4	0 986 424 463	21 621 17,00 3	955462	BCR126A
		13.0460-4401.2	29 784 18,00 4	0 986 424 476	23 022 20,60 4	955463	BCR128A
		13.0460-4844.2	29 256 27,00 4	0 986 424 516	23 021 18,60 4	955464	BCR107A
		13.0460-4954.2	21 188 18,30 3	0 986 424 750	29 123 20,30 4	955466	BCR132A
		13.0460-4966.2	29 121 20,30 4	0 986 424 833	29 121 17,30 4	955472	BCR136A
		13.0460-4989.2	29 121 17,30 4	0 986 460 002	23 020 17,90 4	955474	BCR109A
		13.0460-4996.2	29 123 20,30 4	0 986 467 841	29 784 18,00 4	955487	BCR133A
		13.0460-6015.2	29 835 22,00 4	0 986 468 350	29 835 21,70 4	955492	BCR110A
		13.0460-7082.2	21 576 19,00 3	0 986 468 350	29 835 22,00 4	955493	BCR111A
		13.0460-7083.2	21 621 17,00 3	0 986 478 201	BCR116A	955494	BCR126A
		13.0460-7196.2	21 576 19,00 3	0 986 478 406	BCR118A	955495	BCR127A
		13.0460-7903.2	29 012 18,00 3	0 986 478 433	BCR229A	955497	BCR128A
		13.0460-7904.2	29 153 19,70 4	0 986 478 456	BCR162A	955553	BCR228A
		13.0460-7906.2	29 001 20,00 3	0 986 478 457	BCR163A	955554	BCR230A
		13.0460-7907.2	29 107 20,00 3	0 986 478 529	BCR117A	955555	BCR228A
		24.0112-0142.1	BCR230A	0 986 478 555	BCR191A	955556	BCR229A
		24.0122-0196.1	BCR191A	0 986 478 649	BCR104A	955738	BCR139A
		24819004172	FWI278	0 986 478 849	BCR228A	955739	BCR140A
		24819004182	FWI311	0 986 478 863	BCR191A	955772	BCR113A
		412142	BCR230A	0 986 478 885	BCR139A	955773	BCR114A
		416100	BCR116A	0 986 478 886	BCR140A	955774	BCR144A
		416110	BCR229A	0 986 479 161	BCR195A	955775	BCR215A
		416121	BCR311A	0 986 479 162	BCR194A	955776	BCR147A
		422161	BCR228A	0 986 479 163	BCR196A	955777	BCR143A
		422196	BCR191A	0 986 479 294	BCR310A	955778	BCR146A
		428202	BCR312A	0 986 479 295	BCR311A	955779	BCR161A
		428203	BCR310A	0 986 479 296	BCR312A	955780	BCR181A
		430102	BCR118A	0 986 479 342	BCR182A	955781	BCR148A
				0 986 479 343	BCR183A	955783	BCR145A
		<b>BENDIX</b>	<b>BERAL</b>	0 986 479 355	FCR339A	955784	BCR120A
		333144B	BCR116A	1987473006	FWI293	955787	BCR162A
		338749B	BCR104A			955788	BCR163A
		561135B	BCR116A	<b>BRADI</b>	<b>BERAL</b>	955789	BCR165A
		561360B	BCR104A	1.1516.1.4	BCR104A	955790	BCR164A
		562247B	BCR261A	1.2812.1.4	BCR116A	955791	BCR169A
		562493B	BCR313A	1.2837.2.4	BCR228A	955792	BCR134A
		569160B	BCR323A			955793	BCR230A
		571272B	29 784 18,00 4	<b>BRAKE ENGINEERING</b>	<b>BERAL</b>	955794	BCR229A
		571368B	29 071 17,00 3	955234	FCR100A	955797	BCR168A
		571368B	29 706 17,00 3	955410	FCR157A	955798	BCR170A
		571416B	29 038 18,30 3	955411	FCR157A	955854	BCR191A
		571419B	29 012 18,00 3	955449	FCR232A	955899	BCR176A
		571422B	29 041 18,30 4	955470	FCR138A	955900	BCR172A
		571446B	21 006 18,00 3	955471	FCR135A	955901	BCR179A
		571446B	29 012 18,00 3	955472	FCR136A	955902	BCR254A
		571447B	21 188 18,30 3			955903	BCR174A
		571825B	29 040 18,00 3			955904	BCR175A
		571844B	21 576 19,00 3			955946	BCR186A



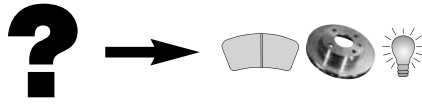


...DON	BERAL	...DON	BERAL	...FERODO	BERAL	...FERODO	BERAL
CVD528	FCR100A	CVP060	29 012 18,00 3	FCV1389	29 142	FCV987	29 055
CVD529	BCR134A	CVP060	29 784 18,00 4	FCV1404BFE	29 156	FDB143	29 581
CVD530	BCR142A	CVP064	29 706 17,00 3	FCV1578BFE	29 210	FVR1038	21 576
CVD531	BCR146A	CVP065	21 188 18,30 3	FCV1579BFE	29 210	FVR1039	21 621
CVD532	FCR157A	CVP065	29 040 18,00 3	FCV1583B	29 053	FVR1044	21 904
CVD536	BCR148A	CVP071	21 621 17,00 3	FCV1585BFE	29 210	FVR1045	21 592
CVD538	FCR129A	CVP073	29 076 20,00 4	FCV1598BFE	29 179	FVR1102	29 121
CVD539	BCR127A	CVP074	20 984 17,00 5	FCV1614	29 186	FVR129	20 280
CVD542	BCR168A	CVP075	29 071 17,00 3	FCV1624B	29 169	FVR1304	23 022
CVD543	BCR147A	CVP075	29 706 17,00 3	FCV1653BFE	29 156	FVR1305	23 020
CVD544	BCR215A	CVP081	29 150 30,00 4	FCV1656BFE	29 156	FVR1306	23 021
CVD545	BCR161A	CVP082	29 197 30,00 4	FCV1657B	29 158	FVR1315	29 121
CVD546	BCR181A	CVP083	29 105 30,00 4	FCV1677B	29 167	FVR1350	29 107
CVD547	BCR162A	CVP084	29 835 22,00 4	FCV1678B	29 165	FVR1351	29 138
CVD548	BCR164A	CVP085	29 835 21,70 4	FCV1762BFE	29 210	FVR1390	29 160
CVD549	BCR163A	CVP088	29 156 30,00 4	FCV1763B	29 053	FVR1405	29 123
CVD552	BCR145A	CVP090	29 126 30,00 4	FCV1813B	29 090	FVR1522	29 835
CVD553	BCR170A	CVP090	29 142 30,00 4	FCV1814BFE	29 195	FVR1616	23 434
CVD554	BCR114A	CVP092	29 167 30,00 4	FCV1815BFE	29 207	FVR1777	29 200
CVD566	BCR197A	CVP093	29 165 30,00 4	FCV1821B	29 150	FVR1778	29 192
CVD572	BCR151A	CVP094	29 158 30,00 4	FCV1825B	29 171	FVR1779	29 217
CVD573	BCR187A	CVP096K	29 162 31,00 4	FCV1828	29 162	FVR1780	29 190
CVD575	BCR203A	CVP100K	29 203 29,00 4	FCV1853	29 066	FVR1791	29 237
CVD617	FCR285A	CVP106K	29 256 27,00 4	FCV1857BFE	29 155	FVR1876	21 592
CVD618	FCR286A	CVP338	29 747 32,00 8	FCV1901B	29 120	FVR1879	29 153
CVD641	BCR330A	WIK513	UAI106	FCV1914FE	29 196	FVR239	29 784
CVD642	BCR272A			FCV1916	29 066	FVR4036	29 229
CVD666	BCR331A			FCV1940	29 044	FVR4037	29 232
CVP001	29 302 21,90 4	<b>DT</b>	<b>BERAL</b>	FCV1952B	29 151	FVR4038	29 122
CVP002	29 835 22,00 4	362060	BCR272A	FCV1962B	29 125	FVR4039	29 231
CVP003	29 017 23,00 4	463995	BCR323A	FCV1963	29 159	FVR4053	29 230
CVP005	29 024 23,00 3			FCV1964	29 159	FVR4054	23 921
CVP006	29 013 21,50 5	<b>EFI</b>	<b>BERAL</b>	FCV376	29 017	FVR4140	29 123
CVP008	29 039 22,00 4	EFC136	29 187 29,00 4	FCV4043	29 159	FVR4156	29 121
CVP009	29 043 24,00 4			FCV4170B	29 177	FVR4248	29 160
CVP010	29 075 20,00 6	<b>FEBI</b>	<b>BERAL</b>	FCV4254	29 256	FVR492	21 006
CVP011	29 072 19,20 8	10322	29 179 30,00 4	FCV4283	29 088	FVR501	29 835
CVP012	29 044 20,00 4	24496	UAI132	FCV4296PTS	29 253	FVR511	21 188
CVP013	29 083 28,00 4	27224	BCR272A	FCV4311B	29 187	FVR516	29 040
CVP013	29 210 28,00 4	27698	BCR310A	FCV4344PTS	29 253	FVR655	29 041
CVP014	29 032 25,00 4	27699	BCR311A	FCV4352B	29 180	FVR709	29 012
CVP015	29 011 25,00 4	27700	BCR312A	FCV4374BFE	29 179	FVR713	29 038
CVP016	29 065 22,00 4	29167	BCR323A	FCV4377B	29 203	FVR791	29 706
CVP017	29 001 20,00 3			FCV4378BFE	29 218	FVR792	20 984
CVP018	29 053 30,00 4	<b>FERODO</b>	<b>BERAL</b>	FCV4417PTS	29 247	FVR852	29 001
CVP018	29 084 30,00 4	FCV1042	29 077	FCV4418PTS	29 244		
CVP019	29 067 22,00 4	FCV1046	29 097	FCV460	29 063	<b>FIRST LINE</b>	<b>BERAL</b>
CVP020	29 179 30,00 4	FCV1047B	29 090	FCV503	29 024	FBD005	BCR104A
CVP021	29 055 22,00 4	FCV1053	29 066	FCV523	29 302	FBD197	BCR116A
CVP022	29 077 27,00 3	FCV1086B	29 084	FCV594	29 747		
CVP023	29 090 28,00 4	FCV1126	29 122	FCV624	29 072	<b>FMSI</b>	<b>BERAL</b>
CVP023K	29 090 28,00 4	FCV1159B	29 099	FCV627	29 071	7829-D928	23 021 18,60 4
CVP024	29 124 27,40 4	FCV1275BFE	29 197	FCV668	29 013	7848-D949	29 076 20,00 4
CVP025	29 122 22,00 4	FCV1277BFE	29 183	FCV702	29 039	7849-D950	21 576 19,00 3
CVP026	29 121 20,30 4	FCV1279	29 088	FCV733	29 067	7850-D951	21 621 17,00 3
CVP027	29 024 23,00 3	FCV1327BFE	29 197	FCV760B	29 083	7909-D1006	21 592 18,80 3
CVP027	29 029 23,00 3	FCV1328BFE	29 179	FCV769	29 043	7968-D1062	29 835 21,70 4
CVP031	29 097 20,50 5	FCV1354	29 088	FCV770	29 032	8246-D1136	29 153 19,70 4
CVP031	29 122 22,00 4	FCV1366	29 154	FCV773	29 011	8371-D1253	23 022 20,60 4
CVP032	29 088 26,00 4	FCV1367B	29 143	FCV801	29 075	8383-D1268	29 200 20,70 4
CVP034	29 055 22,00 4	FCV1373BHD	29 179	FCV879	29 065	8430-D1316	29 192 20,80 4
CVP035	29 183 27,00 3	FCV1373DFE	29 179	FCV898	29 016	8431-D1317	29 190 19,70 3
CVP036	29 197 30,00 4	FCV1387B	29 137	FCV952	29 029	8432-D1381	29 217 20,60 4
CVP037	29 125 29,00 4	FCV1388B	29 125	FCV958	29 764		
CVP039	29 137 29,00 4	FCV1389	29 141	FCV959	29 765		
CVP044	29 040 18,00 3			FCV961	29 688		
CVP049	29 784 18,00 4			FCV964	29 064		
CVP057	21 006 18,00 3			FCV983	29 018		





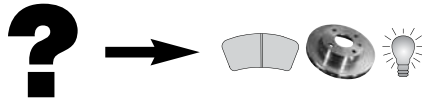
<b>FRI.TECH</b>	<b>BERAL</b>	<b>...HERMANN PETERS</b>	<b>BERAL</b>	<b>JAPANPARTS</b>	<b>BERAL</b>	<b>...JURATEK</b>	<b>BERAL</b>
DF590	BCR313A	036.104-00	BCR144A	DI105	FCR339A	FO1104	BCR132A
		036.109-00	BCR146A	DI-110	BCR261A	FO1104	BCR251A
<b>FTE</b>	<b>BERAL</b>	036.112-00	BCR148A			FO1104	FCR251A
BZ1125W	UAI205	036.117-00	BCR147A	<b>JOPE</b>	<b>BERAL</b>	FO1105	BCR107A
BZ1127W	UAI206	036.121-00	BCR214A	9A017	FWI246	FO1106	BCR108A
		036.122-00	BCR215A	9H105	FWI294	FO1107	BCR173A
<b>GRAF</b>	<b>BERAL</b>	036.123-00	BCR216A	9H502	FWI278	FO1108	BCR238A
DF29210	BCR116A	046.373-00	BCR205A	9H803	FWI293	FO1109	BCR239A
DF29241	BCR104A	046.374-00	BCR206A	W206500320	FWI246	FO1110	BCR237A
DF29418	BCR228A	046.377-00	BCR210A	W206640120	FWI278	FO1110R	BCR105A
DF29477	BCR140A	066.250-00	BCR202A	W241460120	FWI293	FO1111	BCR254A
DF29481	BCR139A	066.251-00	BCR203A	W241620420	FWI294	FOR105	BCR112A
DF29491	BCR230A	106.201-00	BCR101A			GIG102	FCR293A
DF29492	BCR229A	126.100-00	BCR170A	<b>JURATEK</b>	<b>BERAL</b>	GIG103	FCR294A
DF29570	BCR194A	146.200-00	BCR131A	BP110	BCR253A	JCP1042	29 077 27,00 3
DF29572	BCR195A	256.010-00	BCR134A	BP111	BCR252A	JCP1043	29 076 20,00 4
DF29645	BCR191A	256.018-00	BCR175A	BPW100	BCR205A	JCP1046	29 097 20,50 5
		266.000-00	BCR197A	BPW101	BCR172A	JCP1047	29 090 28,00 4
		266.001-00	BCR248A	BPW104	BCR193A	JCP109	29 124 27,40 4
				BPW105	BCR206A	JCP1102	29 121 20,30 4
<b>HALDEX</b>	<b>BERAL</b>	<b>HP</b>	<b>BERAL</b>	BPW106	BCR176A	JCP1126	29 122 22,00 4
89796	29 207 30,00 4	2318	29 784 18,00 4	BPW109	BCR210A	JCP120	29 143 30,00 4
94608	29 207 30,00 4	2594	21 188 18,30 3	BPW112	BCR222A	JCP1277	29 183 27,00 3
0980106450	29 165 30,00 4	2991	21 576 19,00 3	DAF100	BCR101A	JCP1279	29 088 26,00 4
81163	29 143 30,00 4	2992	21 621 17,00 3	DAF101	FCR102A	JCP1329	29 197 30,00 4
81164	29 120 30,00 4	2993	21 592 18,80 3	DAF102	BCR151A	JCP1350	29 107 20,00 3
85653	29 143 30,00 4	55039	BCR116A	DAF103	FCR100A	JCP1351	29 138 18,00 3
89658	29 143 30,00 4	57703	BCR230A	DAF104	BCR255A	JCP1366	29 154 30,00 4
89660	29 143 30,00 4	57704	BCR228A	DAF105	BCR226A	JCP1387	29 137 29,00 4
89683	29 143 30,00 4	57705	BCR229A	DAF106	BCR257A	JCP1388	29 125 29,00 4
89724	29 143 30,00 4	7027	21 904 17,00 3	DAF107	BCR258A	JCP1389	29 126 30,00 4
89765	29 143 30,00 4	7180	23 022 20,60 4	DAF108	BCR256A	JCP1389	29 142 30,00 4
89795	29 143 30,00 4	7184	23 020 17,90 4	DAF109	BCR282A	JCP1390	29 160 20,30 4
91216	29 143 30,00 4	7301	23 021 18,60 4	DAF112	FCR283A	JCP1404	29 156 30,00 4
92008	29 143 30,00 4	7650	24 007 21,00 4	DAF113	FCR284A	JCP239	29 784 18,00 4
92009	29 143 30,00 4	7653	29 160 20,30 4	DEN100	FCR285A	JCP376	29 117 23,00 4
92010	29 143 30,00 4			DEN100A	FCR286A	JCP492	21 006 18,00 3
93200	29 195 30,00 4	<b>ICER</b>	<b>BERAL</b>	DEN104	FCR288A	JCP501	29 835 22,00 4
93441	29 195 30,00 4	140316	29 706 17,00 3	ERF100	BCR214A	JCP516	29 040 18,00 3
93442	29 207 30,00 4	140405	29 784 18,00 4	ERF101	BCR215A	JCP523	29 302 21,90 4
93887	29 195 30,00 4	140560	20 984 17,00 5	ERF103	FCR289A	JCP594	29 747 32,00 8
945291620	29 154 30,00 4	140561	20 984 17,00 5	ERF104	FCR290A	JCP627	29 071 17,00 3
		140563	21 006 18,00 3	FIV101	BCR133A	JCP702	29 113 21,50 5
<b>HERMANN PETERS</b>	<b>BERAL</b>	140722	29 835 22,00 4	FIV102	BCR104A	JCP702	29 039 22,00 4
016.273-00	BCR221A	140730	21 188 18,30 3	FIV103	BCR133A	JCP709	29 012 18,00 3
016.291-00	BCR228A	140731	29 040 18,00 3	FIV104	BCR234A	JCP733	29 067 22,00 4
016.295-00	BCR145A	140834	29 071 17,00 3	FIV106	BCR139A	JCP760	29 083 28,00 4
016.650-00	BCR162A	140891	29 038 18,30 3	FIV106R	BCR140A	JCP760	29 084 30,00 4
016.651-00	BCR164A	140892	29 041 18,30 4	FIV107	BCR136A	JCP760	29 210 28,00 4
016.652-00	BCR163A	140904	29 012 18,00 3	FIV107	FCR136A	JCP769	29 043 24,00 4
016.653-00	BCR165A	140965	29 001 20,00 3	FIV108	FCR149A	JCP770	29 032 25,00 4
016.660-00	BCR208A	141102	21 621 17,00 3	FIV109	FCR135A	JCP773	29 011 25,00 4
016.661-00	BCR209A	141103	21 592 18,80 3	FIV110	FCR138A	JCP852	29 001 20,00 3
016.662-00	BCR186A	141104	21 576 19,00 3	FIV112	BCR179A	JCP879	29 065 22,00 4
016.663-00	BCR187A	141126	29 076 20,00 4	FIV117	BCR235A	JCP9022	29 072 19,20 8
016.664-00	BCR188A	141126-203	29 153 19,70 4	FIV118	BCR236A	JCP952	29 029 23,00 3
016.665-00	BCR185A	141208	29 121 20,30 4	FIV120	BCR313A	JCP961	29 688 25,00 8
016.665-00	BCR189A	141284	23 020 17,90 4	FOI100	BCR105A	JCP968	29 075 20,00 6
016.666-00	BCR190A	141289	23 021 18,60 4	FOI100F	FCR157A	JCP987	29 055 22,00 4
016.667-00	BCR191A	141499	29 160 20,30 4	FOI100F	FCR233A	JCP988	29 105 30,00 4
016.672-00	BCR323A	141785	29 200 20,70 4	FOI100R	FCR157A	JCP988	29 179 30,00 4
026.651-00	BCR105A	141786	29 192 20,80 4	FOI101	BCR106A	JCW150	UAI178
026.651-00	BCR106A	141787	29 190 19,70 3	FOI101	FCR231A	JKC508	UAC165
026.658-00	BCR132A	151194-066	29 179 30,00 4	FOI101	FCR232A	JKC510	UAC166
03013000	BCR272A	151245	29 099 25,00 4	FOI102	BCR110A	KAS101	BCR113A
036.103-00	BCR143A	610356 E	UAI168	FOI103	BCR111A	KAS102	BCR114A
						LEY102	FCR102A
						MAN100	BCR144A



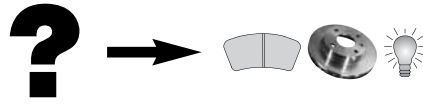
...JURATEK	BERAL	...JURATEK	BERAL	...JURID	BERAL	...JURID	BERAL
MAN101	BCR143A	VOL101	BCR131A	567117J	BCR251A	569108J	BCR216A
MAN102	BCR146A	VOL102	BCR142A	567117J	FCR251A	569109J	BCR204A
MAN103	BCR147A	VOL103	FCR306A	567118J	BCR139A	569110J	BCR200A
MAN104	BCR181A	VOL105	BCR192A	567119J	FCR149A	569112J	BCR165A
MAN105	BCR148A			567120J	BCR109A	569113J	BCR244A
MAN106	BCR214A			567120J	FCR109A	569114J	BCR245A
MAN107	BCR215A			567121J	BCR112A	569120J	BCR230A
MAN108	BCR161A	<b>JURID</b>	<b>BERAL</b>	567122J	BCR101A	569121J	BCR229A
MAN109	BCR216A	2901104020	29 011 25,00 4	567124J	BCR133A	569122J	BCR228A
MAN114	BCR272A	2903005390	29 030 28,00 4	567125J	BCR110A	569123J	BCR206A
MAN116	BCR331A	2903005390	29 083 28,00 4	567126J	BCR111A	569125J	BCR254A
MCW100	BCR122A	2903005391	29 210 28,00 4	567126J	BCR111A	569127J	BCR255A
MER100	BCR118A	2903204240	29 032 25,00 4	567127J	BCR105A	569128J	BCR256A
MER101	BCR119A	2904303381	29 043 24,00 4	567127J	FCR157A	569129J	BCR226A
MER102	BCR116A	2905305390	29 053 30,00 4	567128J	BCR140A	569130J	BCR257A
MER104	BCR228A	2905305390	29 084 30,00 4	567130J	BCR136A	569131J	BCR258A
MER105	BCR229A	2905509560	29 055 22,00 4	567130J	FCR136A	569136J	BCR310A
MER108	BCR221A	2906504020	29 065 22,00 4	567131J	FCR135A	569137J	BCR311A
MER109	BCR145A	2906709560	29 067 22,00 4	567135J	BCR254A	569138J	BCR312A
MER110	BCR162A	2907503341	29 075 20,00 6	567142J	BCR156A	569141J	BCR222A
MER111	BCR164A	2907705390	29 077 27,00 3	567400J	BCR144A	569142J	BCR240A
MER112	BCR163A	2909005390	29 090 28,00 4	567400J	BCR181A	569142J	FCR240A
MER113	BCR165A	2909305390	29 197 30,00 4	567401J	BCR143A	569144J	BCR210A
MER115	BCR191A	29108	29 179 30,00 4	567402J	BCR146A	569145J	BCR252A
MER116	BCR186A	2910815290	29 154 30,00 4	567403J	BCR147A	569146J	BCR253A
MER117A	BCR187A	2912009560	29 120 30,00 4	567405J	BCR148A	569147J	FCR293A
MER118	BCR189A	2912104531	29 121 20,30 4	567406J	BCR215A	569152J	FCR294A
MER119	BCR190A	2912409560	29 155 27,00 4	567407J	BCR161A	569153J	BCR329A
MER122	BCR120A	2912509560	29 125 29,00 4	567408J	BCR181A	569156J	FCR283A
MER123	BCR209A	2912605390	29 126 30,00 4	567409J	BCR214A	569160J	BCR323A
MER124	BCR208A	2913109560	29 156 30,00 4	567410J	BCR215A	569161J	BCR318A
MER126	BCR188A	2913709560	29 137 29,00 4	567500J	BCR170A	569162J	BCR315A
MER127	BCR228A	2914209569	29 142 30,00 4	567555J	BCR120A	569164J	BCR317A
MER128	BCR229A	2914305390	29 143 30,00 4	567575J	BCR248A	569165J	BCR314A
MER129	BCR230A	2914405390	29 088 26,00 4	567751J	BCR145A	569170J	BCR238A
MER133	BCR117A	2914809560	29 183 27,00 3	567760J	BCR228A	569171J	BCR239A
MER144	BCR323A	2915009560	29 150 30,00 4	567761J	BCR229A	569172J	BCR237A
NEO100	BCR168A	2915805390	29 158 30,00 4	567762J	BCR163A	569175J	BCR241A
REN100	BCR126A	2915905390	29 159 30,00 4	567763J	BCR165A	569175J	FCR241A
REN101	BCR126A	2916009560	29 160 20,30 4	567763J	BCR209A	569179J	BCR106A
REN101	BCR128A	2916205390	29 162 31,00 4	567764J	BCR186A	569192J	BCR321A
REN103	BCR134A	2916505390	29 165 30,00 4	567765J	BCR190A	569195J	BCR320A
REN106	BCR175A	2916705390	29 167 30,00 4	567766J	BCR189A	571272J	29 784 18,00 4
REN108	BCR169A	2917105390	29 171 30,00 4	567767J	BCR188A	571416J	29 038 18,30 3
REN110	BCR185A	2917309560	29 203 29,00 4	567768J	BCR187A	571422J	29 041 18,30 4
REN111	BCR218A	2917409560	29 218 29,00 4	567769J	BCR208A	571447J	21 188 18,30 3
REN112	BCR219A	2917709560	29 177 29,00 4	567770J	BCR162A	571844J	21 576 19,00 3
REN113	BCR220A	2925315390	29 253 30,00 4	567771J	BCR230A	571845J	21 904 17,00 3
REN114	BCR242A	2937409560	29 122 22,00 4	567801J	BCR168A	571846J	21 621 17,00 3
REN115	BCR243A	2949805440	29 498 20,00 8	567802J	BCR155A	571910J-AS	21 592 18,80 3
REN116	BCR244A	2955405880	29 581 15,00 4	567810J	BCR191A	571946J	23 022 20,60 4
REN117	BCR245A	2955415880	29 581 19,00 4	567812J	BCR151A	571947J	23 020 17,90 4
REN118	BCR174A	2974705440	29 747 32,00 8	567949J	BCR126A	572374J	20 984 17,00 5
ROR100	BCR197A	561135J	BCR116A	567950J	BCR127A	587017J	UAI205
ROR101	BCR248A	561342J	BCR108A	567951J	FCR129A	587018J	UAI206
ROR102	BCR250A	561360J	BCR104A	567952J	BCR128A		
ROR103	BCR223A	561577J	BCR221A	567953J	BCR134A		
ROR104	BCR303A	561639J	BCR118A	567954J	BCR169A		
ROR107	FCR305A	561754J	BCR119A	567955J	BCR174A		
SAF100	BCR202A	561849J	BCR107A	567956J	BCR175A	<b>KNORR BREMSE</b>	<b>BERAL</b>
SAF101	BCR201A	561854J	BCR117A	567957J	BCR197A	18022F0062	29 179 30,00 4
SAF102	BCR203A	561919J	BCR130A	569000J	BCR203A	18372	29 179 30,00 4
SAF103	BCR204A	561920J	BCR131A	569001J	BCR201A	18375	29 179 30,00 4
SCA100	BCR170A	567110J	BCR114A	569020J	BCR176A	31987	29 179 30,00 4
SMB100	BCR199A	567113J	BCR113A	569021J	BCR172A	31988	29 179 30,00 4
SMB101	BCR200A	567114J	BCR142A	569022J	BCR193A	32940	29 179 30,00 4
SMB102	BCR199A	567115J	FCR100A	569024J	BCR194A	33976	29 179 30,00 4
VOL100	BCR130A	567116J	BCR106A	569105J	BCR195A	34902	29 179 30,00 4
		567117J	BCR132A	569106J	BCR196A	34939	29 179 30,00 4
						34941	29 179 30,00 4





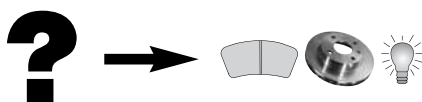


...MERITOR	BERAL	...MERITOR	BERAL	...MINTEX	BERAL	PAGID	BERAL
MDP124	29 688 25,00 8	MDP5842	29 065 22,00 4	MDB1728	21 188 18,30 3	58931	FCR251A
MDP1277	29 183 27,00 3	MDP594	29 747 32,00 8	MDB1729	20 984 17,00 5	50927	BCR107A
MDP1279	29 088 26,00 4	MDP594X	29 747 32,00 8	MDB1730	29 012 18,00 3	50937	BCR139A
MDP1314	29 124 27,40 4	MDP624	29 072 19,20 8	MDB1730	29 040 18,00 3	50940	BCR140A
MDP1329	29 197 30,00 4	MDP624X	29 072 19,20 8	MDB1737	21 621 17,00 3	52104	BCR116A
MDP1367	29 143 30,00 4	MDP627	29 071 17,00 3	MDB1738	21 592 18,80 3	52110	BCR221A
MDP1367X	29 143 30,00 4	MDP627X	29 071 17,00 3	MDB1739	21 576 19,00 3	52134	BCR117A
MDP1373	29 179 30,00 4	MDP668	29 013 21,50 5	MDB1802	29 076 20,00 4	52142	BCR230A
MDP1387	29 137 29,00 4	MDP668X	29 013 21,50 5	MDB1855	21 904 17,00 3	52169	BCR191A
MDP1388	29 125 29,00 4	MDP702	29 039 22,00 4	MDB1967	23 022 20,60 4	52838	BCR127A
MDP1404	29 156 30,00 4	MDP702X	29 039 22,00 4	MDB1993	23 021 18,60 4	54046	BCR194A
MDP1406	29 126 30,00 4	MDP709X	29 012 18,00 3	MDB1997	23 021 18,60 4	54047	BCR195A
MDP1677	29 167 30,00 4	MDP733	29 067 22,00 4	MDB2002	23 020 17,90 4	54048	BCR196A
MDP1678	29 165 30,00 4	MDP760	29 083 28,00 4	MDB2026	29 121 20,30 4	54315	BCR228A
MDP1789	29 171 30,00 4	MDP769	29 043 24,00 4	MDB2282	29 123 20,30 4	54375	BCR230A
MDP239	29 784 18,00 4	MDP770	29 032 25,00 4	MDB2571	29 121 17,30 4	54376	BCR229A
MDP239X	29 784 18,00 4	MDP770X	29 032 25,00 4	MDB2571	29 160 20,30 4	58101	BCR144A
MDP376X	29 017 23,00 4	MDP773	29 011 25,00 4	MDB2571	29 160 20,30 4	58102	BCR143A
MDP492	21 006 18,00 3	MDP773X	29 011 25,00 4	MDB2603	29 001 20,00 3	58103	BCR214A
MDP492X	21 006 18,00 3	MDP791X	29 706 17,00 3	MDB2603	29 107 20,00 3	58104	BCR146A
MDP5000	29 210 28,00 4	MDP801	29 075 20,00 6	MDB2640	29 138 18,00 3	58105	BCR147A
MDP5001	29 053 30,00 4	MDP852X	29 001 20,00 3	MDB2678	24 007 21,00 4	58105	BCR147A
MDP5004	29 065 22,00 4	MDP879	29 065 22,00 4	MDB2795	29 153 19,70 4	58106	BCR148A
MDP5005	29 067 22,00 4	MDP9000	29 179 30,00 4	MDB2802	29 190 19,70 3	58107	BCR215A
MDP5008	29 043 24,00 4	MDP9001	29 179 30,00 4	MDB2803	29 192 20,80 4	58108	BCR161A
MDP501	29 835 22,00 4	MDP9002	29 197 30,00 4	MDB2805	29 217 20,60 4	58121	BCR202A
MDP5016	29 043 24,00 4	MDP9003	29 197 30,00 4	MDC1036	BCR228A	58122	BCR201A
MDP5017	29 083 28,00 4	MDP9004	29 105 30,00 4	MDC1037	BCR228A	58123	BCR203A
MDP501X	29 835 22,00 4	MDP9005	29 179 30,00 4	MDC1074	BCR230A	58124	BCR199A
MDP5021	29 065 22,00 4	MDP952	29 029 23,00 3	MDC1075	BCR229A	58125	BCR187A
MDP5027	29 043 24,00 4	MDP987	29 055 22,00 4	MDC1079	BCR191A	58126	BCR188A
MDP503	29 024 23,00 3	MDP987X	29 055 22,00 4	MDC1771	BCR310A	58131	BCR112A
MDP5030	29 039 22,00 4			MDC1772	BCR311A	58170	BCR186A
MDP5031	29 210 28,00 4	<b>METELLI</b>	<b>BERAL</b>	MDC1773	BCR312A	58174	BCR189A
MDP5032	29 053 30,00 4	23-0210	BCR116A	MW10229	FWI311	58175	BCR190A
MDP5034	29 053 30,00 4	23-0241	BCR104A	MW10266	FWI293	58203	BCR113A
MDP5038	29 210 28,00 4	23-0418	BCR228A	<b>MOTAQUIP</b>	<b>BERAL</b>	58204	BCR114A
MDP5039	29 053 30,00 4	23-0477	BCR140A	VBD452	BCR104A	58236	BCR118A
MDP503X	29 024 23,00 3	23-0481	BCR139A			58247	BCR120A
MDP5040	29 835 21,70 4	23-0491	BCR230A	<b>NATIONAL</b>	<b>BERAL</b>	58250	BCR145A
MDP5050	29 210 28,00 4	23-0492	BCR229A	<b>AUTO PARTS</b>		58252	BCR163A
MDP5051	29 210 28,00 4	23-0570	BCR194A	NBD073	BCR116A	58259	BCR162A
MDP5053	29 137 29,00 4	23-0572	BCR195A	NBD218	BCR104A	58260	BCR164A
MDP5054	29 210 28,00 4	23-0645	BCR191A	NBD361	BCR117A	58261	BCR165A
MDP5055	29 053 30,00 4			NBD788	BCR228A	58401	BCR119A
MDP5056	29 156 30,00 4	<b>MEYLE</b>	<b>BERAL</b>	NBD789	BCR230A	58419	BCR130A
MDP5057	29 125 29,00 4	015 521 2032	BCR228A	NBD790	BCR228A	58420	BCR131A
MDP5059	29 156 30,00 4			NBD791	BCR229A	58422	BCR142A
MDP5060	29 156 30,00 4	<b>MINTEX</b>	<b>BERAL</b>	NBD863	BCR139A	58501	BCR168A
MDP5061	29 090 28,00 4	MDB1131	29 784 18,00 4	NBD864	BCR140A	58601	BCR170A
MDP5065	29 210 28,00 4	MDB1245	21 006 18,00 3			58801	BCR172A
MDP5066	29 053 30,00 4	MDB1245	29 784 18,00 4	<b>NK</b>	<b>BERAL</b>	58802	BCR176A
MDP5073	29 156 30,00 4	MDB1340	21 006 18,00 3	202345	BCR140A	58804	BCR193A
MDP5076	29 124 27,40 4	MDB1367	29 012 18,00 3	202347	BCR194A	58836	BCR126A
MDP5076	29 155 27,00 4	MDB1367	29 040 18,00 3	202355	BCR321A	58837	BCR128A
MDP5083	29 150 30,00 4	MDB1458	29 071 17,00 3	202356	BCR314A	58841	BCR134A
MDP5089	29 137 29,00 4	MDB1471	29 706 17,00 3	202357	BCR317A	58842	BCR169A
MDP5093	29 169 30,00 4	MDB1490	29 071 17,00 3	203344	BCR191A	58916	BCR101A
MDP5097	29 156 30,00 4	MDB1490	29 706 17,00 3	203395	BCR230A	58918	BCR104A
MDP5119	29 219 29,00 4	MDB1524	21 188 18,30 3	203396	BCR229A	58921	BCR108A
MDP5122	29 187 29,00 4	MDB1561	29 038 18,30 3	203397	BCR228A	58922	BCR105A
MDP516	29 040 18,00 3	MDB1585	29 784 18,00 4	2047122	BCR311A	58924	BCR106A
MDP516X	29 040 18,00 3	MDB1644	29 041 18,30 4	2047123	BCR310A	58925	BCR110A
MDP523	29 302 21,90 4	MDB1721	29 071 17,00 3	2047124	BCR312A	58926	BCR111A
MDP5429	29 302 21,90 4	MDB1721	29 706 17,00 3			58931	BCR132A
MDP5481	29 835 22,00 4					58931	BCR251A
MDP5761	29 039 22,00 4					58933	BCR133A
MDP5762	29 043 24,00 4					58941	BCR173A
						58941	BCR254A

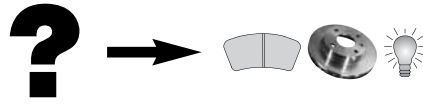


...PAGID	BERAL	...PAGID	BERAL	...PEX	BERAL	...REV (SAMREV)	BERAL
59049	BCR205A	P8502	UAI202	WK367	UAI163	12016RO	BCR223A
59050	BCR244A	P8503	UAI203	WK371	UAI162	12017RO	BCR250A
59051	BCR245A	P8504	UAI110	WK38	UAI103	1251B	BCR176A
59055	BCR192A	P8505	UAI105	WK382	UAI208	1254B	BCR210A
59056	BCR204A	P8506	UAI108	WK384	UAI207	1358B	BCR176A
59057	BCR151A	P8507	UAI111	WK394	UAI130	1359B	BCR172A
59164	BCR206A	P8512	UAI100	WK395	UAI176	1361B	BCR193A
59165	BCR210A	P8514	UAI103	WK412	UAI211	1366B	BCR193A
59174	BCR183A	P8515	UAI107	WK413	UAI209	1466FO	BCR112A
59175	BCR182A	P8517	UAI115	WK441	UAI166	1604MN	BCR148A
59176	BCR184A	P8519	UAI116	WK444	UAI168	1607MN	BCR161A
59177	BCR197A	P8521	UAI161	WK448	UAI160	1608MN	BCR214A
59269	BCR252A	P8523	UAI207	WK561	FWI278	1609MN	BCR215A
59270	BCR253A	P8526	UAI205	WK581	FWI311	1610MN	BCR147A
59271	BCR222A	P8527	UAI206	WK582	FWI294	1611MN	BCR146A
59272	BCR235A	P8529	UAI150	WK614	FWI293	1612MN	BCR181A
59273	BCR236A	P8531	UAI101	WK632	FWI302	1613MN	BCR143A
59274	BCR237A	P8532	UAI132			1614MN	BCR144A
59275	BCR238A	P8533	UAI106			1640MN	BCR215A
59276	BCR239A	P8534	UAI160	<b>QUINTON HAZELL</b>	<b>BERAL</b>	1668SAU	BCR204A
59277	BCR216A	P8535	UAI141	BDC3305	BCR116A	1669SAU	BCR202A
59280	BCR175A	P8538	UAI151	BDC3513	BCR104A	1673SAU	BCR203A
59281	BCR174A	P8541	UAI163	BDC5121	BCR165A	1674SAU	BCR201A
C1002	29 747 32,00 8	P8549	UAI168	BDC5124	BCR162A	1692ME	BCR118A
C1004	29 179 30,00 4	P8550	UAI155	BDC5235	BCR194A	1692ME	BCR162A
C1006	29 197 30,00 4	P8554	UAI152	BDC5235P	BCR194A	1802ME	BCR145A
C1008	29 183 27,00 3	P8556	UAI169	BDC5236P	BCR195A	18058FT	BCR106A
C1014	29 197 30,00 4	T00045	29 040 18,00 3	BDC5239P	BCR196A	1805ME	BCR120A
C1020	29 105 30,00 4	T0040	21 188 18,30 3	BDC5551P	BCR311A	18060FT	BCR132A
C1028	29 171 30,00 4	T0045	29 012 18,00 3	BDC5552P	BCR310A	18060FT	BCR251A
C2002	29 044 20,00 4	T0311	29 784 18,00 4	BDC5553P	BCR312A	18060FT	FCR251A
C2004	29 835 22,00 4	T0354	29 835 22,00 4			18063FT	BCR110A
C2006	29 065 22,00 4	T0382	29 012 18,00 3	<b>REMSA</b>	<b>BERAL</b>	18064FT	BCR111A
C2010	29 083 28,00 4	T0382	29 040 18,00 3	0047.04	21 006 18,00 3	18065FT	BCR105A
C2014	29 122 22,00 4	T0383	21 006 18,00 3	0048.02	20 984 17,00 5	18065FT	FCR157A
C2016	29 090 28,00 4	T1111	21 576 19,00 3	0048.12	29 706 17,00 3	18066FT	BCR107A
C2018	29 067 22,00 4	T1124	21 592 18,80 3	0211.12	21 188 18,30 3	18067FT	BCR108A
C2040	29 125 29,00 4	T1382	24 007 21,00 4	0211.12	29 041 18,30 4	1806ME	BCR228A
C2042	29 156 30,00 4	T1383	24 008 18,50 4	0211.22	29 041 18,30 4	1806ME	BCR229A
C2046	29 137 29,00 4	T9007	29 784 18,00 4	0245.00	29 065 22,00 4	18070FT	BCR104A
C3002	29 706 17,00 3	T9023	29 038 18,30 3	0321.22	21 904 17,00 3	18073FT	BCR139A
C3004	20 984 17,00 5	T9048	29 001 20,00 3	0435.02	29 038 18,30 3	18074FT	BCR140A
C3008	29 011 25,00 4	T9057	29 076 20,00 4	0436.02	29 001 20,00 3	18075FT	BCR173A
C3010	29 032 25,00 4	T9058	29 121 20,30 4	0436.12	29 107 20,00 3	18078FT	BCR179A
C3012	20 984 17,00 5			0578.00	21 576 19,00 3	18084FT	BCR133A
C3016	29 190 19,70 3	<b>PEX</b>	<b>BERAL</b>	0579.00	21 621 17,00 3	18087FT	BCR254A
C4000	29 040 18,00 3	7.820	29 200 20,70 4	0580.00	21 592 18,80 3	18090FT	BCR236A
C4012	29 012 18,00 3	7.821	29 192 20,80 4	0651.81	29 121 17,30 4	18091FT	BCR239A
C4028	29 076 20,00 4	7.822	29 217 20,60 4	0701.00	23 022 20,60 4	18095FT	BCR235A
C4030	29 121 20,30 4	7.823	29 190 19,70 3	0717.00	23 020 17,90 4	1809ME	BCR186A
C4033	29 088 26,00 4	WK251	UAI111	0733.00	23 021 18,60 4	18101FT	BCR195A
C4048	29 142 30,00 4	WK254	UAI108	6143.10	BCR104A	18102FT	BCR196A
C4056	29 142 30,00 4	WK255	FWI246	6299.10	BCR116A	18103FT	BCR237A
C4060	29 179 30,00 4	WK256	UAI107	6690.10	BCR139A	18104FT	BCR238A
C4068	29 153 19,70 4	WK259	UAI100	6691.10	BCR140A	18106FT	BCR109A
C4070	29 160 20,30 4	WK262	UAI106	6706.20	BCR228A	18106FT	FCR109A
C4072	29 162 31,00 4	WK267	UAI110	6783.10	BCR117A	1810ME	BCR187A
C5600	29 041 18,30 4	WK268	UAI203	6784.10	BCR230A	1811ME	BCR188A
C6022	29 186 20,00 6	WK269	UAI105	6785.10	BCR229A	18120FT	BCR194A
C6024	29 192 20,80 4	WK270	UAI201			18123FT	FCR149A
C6026	29 200 20,70 4	WK272	UAI200	<b>REV (SAMREV)</b>	<b>BERAL</b>	1814ME	BCR189A
C6027	29 217 20,60 4	WK287	UAI102	1085FR	BCR200A	1815ME	BCR190A
C9002	29 013 21,50 5	WK307	UAI101	1090FR	BCR199A	1826ME	BCR228A
P8011	UAI102	WK320	UAI205	1162ME	BCR116A	1827ME	BCR191A
P8027	FWI246	WK336	UAI206	1167ME	BCR119A	1828ME	BCR230A
P8074	FWI311	WK359	UAI115	1167ME	BCR163A	1835ME	BCR164A
P8500	UAI200	WK361	UAI119	12013RO	BCR197A	1836ME	BCR165A
P8501	UAI201					1837ME	BCR229A

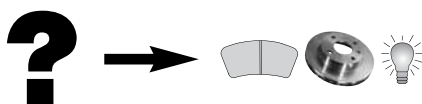




...REV (SAMREV) <b>BERAL</b>	...ROULUNDS <b>BERAL</b>	...SAMKO <b>BERAL</b>	...TEXTAR <b>BERAL</b>
1838ME BCR230A	494781 29 017 23,00 4	51016BR BCR182A	2901704 29 024 23,00 3
1839ME BCR117A	494881 29 302 21,90 4	51017BR BCR183A	29030 282 1 4 29 210 28,00 4
184RL BCR182A	495081 21 006 18,00 3	51018BR BCR184A	29030 282 1 4 T3016 29 210 28,00 4
185RL BCR183A	495181 29 835 22,00 4	51019BR BCR156A	29030 282 1 4 T7400 29 210 28,00 4
186RL BCR184A	495381 29 040 18,00 3	51020BR BCR140A	29032 250 0 4 T3018 29 032 25,00 4
1972LE BCR101A	627281 21 576 19,00 3	51021BR BCR194A	2903203 29 032 25,00 4
1975LE FCR102A	627481 21 621 17,00 3	51022BR BCR195A	29037 183 0 5 T4047 29 038 18,30 3
197RL BCR169A	627681 29 076 20,00 4	51023BR BCR196A	2903701 29 038 18,30 3
198RL BCR134A	627781 21 592 18,80 3	51025BR FCR123A	29039 210 0 5 T3018 29 039 22,00 4
199RL BCR126A	628281 29 041 18,30 4		2903902 29 039 22,00 4
200RL BCR127A	634181 29 065 22,00 4		29040 180 0 5 T3078 29 040 18,00 3
201RL FCR129A	638281 29 090 28,00 4	<b>STTP</b> <b>BERAL</b>	2904001 29 040 18,00 3
2021BRED FCR123A	658881 29 038 18,30 3	151025 FCR284A	29041 183 0 5 T4047 29 041 18,30 4
202RL BCR128A	674481 29 024 23,00 3	151026 FCR283A	2904101 29 041 18,30 4
204RL BCR174A	674881 29 084 30,00 4	151051 FCR288A	29043 240 0 4 T3018 29 043 24,00 4
205RL BCR175A	675381 29 077 27,00 3	202528 BCR253A	2904303 29 043 24,00 4
2082KA BCR113A	675981 29 088 26,00 4	222449 FCR305A	29044 200 05 T3018 29 044 20,00 4
2083KA BCR114A	676781 29 013 21,50 5	222452 FCR289A	2904402 29 044 20,00 4
2831SV BCR170A	758781 29 706 17,00 3	222453 FCR290A	2905301 29 053 30,00 4
527DA FCR100A	T9004 29 706 17,00 3	381014 BCR234A	29067 220 0 4 T3018 29 067 22,00 4
611DA BCR257A	T9013 20 984 17,00 5	839001 FCR285A	2906705 29 067 22,00 4
8423VO BCR131A		843001 FCR294A	29071 170 0 5 T4047 29 071 17,00 3
8427VO BCR130A	<b>SAMKO</b> <b>BERAL</b>	843002 FCR293A	2907101 29 071 17,00 3
8435VO BCR142A	50334 BCR126A	948914 FCR306A	29072 192 0 8 T3018 29 072 19,20 8
8436VO FCR306A	50466BR BCR104A	96521 BCR185A	2907203 29 072 19,20 8
	50527 BCR113A		29075 200 0 5 T3018 29 075 20,00 6
<b>ROADHOUSE</b> <b>BERAL</b>	50528BR BCR130A	<b>TEXTAR</b> <b>BERAL</b>	29076 200 1 4 T3011 29 076 20,00 4
2047.04 21 006 18,00 3	50529BR BCR131A	98018200 FWI246	29083 282 1 4 T3012 29 083 28,00 4
2048.02 20 984 17,00 5	50533BR BCR118A	98027500 UAI166	29084 302 1 4 T3012 29 084 30,00 4
2048.12 29 706 17,00 3	50534BR BCR119A	96990018201 FWI246	2908402 29 084 30,00 4
2211.12 21 188 18,30 3	50538 BCR169A	20784 180 0 4 T471 29 784 18,00 4	29087 29 179 30,00 4
2211.22 29 041 18,30 4	50544 FCR100A	2078401 29 784 18,00 4	29087 300 1 4 29 179 30,00 4
2245.00 29 065 22,00 4	50545BR BCR143A	21006 180 0 5 21 006 18,00 3	29087 300 1 4 T7400 29 179 30,00 4
2321.22 21 904 17,00 3	50546BR BCR144A	21188 183 0 5 21 188 18,30 3	2908711 29 179 30,00 4
2435.02 29 038 18,30 3	50547 BCR175A	21188 183 0 5 T4047 21 188 18,30 3	29088 260 0 4 29 088 26,00 4
2436.02 29 001 20,00 3	50554BR BCR181A	2118801 21 188 18,30 3	29088 260 3 4 T3016 29 088 26,00 4
2436.12 29 107 20,00 3	50564BR BCR139A	21576 207 0 5 T3078 21 576 19,00 3	2908823 29 088 26,00 4
2578.00 21 576 19,00 3	50573 BCR107A	2157601 21 576 19,00 3	29090 282 1 4 29 090 28,00 4
2579.00 21 621 17,00 3	50590 BCR228A	21592 188 0 5 T3078 21 592 18,80 3	29090 282 1 4 T3016 29 090 28,00 4
2580.00 21 592 18,80 3	50597 BCR170A	2159201 21 592 18,80 3	29095 300 3 4 29 197 30,00 4
2614.02 29 153 19,70 4	50666BR BCR127A	21621 173 0 5 T3078 21 621 17,00 3	2910504 29 105 30,00 4
2651.81 29 121 17,30 4	50674 BCR146A	2162102 21 621 17,00 3	29107 200 0 5 T456 29 107 20,00 3
2701.00 23 022 20,60 4	50675BR BCR147A	21904 169 0 5 21 904 17,00 3	29107 200 0 5 29 107 20,00 3
2717.00 23 020 17,90 4	50689 FCR129A	21904 169 0 5 T3078 21 904 17,00 3	29113 282 1 4 29 210 28,00 4
2733.00 23 021 18,60 4	50690 BCR128A	2190403 21 904 17,00 3	29121 170 0 4 T3035 29 121 17,30 4
6143.10 BCR104A	50775BR BCR173A	23020 179 0 4 23 020 17,90 4	29121 203 0 4 T3035 29 121 20,30 4
6299.10 BCR116A	50815BR BCR132A	23020 179 0 4 T3078 23 020 17,90 4	29122 220 0 4 T3018 29 122 22,00 4
6500.00 BCR313A	50819BR BCR215A	2302001 23 020 17,90 4	2912204 29 122 22,00 4
6690.10 BCR139A	50824BR BCR145A	23021 189 0 4 23 021 18,60 4	29123 203 1 4 T3078 29 123 20,30 4
6691.10 BCR140A	50826 BCR120A	23021 189 0 4 T3078 23 021 18,60 4	2912303 29 123 20,30 4
6706.20 BCR228A	50829BR BCR172A	2302101 23 021 18,60 4	29124 270 1 4 29 155 27,00 4
6783.10 BCR117A	50837 BCR142A	23022 209 0 4 23 022 20,60 4	29124 270 1 4 T3018 29 155 27,00 4
6784.10 BCR230A	50840 BCR140A	23022 209 0 4 T3078 23 022 20,60 4	29125 292 1 4 29 125 29,00 4
6785.10 BCR229A	50840BR BCR134A	2302201 23 022 20,60 4	29125 292 1 4 D7500 29 125 29,00 4
	50860BR BCR108A	24007 202 1 4 24 007 21,00 4	29131 302 1 4 T3010 29 156 30,00 4
<b>ROULUNDS</b> <b>BERAL</b>	50865BR BCR110A	2400701 24 007 21,00 4	29131 302 1 4 T3016 29 156 30,00 4
426181 29 784 18,00 4	50866BR BCR111A	24008 177 1 4 24 008 18,50 4	29137 292 1 4 T3034 29 137 29,00 4
467781 29 039 22,00 4	50867BR BCR109A	2400801 24 008 18,50 4	29138 180 0 5 29 138 18,00 3
468881 29 083 28,00 4	50867BR FCR109A	29001 200 0 5 T456 29 001 20,00 3	29138 180 0 5 T3078 29 138 18,00 3
471681 29 067 22,00 4	50868BR BCR105A	2900102 29 001 20,00 3	2913801 29 138 18,00 3
473781 29 032 25,00 4	50869BR BCR106A	29011 250 0 4 T3018 29 011 25,00 4	29141 298 1 4 T3010 29 142 30,00 4
474081 29 011 25,00 4	50870 BCR116A	2901105 29 011 25,00 4	29142 298 1 4 T3016 29 142 30,00 4
477781 29 055 22,00 4	50874BR BCR112A	29012 180 0 5 T3078 29 012 18,00 3	29143 300 2 4 T3060 29 143 30,00 4
478881 29 043 24,00 4	51001BR BCR101A	2901201 29 012 18,00 3	29148 340 2 5 29 183 27,00 3
484881 29 001 20,00 3	51002BR FCR102A	29013 215 0 5 T3018 29 013 21,50 5	29150 300 0 4 T3018 29 150 30,00 4
494681 29 747 32,00 8	51004BR BCR179A	2901302 29 013 21,50 5	29151 292 1 4 29 151 29,00 4
	51014BR BCR133A	29017 230 0 5 T456 29 024 23,00 3	29151 292 1 4 T3034 29 151 29,00 4



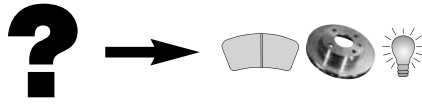
...TEXTAR	BERAL	...TEXTAR	BERAL	...TEXTAR	BERAL	...TEXTAR	BERAL
2915102	29 151 29,00 4	93038800	BCR119A	93105100	BCR245A	96990 0319 0 1	UAI117
29153 200 1 4 T3011	29 153 19,70 4	93042801	BCR104A	93105200	BCR230A	96990 0320 0 1	UAI132
2915301	29 153 19,70 4	93054600	BCR117A	93105500	BCR192A	96990 0323 0 1	UAI130
29158 300 1 4 T3060	29 158 30,00 4	93058100	BCR114A	93105600	BCR204A	96990 0324 0 1	UAI164
29159	29 126 30,00 4	93058200	BCR120A	93105700	BCR151A	98012200	UAI103
29159 298 2 4	29 126 30,00 4	93058800	BCR131A	93117400	BCR183A	98016800	UAI200
29159 298 2 4 T7400	29 159 30,00 4	93067600	BCR113A	93117500	BCR182A	98016900	UAI201
29160 199 0 4 T3018	29 160 20,30 4	93071800	BCR144A	93117600	BCR184A	98017000	UAI202
2916002	29 160 20,30 4	93084000	FCR100A	93117700	BCR197A	98017100	UAI203
29162 317 1 4 T3060	29 162 31,00 4	93084100	BCR101A	93126900	BCR252A	98017200	UAI107
29165 300 2 4 T3030	29 165 30,00 4	93084200	FCR102A	93127000	BCR253A	98017600	UAI108
2916503	29 165 30,00 4	93084300	BCR112A	93127100	BCR222A	98021300	UAI102
29167 300 1 4 T3030	29 167 30,00 4	93084500	BCR133A	93127200	BCR235A	98022000	UAI103
2916702	29 167 30,00 4	93084600	BCR108A	93127300	BCR236A	98022200	UAI100
29171 300 1 4	29 171 30,00 4	93084700	BCR107A	93127400	BCR237A	98022300	UAI106
29171 300 2 4 T3030	29 171 30,00 4	93084800	BCR105A	93127500	BCR238A	98022400	UAI110
2917104	29 171 30,00 4	93084800	FCR157A	93127600	BCR239A	98022500	UAI105
29173 292 2 4 T3032	29 203 29,00 4	93084800	FCR233A	93127700	BCR216A	98023500	UAI205
2917301	29 203 29,00 4	93084900	BCR106A	93128000	BCR175A	98023600	UAI206
29174 292 2 4 T3032	29 218 29,00 4	93084900	FCR231A	93128100	BCR174A	98024100	UAI151
2917401	29 218 29,00 4	93084900	FCR232A	93128200	FCR306A	98024200	UAI132
2917402	29 218 29,00 4	93085000	BCR110A	93138000	BCR330A	98024300	UAI161
29177 292 2 4 T3032	29 177 29,00 4	93085100	BCR111A	93138100	BCR272A	98024300	UAI162
2917701	29 177 29,00 4	93085200	BCR132A	93142900	BCR254A	98024400	UAI150
29181 300 1 4 T3032	29 207 30,00 4	93085200	FCR251A	93143000	BCR330A	98024800	UAI115
29186 200 0 5 T3018	29 186 20,00 6	93085300	BCR143A	93143100	BCR272A	98025000	UAI119
29190 190 0 4	29 190 19,70 3	93085400	BCR146A	93143200	BCR310A	98025200	UAI116
29192 209 1 4	29 192 20,80 4	93085500	BCR148A	93143300	BCR311A	98025300	UAI125
29192 209 1 4 T3036	29 192 20,80 4	93085800	BCR169A	93143400	BCR312A	98025300	UAI160
2919201	29 192 20,80 4	93085900	BCR126A	93175200	BCR319A	98025300	UAI173
29196 300 1 4 T3050	29 196 30,00 4	93086000	BCR128A	93175200	FCR319A	98025400	UAI141
2919601	29 196 30,00 4	93086100	BCR134A	93186700	BCR323A	98027600	UAI163
29200 207 0 4	29 200 20,70 4	93086200	FCR129A	93191200	BCR331A	98028200	UAI169
2920001	29 200 20,70 4	93086300	BCR127A	96990 0122 0 1	UAI103	98028400	UAI176
29202 300 1 4 T3050	29 179 30,00 4	93086400	BCR130A	96990 0168 0 1	UAI200	98028500	UAI155
29202 300 1 4 T3060	29 179 30,00 4	93086500	BCR142A	96990 0169 0 1	UAI201	98028600	UAI168
2920202	29 179 30,00 4	93086800	BCR168A	96990 0170 0 1	UAI202	98028700	UAI111
29217 208 0 4	29 217 20,60 4	93086900	BCR147A	96990 0171 0 1	UAI203	98028800	UAI171
2921701	29 217 20,60 4	93087000	BCR215A	96990 0172 0 1	UAI107	98028900	UAI172
2925601	29 256 27,00 4	93087100	BCR161A	96990 0176 0 1	UAI108	98031500	UAI126
29302 210 0 4 T3018	29 302 21,90 4	93087200	BCR214A	96990 0213 0 1	UAI102	98031600	UAI152
2930201	29 302 21,90 4	93087400	BCR162A	96990 0220 0 1	UAI103	98031700	FWI278
29581 190 0 4 T205	29 581 19,00 4	93087500	BCR164A	96990 0222 0 1	UAI100	98031900	UAI117
29706 170 0 5	29 706 17,00 3	93087600	BCR163A	96990 0223 0 1	UAI106	98032000	UAI132
29706 170 0 5 T4047	29 706 17,00 3	93087700	BCR165A	96990 0224 0 1	UAI110	98032100	UAI208
2970601	29 706 17,00 3	93087900	BCR145A	96990 0225 0 1	UAI105	98032200	UAI207
29747 325 0 8 T456	29 747 32,00 8	93088300	BCR170A	96990 0235 0 1	UAI205	98032300	UAI130
2974703	29 747 32,00 8	93089600	BCR140A	96990 0236 0 1	UAI206	98032400	UAI164
29835 220 0 4 T3018	29 835 21,70 4	93095100	BCR139A	96990 0241 0 1	UAI151	98033100	FWI293
29835 220 0 4 T3018	29 835 22,00 4	93095800	BCR193A	96990 0242 0 1	UAI132	98033800	FWI311
2983506	29 835 21,70 4	93095900	BCR172A	96990 0243 0 1	UAI161	98200 0124 0 1	BCR116A
2983506	29 835 22,00 4	93096000	BCR176A	96990 0243 0 1	UAI162	98200 0194 0 1	BCR274A
29984 170 0 5	20 984 17,00 5	93096100	BCR173A	96990 0244 0 1	UAI150	98200 0387 0 1	BCR118A
2998401	20 984 17,00 5	93101100	BCR179A	96990 0248 0 1	UAI115	98200 0388 0 1	BCR119A
92038900	BCR221A	93101300	BCR186A	96990 0250 0 1	UAI119	98200 0389 0 1	BCR221A
92073400	BCR230A	93101400	BCR189A	96990 0252 0 1	UAI116	98200 0428 0 1	BCR104A
92073600	BCR229A	93101500	BCR190A	96990 0253 0 1	UAI125	98200 0546 0 1	BCR117A
92089800	BCR191A	93101700	BCR202A	96990 0253 0 1	UAI160	98200 0581 0 1	BCR114A
92116400	BCR206A	93101800	BCR201A	96990 0253 0 1	UAI173	98200 0582 0 1	BCR120A
92116500	BCR210A	93101900	BCR203A	96990 0254 0 1	UAI141	98200 0588 0 1	BCR131A
92131500	BCR228A	93102000	BCR199A	96990 0276 0 1	UAI163	98200 0676 0 1	BCR113A
92137500	BCR230A	93102300	BCR187A	96990 0282 0 1	UAI169	98200 0718 0 1	BCR144A
92137600	BCR229A	93102400	BCR188A	96990 0285 0 1	UAI155	98200 0734 0 1	BCR230A
92155700	BCR317A	93104600	BCR194A	96990 0286 0 1	UAI168	98200 0736 0 1	BCR229A
92155900	BCR314A	93104700	BCR195A	96990 0287 0 1	UAI111	98200 0841 0 1	BCR101A
93012400	BCR116A	93104800	BCR196A	96990 0288 0 1	UAI171	98200 0843 0 1	BCR112A
93019400	BCR274A	93104900	BCR205A	96990 0289 0 1	UAI172	98200 0845 0 1	BCR133A
93038700	BCR118A	93105000	BCR244A	96990 0316 0 1	UAI152	98200 0846 0 1	BCR108A



...TEXTAR	BERAL	...TEXTAR	BERAL	...TRW	BERAL	VALEO	BERAL
98200 0847 0 1	BCR107A	98200 1277 0 1	BCR216A	GDB389	21 006 18,00 3	140834	29 071 17,00 3
98200 0848 0 1	BCR105A	98200 1280 0 1	BCR175A	GDB390	29 040 18,00 3	186178	BCR221A
98200 0849 0 1	BCR106A	98200 1281 0 1	BCR174A	GDB453	29 017 23,00 4	186179	BCR116A
98200 0850 0 1	BCR110A	98200 1315 0 1	BCR228A	GDB453G	29 067 22,00 4	186774	BCR228A
98200 0851 0 1	BCR111A	98200 1367 0 1	BCR229A	GDB478	29 041 18,30 4	187000	BCR101A
98200 0852 0 1	BCR132A	98200 1375 0 1	BCR230A	GDB5000	29 083 28,00 4	187001	FCR100A
98200 0853 0 1	BCR143A	98200 1376 0 1	BCR229A	GDB5000	29 210 28,00 4	187002	BCR112A
98200 0854 0 1	BCR146A	98200 1429 0 1	BCR254A	GDB5003	29 043 24,00 4	187003	BCR105A
98200 0855 0 1	BCR148A	98200 1430 0 1	BCR330A	GDB5003G	29 043 24,00 4	187004	BCR106A
98200 0858 0 1	BCR169A	98200 1431 0 1	BCR272A	GDB5004	29 065 22,00 4	187005	BCR107A
98200 0859 0 1	BCR126A	98200 1432 0 1	BCR310A	GDB5004G	29 065 22,00 4	187006	BCR108A
98200 0860 0 1	BCR128A	98200 1433 0 1	BCR311A	GDB5005	29 067 22,00 4	187007	BCR110A
98200 0861 0 1	BCR134A	98200 1434 0 1	BCR312A	GDB5005G	29 067 22,00 4	187008	BCR111A
98200 0863 0 1	BCR127A	KR4000172	FWI246	GDB5007	29 083 28,00 4	187009	BCR132A
98200 0864 0 1	BCR130A			GDB5008	29 043 24,00 4	187010	BCR109A
98200 0865 0 1	BCR142A			GDB5008G	29 043 24,00 4	187010	FCR109A
98200 0868 0 1	BCR168A	<b>TRW</b>		GDB5009	29 083 28,00 4	187013	BCR113A
98200 0869 0 1	BCR147A	DF1577	BCR116A	GDB5010	29 083 28,00 4	187014	BCR143A
98200 0870 0 1	BCR215A	DF1763	BCR104A	GDB5014	29 083 28,00 4	187015	BCR144A
98200 0871 0 1	BCR161A	DF1763S	BCR104A	GDB5016	29 043 24,00 4	187016	BCR118A
98200 0872 0 1	BCR214A	DF2648S	BCR105A	GDB5016G	29 043 24,00 4	187017	BCR119A
98200 0874 0 1	BCR162A	DF2756	BCR228A	GDB5017	29 083 28,00 4	187019	BCR169A
98200 0875 0 1	BCR164A	DF2788S	BCR139A	GDB5019	29 090 28,00 4	187020	BCR126A
98200 0876 0 1	BCR163A	DF2788S	BCR313A	GDB5019G	29 090 28,00 4	187022	BCR128A
98200 0877 0 1	BCR165A	DF2790	BCR228A	GDB5020G	29 067 22,00 4	187023	FCR129A
98200 0879 0 1	BCR145A	DF2793	BCR117A	GDB5021	29 065 22,00 4	187024	BCR134A
98200 0883 0 1	BCR170A	DF4087	BCR230A	GDB5021G	29 065 22,00 4	187025	BCR127A
98200 0896 0 1	BCR140A	DF4087S	BCR230A	GDB5022	29 032 25,00 4	187026	BCR130A
98200 0898 0 1	BCR191A	DF4088S	BCR229A	GDB5024	29 011 25,00 4	187027	BCR131A
98200 0951 0 1	BCR139A	DF4089S	BCR191A	GDB5050	29 835 22,00 4	187029	BCR104A
98200 0958 0 1	BCR193A	DF4144S	BCR118A	GDB5051	29 013 21,50 5	187031	FCR123A
98200 0959 0 1	BCR172A	DF4822S	BCR310A	GDB5052	29 097 20,50 5	187032	BCR133A
98200 0960 0 1	BCR176A	DF4823S	BCR311A	GDB5053	29 017 23,00 4	187034	FCR135A
98200 0961 0 1	BCR173A	DF4919S	BCR312A	GDB5054	29 024 23,00 3	187035	BCR134A
98200 1011 0 1	BCR179A	GDB1067	29 784 18,00 4	GDB5055	29 024 23,00 3	187036	FCR149A
98200 1013 0 1	BCR186A	GDB1069	20 984 17,00 5	GDB5056	29 302 21,90 4	187039	BCR139A
98200 1014 0 1	BCR189A	GDB1069	29 706 17,00 3	GDB5057	29 039 22,00 4	187040	BCR140A
98200 1015 0 1	BCR190A	GDB1077	20 984 17,00 5	GDB5058	29 067 22,00 4	187041	BCR228A
98200 1017 0 1	BCR202A	GDB1077	29 071 17,00 3	GDB5062	29 001 20,00 3	187044	BCR174A
98200 1018 0 1	BCR201A	GDB1111	29 038 18,30 3	GDB5065	29 210 28,00 4	187045	BCR229A
98200 1019 0 1	BCR203A	GDB1111	29 041 18,30 4	GDB5066	29 044 20,00 4	187051	BCR145A
98200 1020 0 1	BCR199A	GDB1152	21 188 18,30 3	GDB5067	29 179 30,00 4	187053	FCR102A
98200 1023 0 1	BCR187A	GDB1220	21 576 19,00 3	GDB5068	29 122 22,00 4	187055	BCR142A
98200 1024 0 1	BCR188A	GDB1248	29 012 18,00 3	GDB5069	29 088 26,00 4	187058	BCR139A
98200 1046 0 1	BCR194A	GDB1249	29 001 20,00 3	GDB5077	29 018 28,00 4	187059	FCR157A
98200 1047 0 1	BCR195A	GDB1262	21 621 17,00 3	GDB5082	29 155 27,00 4	187060	BCR106A
98200 1048 0 1	BCR196A	GDB1263	21 592 18,80 3	GDB5083	29 159 30,00 4	187061	BCR184A
98200 1049 0 1	BCR205A	GDB1288	29 076 20,00 4	GDB5084	29 142 30,00 4	187063	BCR175A
98200 1050 0 1	BCR244A	GDB1289	21 904 17,00 3	GDB5085	29 125 29,00 4	187065	BCR146A
98200 1051 0 1	BCR245A	GDB1345	29 121 20,30 4	GDB5086	29 156 30,00 4	187069	BCR173A
98200 1052 0 1	BCR230A	GDB1373	23 022 20,60 4	GDB5096	29 218 29,00 4	187074	BCR199A
98200 1055 0 1	BCR192A	GDB1399	23 021 18,60 4	GDB5762	29 043 24,00 4	187075	BCR201A
98200 1056 0 1	BCR204A	GDB1408	23 020 17,90 4	GDB5842	29 065 22,00 4	187080	BCR109A
98200 1057 0 1	BCR151A	GDB1534	29 121 17,30 4	GDB731	29 706 17,00 3	187080	FCR109A
98200 1164 0 1	BCR206A	GDB1534	29 123 20,30 4	GDB761	29 039 22,00 4	187082	BCR187A
98200 1165 0 1	BCR210A	GDB1535	29 123 20,30 4	GDB761G	29 039 22,00 4	187087	BCR244A
98200 1174 0 1	BCR183A	GDB1600	24 007 21,00 4	GDB762G	29 043 24,00 4	187089	BCR251A
98200 1175 0 1	BCR182A	GDB1601	24 008 18,50 4	GDB827	29 706 17,00 3	187089	FCR251A
98200 1176 0 1	BCR184A	GDB1609	29 121 20,30 4	GDB842	29 122 22,00 4	187090	BCR218A
98200 1177 0 1	BCR197A	GDB1610	29 160 20,30 4	GDB842G	29 065 22,00 4	187091	BCR219A
98200 1269 0 1	BCR252A	GDB1694	29 160 20,30 4	GDB948	29 706 17,00 3	187093	BCR242A
98200 1270 0 1	BCR253A	GDB1695	29 835 21,70 4	GIC162	FWI246	187097	BCR183A
98200 1271 0 1	BCR222A	GDB1696	29 200 20,70 4	GIC199	UAI115	187120	BCR230A
98200 1272 0 1	BCR235A	GDB1697	29 190 19,70 3	GIC203	FWI294	187141	BCR310A
98200 1273 0 1	BCR236A	GDB1698	29 192 20,80 4	GIC211	FWI278	187146	BCR312A
98200 1274 0 1	BCR237A	GDB1699	29 217 20,60 4	GIC223	FWI293	187154	BCR314A
98200 1275 0 1	BCR238A	GDB317	29 784 18,00 4	GIC253	FWI311	187155	BCR317A
98200 1276 0 1	BCR239A	GDB356	29 017 23,00 4	GIC5024	UAI168	197030	BCR311A







**...ZIMMERMANN BERAL**

400.3605.00	<b>BCR191A</b>
400.6451.00	<b>BCR156A</b>
400.6455.00	<b>BCR120A</b>
400.6457.00	<b>BCR145A</b>
400.6459.00	<b>BCR186A</b>
400.6460.00	<b>BCR187A</b>
400.6461.00	<b>BCR188A</b>
400.6462.00	<b>BCR189A</b>
400.6463.00	<b>BCR190A</b>
400.6464.00	<b>BCR208A</b>
400.6465.00	<b>BCR209A</b>
400.6466.00	<b>BCR216A</b>
400.6467.00	<b>FCR198A</b>
400.6481.00	<b>BCR323A</b>
401.6580.00	<b>BCR197A</b>
410.6501.00	<b>BCR168A</b>
410.6504.00	<b>BCR155A</b>
470.6601.00	<b>BCR126A</b>
470.6602.00	<b>BCR128A</b>
470.6604.00	<b>BCR169A</b>
470.6605.00	<b>BCR134A</b>
470.6606.00	<b>BCR175A</b>
470.6607.00	<b>BCR174A</b>
470.6608.00	<b>BCR127A</b>
470.6609.00	<b>FCR129A</b>
470.6610.00	<b>BCR185A</b>
470.6612.00	<b>BCR219A</b>
470.6613.00	<b>BCR220A</b>
490.6651.00	<b>BCR201A</b>
490.6652.00	<b>BCR202A</b>
490.6653.00	<b>BCR203A</b>
490.6654.00	<b>BCR204A</b>
510.6731.00	<b>BCR170A</b>
520.6701.00	<b>BCR200A</b>
610.1183.00	<b>BCR130A</b>
610.1184.00	<b>BCR131A</b>
610.6851.00	<b>BCR142A</b>
610.6853.00	<b>BCR192A</b>

**Federal-Mogul Global Aftermarket EMEA bvba**  
 Prins Boudewijnlaan 5 • B-2550 Kontich • Belgium  
**Central Distribution Centre**  
 Prins Boudewijnlaan 7 • B-2550 Kontich • Belgium  
 Phone +32 (0) 3450 83 10 • Fax +32 (0) 3450 83 38



**Federal-Mogul Italy Srl**  
**Aftermarket Division**  
 Via Enrico Fermi 8 • 37135 Verona • Italy  
 Phone +39 045 828 13 11 • Fax +39 045 828 14 00



**Federal-Mogul Friction Products GmbH**  
**Federal-Mogul Aftermarket**  
 Klosterstraße 16 • D-51709 Marienheide • Germany  
 Phone +49 (0) 2264 89 0 • Fax +49 (0) 2264 89 266



**Federal-Mogul Aftermarket UK Limited**  
 Greyhound Drive • Bradford • BD7 1NQ • England  
 Phone +44 (0) 1274 723481 • Fax +44 (0) 1274 848282



**Federal-Mogul Ibérica, S.L.**  
**Federal-Mogul Aftermarket España, S.A.**  
 Calle Alcarria, nº 2 • 28823 Coslada • Madrid • Spain  
 Phone: + 34 91 746 1900 • Fax: + 34 91 746 18 90



**Federal-Mogul Aftermarket France**  
 60-62, rue Danjou • 92517 Boulogne-Billancourt Cedex • France  
 Phone +33 (0) 1 46 94 27 00 • Fax +33 (0) 1 46 94 27 01  
**Service Commande de stock :**  
 Phone +33 (0) 810 000 029 • Fax +32 34 50 80 26  
**Service Commande express :**  
 Phone +33 (0) 810 000 029 • Fax +33 (0) 1 46 94 27 01



**Federal-Mogul Aftermarket**  
**Southern Africa (PTY) Ltd**  
 33 Western Boulevard • City West • Johannesburg • South Africa  
 Phone +27 11 630 3000 • Fax +27 11 630 3040



**Federal-Mogul Aftermarket Turkey**  
 Meclisi, Mebusan Caddesi, No: 133 • Findikli - Istanbul 80040 • Turkey  
 Phone +90 212 292 6313 • Fax +90 212 292 6260



# ProTecs®

**NEW PAD RETAINING SYSTEM MAKES REPLACING PADS SAFER AND FASTER**



**NEUES BELAGNIEDERHALTESYSTEM MACHT DEN BELAGWECHSEL SICHERER UND SCHNELLER**

**UN NOUVEAU SYSTÈME DE RETENUE POUR UN CHANGEMENT DE PLAQUETTES PLUS SÉCURISÉ ET PLUS RAPIDE**

**IL NUOVO SISTEMA DI FISSAGGIO DELLE PASTIGLIE RENDE LA SOSTITUZIONE PIÙ SICURA E VELOCE**

**O NOVO SISTEMA DE RETENÇÃO DAS PASTILHAS TORNA A SUA SUBSTITUIÇÃO MAIS RÁPIDA E SEGURA**

**NIEUW BEVESTIGINGSSYSTEEM MAAKT REMBLOKKEN VERVANGEN VEILIGER EN SNELLER**

**НОВАЯ СИСТЕМА ФИКСАЦИИ ТОРМОЗНОЙ КОЛОДКИ В СУППОРТЕ УСКОРЯЕТ ПРОЦЕДУРУ ЕЕ ЗАМЕНЫ И УВЕЛИЧИВАЕТ БЕЗОПАСНОСТЬ ЭКСПЛУАТАЦИИ**

**NOWY SYSTEM MOCOWANIA KLOCKÓW CZYNI ICH WYMIANĘ SZYBSZĄ I BEZPIECZNIEJSZĄ**

**BERAL®**